

24-hour service on our website

Download manuals and high resolution photos
Contact information • Distributor locator

- Always available



When logged in as a customer you can also:

View your prices • Exact stock levels • Place orders
See previous orders

ISO-certification

We are ISO certified according to ISO 9001 and ISO 14001



Project management

Complete solutions from drawings to commissioning



Service contracts

Calibration & continuous service of equipment



MOVING AND MEASURING FLUIDS

SINCE 1898

We offer products and services in:

- Fluid handling
- Exhaust and fume extraction
- High powered vacuum systems

Our goal is to increase and improve your:

- Profitability
- Efficiency
- Environmental
- Ergonomics

A complete partner for design and total solutions, we offer:

- Consultation
- Installation
- Service

Orion is part of Alentec & Orion AB, which develops, manufactures and markets equipment and services in pumping, measuring and dosing for vehicle workshops and industry. The head office and warehouse are located in Älta, south-east of Stockholm, Sweden

Orion products are sold all over the world. We have distributors in over 70 countries and sales offices in the UK, Belgium and France.

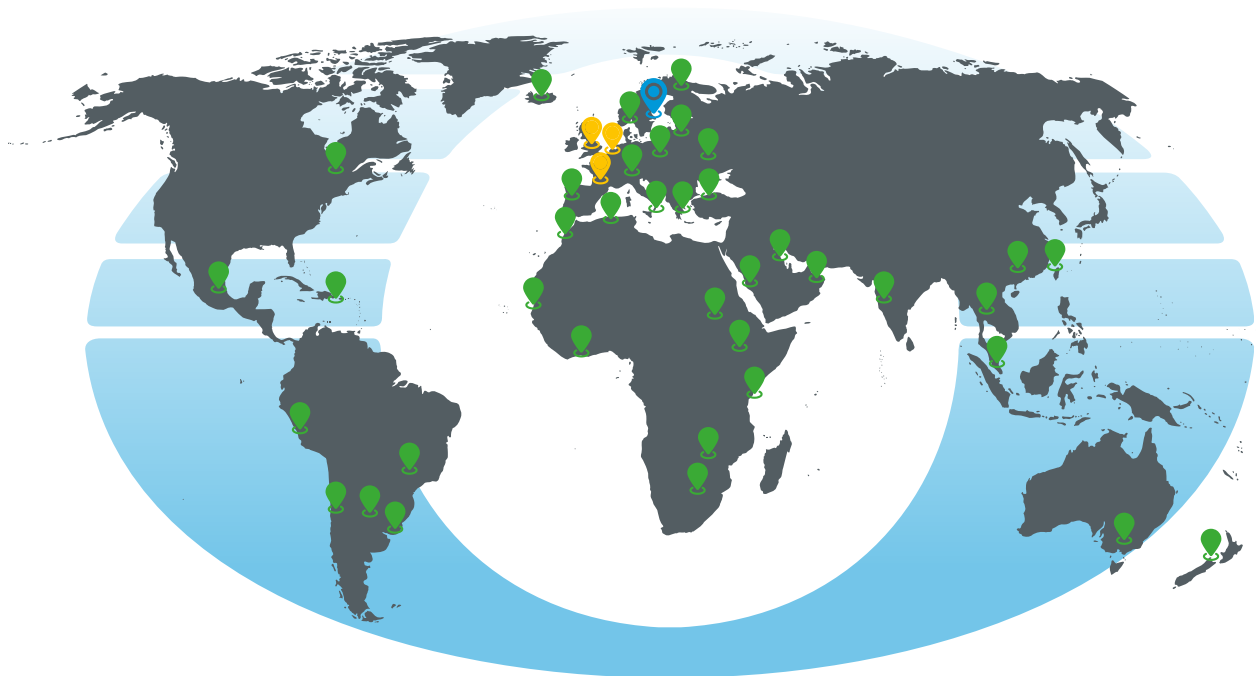
The environmental aspect is always an important part of both the planning, installation and service process. For our operations, we have established a process-based quality and environmental management system, according to the requirements of ISO 9001 for quality management systems and ISO 14001 for environmental management systems.





Head office and warehouse




Manufacturing and R&D



 Head office

 Subsidiary

 Distributor (for more information, see www.orionlube.com)

Alentec & Orion AB reserve the rights to make any changes in the technical specifications and for any misprints in the catalogue.

| | | | | | |
|----------|--|-----------|-----------|--|------------|
| 1 | Grease equipment | 9 | 6 | Diesel | 99 |
| | Air operated grease pumps and accessories | 10 | | Electric diesel pumps | 100 |
| | Pump ram systems | 12 | | Air operated diaphragm diesel pumps | 101 |
| | Hose reels | 13 | | Spring operated hose reels | 102 |
| | Grease control valves and accessories | 15 | | Funnels and jerry cans | 103 |
| | Mobile grease pumps | 16 | 7 | AdBlue | 105 |
| | Hand operated grease pumps | 19 | | AdBlue® electric pumps | 106 |
| | Cordless grease pumps | 22 | | Air operated AdBlue® pumps | 107 |
| | Grease nozzles | 23 | | Spring operated hose reels | 109 |
| | Specialty products | 24 | | AdBlue® nozzles & meters | 110 |
| | Hydraulic grease fittings | 25 | | Hand operated drum pump | 111 |
| | Installation accessories | 28 | | AdBlue® accessories | 112 |
| | Accessories | 29 | 8 | Hose reels | 115 |
| 2 | Oil equipment | 31 | | Hose reels, open | 116 |
| | Air operated oil pumps | 32 | | Hose reels, enclosed | 121 |
| | Installation kits for 227 & 228-series pumps | 33 | | Electric cable reels | 123 |
| | Electric pumps for oil | 35 | | Hose reel accessories | 124 |
| | Air operated diaphragm pump | 35 | 9 | Hose end control | 129 |
| | Spring operated hose reels | 36 | | Grease control valve | 130 |
| | Valves and meters | 38 | | Water and antifreeze control valves | 131 |
| | Distribution kits | 39 | | Detergent | 133 |
| | Distribution kits for 1.000 l containers | 40 | | Blow gun & tyre inflators | 133 |
| | Tank kits | 41 | | Diesel nozzles | 134 |
| | Mobile oil distributors | 42 | | AdBlue® nozzles | 134 |
| | Mobile oil dispensers | 43 | | Oil & glycol control valves | 135 |
| | Portable oil dispensers, oil bar | 45 | | Control valve and hose end meter high-flow | 136 |
| | Hand operated pumps | 46 | | Mechanical hose end meter | 137 |
| | Drum taps, oil cans, measures etc. | 50 | | Digital hose end meter | 138 |
| | Installation accessories | 52 | | Accessories for hose end control valves | 139 |
| 3 | Waste oil | 57 | | Line meters | 140 |
| | Air operated suction & waste oil pumps | 58 | 10 | Monitoring | 143 |
| | Accessories | 60 | | NEX·U® | 146 |
| | Vacuum systems | 61 | | Dosing equipment | 156 |
| | Spring operated hose reels for waste oil suction | 62 | | OriLink® | 156 |
| | Pit waste oil equipment | 63 | | Meter units | 160 |
| | Equipment for pits | 64 | | Monitoring equipment | 161 |
| | Mobile waste oil units | 64 | | Safety and protection | 162 |
| | Waste oil equipment | 66 | 11 | Drum handling | 165 |
| | Suction units and drain pans | 68 | | Trolleys | 166 |
| | Vacuum pump | 70 | | Safety drum trolley | 167 |
| 4 | Air | 73 | | Safety pallet | 168 |
| | Spring operated hose reels | 74 | | Drum lift | 168 |
| | Air treatment units (FRL) | 76 | 12 | Exhaust equipment | 171 |
| | Air line accessories | 77 | | Spring operated exhaust reels | 172 |
| | Quick-couplings for compressed air | 79 | | Electric driven exhaust reels | 173 |
| 5 | Waterbased fluids/ detergents | 83 | | Exhaust hoses | 175 |
| | Air operated liquid pumps | 84 | | Basic exhaust extraction | 178 |
| | Mixing units | 86 | | Exhaust rails | 179 |
| | Spring operated hose reels | 87 | | Exhaust nozzles | 180 |
| | Hose end controls | 89 | | Starter, control units | 182 |
| | Spray handles and mobile sprayer | 90 | | Extraction arms | 184 |
| | Drum pumps, hand operated | 93 | | Fans | 185 |
| | Drum tap, measures, etc | 94 | | | |
| | Installation accessories | 96 | | | |

13 High powered vacuum 189

| | |
|---------------------------------|-----|
| Suction units..... | 190 |
| Long reach support arms..... | 192 |
| Vacuum hose reel..... | 193 |
| Tube kits..... | 193 |
| Tube parts and accessories..... | 194 |

14 Installation equipment 197

| | |
|---|-----|
| Installation components, oil..... | 198 |
| Installation components, grease..... | 199 |
| Installation components, water based fluids..... | 200 |
| Installation components..... | 202 |
| Tanks and accessories..... | 208 |

15 Sorbents 213

| | |
|----------------------------|-----|
| Sorbents for oil only..... | 214 |
| Universal sorbents..... | 215 |
| Spill rugs heavy duty..... | 216 |

| | | | | | | | | | | | |
|-------------|----|-------------|-----|-------|-----|-------|-----|-------|-----|-----------|-----|
| 101 | 27 | 11239 | 19 | 14527 | 30 | 18575 | 29 | 21499 | 47 | 22157 | 43 |
| 102 | 27 | 11310 | 18 | 14528 | 23 | 18576 | 12 | 21500 | 46 | 22158 | 43 |
| 107 | 27 | 11639 | 18 | 14534 | 23 | 18576 | 29 | 21501 | 47 | 22160 | 43 |
| 108 | 27 | 11709 | 24 | 14535 | 23 | 18577 | 12 | 21503 | 46 | 22161 | 43 |
| 109 | 27 | 11710 | 21 | 14536 | 23 | 18577 | 29 | 21504 | 44 | 22162 | 43 |
| 110 | 27 | 11711 | 21 | 14538 | 23 | 18578 | 12 | 21505 | 47 | 22170 | 42 |
| 120 | 27 | 11712 | 21 | 14560 | 23 | 18578 | 29 | 21506 | 46 | 22190 | 148 |
| 121 | 27 | 11713 | 19 | 14565 | 23 | 19002 | 26 | 21507 | 44 | 22206 | 85 |
| 127 | 27 | 11714 | 19 | 14612 | 15 | 19009 | 26 | 21509 | 69 | 22206 | 86 |
| 129 | 27 | 11715 | 19 | 14612 | 130 | 19100 | 25 | 21509 | 94 | 22206 | 107 |
| 143 | 27 | 11750 | 20 | 14615 | 15 | 19101 | 25 | 21574 | 45 | 22208 | 85 |
| 171 | 27 | 12121 | 17 | 14615 | 130 | 19102 | 25 | 21578 | 45 | 22208 | 86 |
| 185 | 27 | 12130 | 17 | 14626 | 130 | 20205 | 131 | 21605 | 51 | 22210 | 35 |
| 208 | 27 | 12131 | 17 | 14713 | 19 | 20210 | 89 | 21605 | 95 | 22210 | 36 |
| 208ROSTFRI | 27 | 12134 | 17 | 14713 | 21 | 20210 | 132 | 21605 | 103 | 22210 | 101 |
| 211 | 27 | 12135 | 17 | 14715 | 23 | 20215 | 89 | 21606 | 52 | 22230 | 85 |
| 211ROSTFRI | 27 | 12200 | 16 | 14717 | 21 | 20215 | 131 | 21606 | 95 | 22230 | 86 |
| 501 | 25 | 12201 | 16 | 14720 | 15 | 20255 | 89 | 21606 | 103 | 22230 | 107 |
| 502 | 25 | 12205 | 16 | 14720 | 130 | 20255 | 131 | 21607 | 52 | 22238 | 85 |
| 504 | 25 | 12210 | 16 | 14726 | 20 | 20277 | 89 | 21607 | 95 | 22238 | 86 |
| 504ROSTFRI | 25 | 12213 | 16 | 14726 | 22 | 20277 | 131 | 21607 | 103 | 22241 | 85 |
| 505 | 25 | 12214 | 16 | 14727 | 20 | 20300 | 138 | 21609 | 51 | 22241 | 86 |
| 505B | 26 | 12220 | 16 | 14727 | 22 | 20305 | 38 | 21609 | 94 | 22241 | 107 |
| 505ROSTFRI | 25 | 12221 | 16 | 14740 | 15 | 20305 | 135 | 21610 | 52 | 22310 | 35 |
| 507 | 25 | 12225 | 16 | 14740 | 130 | 20316 | 38 | 21610 | 95 | 22310 | 36 |
| 509 | 25 | 12230 | 16 | 14745 | 141 | 20316 | 135 | 21613 | 50 | 22310 | 101 |
| 509F | 25 | 12233 | 16 | 15125 | 13 | 20322 | 138 | 21614 | 50 | 22320 | 58 |
| 509FROSTFRI | 25 | 12234 | 17 | 15125 | 116 | 20352 | 138 | 21615 | 50 | 22325 | 85 |
| 509ROSTFRI | 25 | 12235 | 17 | 15212 | 14 | 20357 | 38 | 21616 | 50 | 22325 | 86 |
| 511 | 25 | 12305 | 16 | 15212 | 117 | 20357 | 135 | 21619 | 69 | 22332 | 35 |
| 512 | 25 | 12325 | 16 | 15225 | 14 | 20371 | 38 | 21619 | 94 | 22332 | 36 |
| 512ROSTFRI | 25 | 12512 | 25 | 15225 | 117 | 20371 | 138 | 21625 | 50 | 22332 | 58 |
| 513K | 25 | 12517 | 21 | 15325 | 14 | 20372 | 138 | 21625 | 94 | 22422 | 91 |
| 514 | 26 | 12519 | 24 | 15325 | 117 | 20376 | 38 | 21626 | 50 | 22440 | 33 |
| 514B | 26 | 12527 | 21 | 15436 | 14 | 20376 | 135 | 21626 | 94 | 22441 | 33 |
| 515 | 25 | 12540 | 10 | 15436 | 118 | 20377 | 38 | 21627 | 50 | 22442 | 33 |
| 515ROSTFRI | 26 | 12541 | 10 | 15527 | 14 | 20377 | 135 | 21627 | 94 | 22443 | 33 |
| 516 | 25 | 12542 | 10 | 15527 | 119 | 20391 | 138 | 21628 | 52 | 22450 | 33 |
| 519 | 26 | 12650 | 10 | 16212 | 14 | 20396 | 38 | 21628 | 95 | 22451 | 33 |
| 519F | 26 | 12651 | 10 | 16212 | 121 | 20396 | 135 | 21629 | 52 | 22582 | 70 |
| 525 | 26 | 12652 | 10 | 16225 | 14 | 20400 | 139 | 21629 | 95 | 22584 | 70 |
| 535 | 26 | 12750 | 10 | 16225 | 121 | 20422 | 38 | 21630 | 51 | 22585 | 70 |
| 535F | 26 | 12751 | 10 | 16412 | 15 | 20422 | 139 | 21630 | 95 | 22586 | 70 |
| 538 | 26 | 12752 | 10 | 16412 | 122 | 20452 | 139 | 21631 | 51 | 22587 | 71 |
| 547K | 26 | 12755 | 11 | 16425 | 15 | 20471 | 139 | 21631 | 95 | 22588 | 71 |
| 576 | 26 | 12756 | 11 | 16425 | 122 | 20472 | 139 | 21632 | 51 | 22590 | 71 |
| 577 | 26 | 12757 | 11 | 18070 | 15 | 20491 | 139 | 21632 | 95 | 22760 | 33 |
| 580 | 25 | 12820 | 11 | 18070 | 131 | 20522 | 148 | 21632 | 103 | 22762 | 33 |
| 580ROSTFRI | 25 | 12821 | 11 | 18071 | 15 | 20552 | 148 | 21633 | 51 | 22770 | 84 |
| 582 | 25 | 12822 | 11 | 18071 | 131 | 20571 | 148 | 21633 | 95 | 22771 | 84 |
| 583 | 26 | 12825 | 11 | 18072 | 15 | 20572 | 148 | 21634 | 52 | 22772 | 84 |
| 584 | 26 | 12830 | 11 | 18072 | 131 | 20591 | 148 | 21634 | 95 | 22775 | 84 |
| 1421F | 92 | 12831 | 11 | 18073 | 15 | 21012 | 46 | 21635 | 69 | 22776 | 84 |
| 1669B | 26 | 12832 | 11 | 18073 | 131 | 21013 | 46 | 21635 | 94 | 22777 | 84 |
| 1684B | 26 | 12840 | 11 | 18102 | 21 | 21019 | 49 | 21637 | 51 | 22800 | 32 |
| 1697 | 26 | 12841 | 11 | 18103 | 21 | 21022 | 47 | 21637 | 94 | 22802 | 58 |
| 1698 | 26 | 12842 | 11 | 18104 | 21 | 21023 | 47 | 21638 | 51 | 22805 | 32 |
| 1822A | 27 | 13517 | 22 | 18105 | 21 | 21027 | 48 | 21638 | 94 | 22810 | 32 |
| 1824 | 27 | 13523 | 22 | 18107 | 30 | 21027 | 93 | 21644 | 51 | 22815 | 32 |
| 2303 | 92 | 13524 | 22 | 18110 | 30 | 21028 | 48 | 21644 | 94 | 22819 | 32 |
| 3111P | 92 | 13526 | 22 | 18111 | 30 | 21028 | 93 | 21646 | 50 | 22820 | 84 |
| 3131P | 92 | 13527 | 22 | 18112 | 30 | 21038 | 47 | 21647 | 50 | 22825 | 84 |
| 3132BC | 92 | 13532 | 22 | 18122 | 30 | 21040 | 49 | 21648 | 50 | 22850 | 32 |
| 3132NG | 92 | 13534 | 22 | 18123 | 30 | 21040 | 68 | 21650 | 47 | 22852 | 32 |
| 3132PG | 92 | 14001 | 23 | 18125 | 30 | 21044 | 49 | 21652 | 47 | 22875 | 58 |
| 3132PP | 92 | 14005 | 24 | 18127 | 30 | 21044 | 68 | 21656 | 44 | 23040 | 162 |
| 3132PR | 92 | 14006 | 24 | 18129 | 30 | 21046 | 49 | 21657 | 50 | 23072 | 161 |
| 3253P | 68 | 14015 | 23 | 18130 | 30 | 21047 | 48 | 21657 | 94 | 23132 | 152 |
| 3270PE | 92 | 14016 | 23 | 18131 | 30 | 21047 | 93 | 21658 | 44 | 23132 | 162 |
| 3270PP | 92 | 14017 | 23 | 18132 | 30 | 21048 | 48 | 21662 | 47 | 23154 | 152 |
| 3275PE | 92 | 14018 | 23 | 18150 | 30 | 21048 | 93 | 21666 | 51 | 23154 | 162 |
| 3275PP | 92 | 14019 | 23 | 18200 | 13 | 21065 | 45 | 21666 | 94 | 23163 | 163 |
| 3595F | 92 | 14042 | 21 | 18201 | 27 | 21066 | 45 | 21667 | 51 | 23164 | 160 |
| 3615F | 92 | 14042 | 131 | 18205 | 13 | 21067 | 43 | 21667 | 94 | 23165 | 159 |
| 3615S | 92 | 14043 | 21 | 18300 | 12 | 21076 | 43 | 21668 | 51 | 23167 | 163 |
| 3658 | 92 | 14043 | 131 | 18305 | 13 | 21077 | 43 | 21668 | 94 | 23168 | 163 |
| 3965 | 92 | 14044 | 21 | 18316 | 29 | 21100 | 169 | 21669 | 51 | 23171 | 152 |
| 6027 | 56 | 14044 | 131 | 18340 | 12 | 21108 | 169 | 21669 | 94 | 23171 | 162 |
| 6027 | 98 | 14044AVLAST | 21 | 18370 | 12 | 21110 | 167 | 21670 | 45 | 23183 | 152 |
| 6321L | 92 | 14046 | 24 | 18400 | 13 | 21122 | 93 | 21675 | 104 | 23183 | 162 |
| 11001 | 19 | 14047 | 21 | 18440 | 13 | 21122 | 111 | 21676 | 104 | 23187 | 163 |
| 11002 | 19 | 14047 | 131 | 18470 | 13 | 21130 | 47 | 21677 | 104 | 23188 | 163 |
| 11003 | 19 | 14048 | 24 | 18507 | 29 | 21131 | 93 | 21685 | 104 | 23191 | 152 |
| 11004 | 19 | 14050 | 24 | 18542 | 29 | 21131 | 111 | 21686 | 104 | 23191 | 162 |
| 11005 | 19 | 14052 | 21 | 18543 | 29 | 21132 | 93 | 21687 | 104 | 23192 | 152 |
| 11015 | 24 | 14052 | 131 | 18544 | 29 | 21200 | 46 | 21690 | 104 | 23192 | 162 |
| 11025 | 19 | 14055 | 24 | 18545 | 29 | 21200 | 93 | 21700 | 69 | 23193 | 152 |
| 11027 | 18 | 14056 | 24 | 18546 | 29 | 21200 | 111 | 21701 | 69 | 23193 | 162 |
| 11028 | 18 | 14057 | 24 | 18547 | 29 | 21205 | 46 | 21701 | 168 | 23195 | 162 |
| 11030 | 19 | 14067 | 24 | 18548 | 29 | 21210 | 47 | 21702 | 69 | 23197 | 151 |
| 11116 | 18 | 14068 | 24 | 18561 | 29 | 21210 | 93 | 21702 | 168 | 23260 | 157 |
| 11118 | 18 | 14069 | 24 | 18565 | 29 | 21211 | 47 | 21710 | 51 | 23261 | 157 |
| 11205 | 20 | 14070 | 23 | 18566 | 29 | 21211 | 93 | 21710 | 94 | 23334 | 159 |
| 11207 | 20 | 14071 | 23 | 18569 | 12 | 21215 | 93 | 21711 | 51 | 23335 | 159 |
| 11210 | 20 | 14072 | 23 | 18569 | 29 | 21220 | 48 | 21711 | 94 | 23354 | 159 |
| 11214 | 20 | 14073 | 23 | 18570 | 12 | 21220 | 93 | 21712 | 51 | 23377 | 159 |
| 11220 | 20 | 14074 | 23 | 18570 | 29 | 21221 | 48 | 21712 | 94 | 23393 | 184 |
| 11225 | 20 | 14076 | 23 | 18571 | 12 | 21221 | 93 | 21713 | 51 | 23393M50 | 159 |
| 11226 | 20 | 14512 | 23 | 18571 | 29 | 21230 | 48 | 21713 | 94 | 23393M100 | 159 |
| 11230 | 20 | 14514 | 23 | 18572 | 12 | 21230 | 93 | 22057 | 16 | 23393M250 | 159 |
| 11235 | 19 | 14516 | 23 | 18572 | 29 | 21232 | 48 | 22152 | 42 | 23393M500 | 159 |
| 11236 | 19 | 14517 | 23 | 18573 | 12 | 21232 | 93 | 22153 | 42 | 23399 | 156 |
| 11237 | 19 | 14519 | 23 | 18573 | 29 | 21235 | 49 | 22154 | 42 | 23400 | 156 |
| 11238 | 19 | 14523 | 23 | 18575 | 12 | 21300 | 93 | 22155 | 42 | 23401 | 157 |

| | | | | | | | | | | | |
|-----------|-----|-------|-----|---------|-----|-------|-----|-------|-----|---------|-----|
| 23402 | 157 | 24029 | 91 | 25065 | 147 | 28251 | 98 | 28651 | 166 | 39517 | 64 |
| 23403 | 157 | 24029 | 133 | 25105 | 116 | 28268 | 90 | 28652 | 166 | 39552 | 65 |
| 23404 | 158 | 24098 | 91 | 25135 | 36 | 28268 | 132 | 28653 | 166 | 39560 | 69 |
| 23405 | 158 | 24098 | 133 | 25135 | 116 | 28272 | 54 | 28654 | 107 | 39570 | 69 |
| 23407 | 158 | 24099 | 91 | 25205 | 117 | 28291 | 71 | 28654 | 108 | 39710 | 63 |
| 23408 | 158 | 24099 | 133 | 25232 | 37 | 28295 | 60 | 28666 | 169 | 39711 | 63 |
| 23409 | 158 | 24104 | 209 | 25232 | 117 | 28303 | 96 | 28667 | 166 | 39715 | 59 |
| 23411M50 | 159 | 24105 | 89 | 25235 | 37 | 28304 | 150 | 28670 | 53 | 39800 | 72 |
| 23411M100 | 159 | 24105 | 131 | 25235 | 117 | 28304 | 161 | 28671 | 53 | 42009 | 76 |
| 23411M250 | 159 | 24106 | 89 | 25306 | 117 | 28306 | 161 | 28673 | 53 | 42103 | 28 |
| 23411M500 | 159 | 24106 | 131 | 25335RF | 118 | 28308 | 161 | 28673 | 98 | 42103 | 52 |
| 23412M50 | 159 | 24108 | 91 | 25336 | 37 | 28309 | 97 | 28902 | 124 | 42103 | 76 |
| 23412M100 | 159 | 24108 | 133 | 25336 | 117 | 28310 | 55 | 28904 | 124 | 42103 | 96 |
| 23412M250 | 159 | 24135 | 45 | 25406 | 118 | 28310 | 97 | 28913 | 124 | 42104 | 76 |
| 23412M500 | 159 | 24188 | 87 | 25436 | 37 | 28311 | 55 | 28922 | 124 | 42105 | 28 |
| 23414 | 157 | 24189 | 87 | 25436 | 102 | 28311 | 97 | 29055 | 39 | 42105 | 76 |
| 23415 | 159 | 24203 | 124 | 25436 | 118 | 28321 | 55 | 29055 | 139 | 42105 | 96 |
| 23417 | 152 | 24204 | 124 | 25455 | 37 | 28321 | 97 | 29057 | 28 | 42107 | 76 |
| 23417 | 163 | 24205 | 124 | 25455 | 102 | 28321 | 101 | 29057 | 53 | 42108 | 76 |
| 23429 | 158 | 24206 | 124 | 25455 | 118 | 28325 | 56 | 29086 | 39 | 42110 | 76 |
| 23430 | 162 | 24207 | 124 | 25507 | 119 | 28325 | 60 | 29086 | 98 | 42112 | 76 |
| 23432 | 157 | 24207 | 127 | 25510 | 167 | 28327 | 150 | 29086 | 139 | 42115 | 76 |
| 23435 | 152 | 24215 | 60 | 25537 | 37 | 28327 | 161 | 29090 | 39 | 42120 | 76 |
| 23435 | 163 | 24225 | 91 | 25537 | 119 | 28328 | 209 | 29090 | 98 | 42121 | 76 |
| 23437 | 152 | 24225 | 133 | 25556 | 37 | 28329 | 61 | 29090 | 139 | 42123 | 76 |
| 23437 | 163 | 24228 | 97 | 25556 | 102 | 28330 | 39 | 29096 | 39 | 42124 | 76 |
| 23438 | 157 | 24506 | 50 | 25556 | 119 | 28331 | 39 | 29096 | 98 | 42125 | 76 |
| 23441 | 157 | 24506 | 94 | 25559 | 37 | 28332 | 39 | 29096 | 139 | 42126 | 76 |
| 23442 | 157 | 24509 | 45 | 25559 | 119 | 28333 | 161 | 29108 | 64 | 44465 | 117 |
| 23445 | 158 | 24516 | 45 | 25565 | 37 | 28335 | 40 | 29120 | 56 | 44503 | 77 |
| 23448 | 159 | 24517 | 50 | 25565 | 102 | 28336 | 40 | 29138 | 67 | 44503 | 133 |
| 23449 | 161 | 24518 | 91 | 25565 | 119 | 28337 | 40 | 29142 | 168 | 44504 | 77 |
| 23455 | 156 | 24518 | 133 | 25606 | 120 | 28339 | 48 | 29144 | 168 | 44504 | 133 |
| 23457 | 156 | 24549 | 63 | 25608 | 120 | 28339 | 112 | 29145 | 168 | 44507 | 77 |
| 23577 | 110 | 24555 | 63 | 25638 | 37 | 28340 | 44 | 29149 | 168 | 44508 | 77 |
| 23577 | 134 | 24556 | 136 | 25638 | 120 | 28345 | 60 | 29150 | 209 | 44513 | 78 |
| 23580 | 110 | 24556 | 138 | 25656 | 37 | 28352 | 40 | 29159 | 168 | 44514 | 78 |
| 23580 | 134 | 24557 | 136 | 25656 | 120 | 28353 | 40 | 29160 | 168 | 44515 | 78 |
| 23600 | 156 | 24557 | 138 | 25657 | 37 | 28354 | 40 | 29251 | 168 | 44516 | 79 |
| 23603 | 101 | 24567 | 39 | 25657 | 103 | 28355 | 40 | 29300 | 60 | 44517 | 78 |
| 23604 | 101 | 24567 | 136 | 25657 | 120 | 28356 | 41 | 29310 | 66 | 44521 | 79 |
| 23604 | 134 | 24568 | 39 | 25665 | 37 | 28357 | 41 | 29312 | 62 | 44523 | 80 |
| 23605 | 101 | 24568 | 136 | 25665 | 103 | 28367 | 90 | 29320 | 66 | 44525 | 80 |
| 23605 | 134 | 24579 | 50 | 25665 | 120 | 28367 | 132 | 29325 | 66 | 44526 | 80 |
| 23606 | 101 | 24580 | 50 | 25805 | 120 | 28368 | 90 | 29555 | 102 | 44527 | 80 |
| 23606 | 134 | 24580 | 94 | 25885 | 103 | 28368 | 132 | 29736 | 61 | 44528 | 80 |
| 23607 | 101 | 24583 | 55 | 25885 | 120 | 28369 | 90 | 29830 | 141 | 44531 | 79 |
| 23607 | 134 | 24583 | 97 | 26016 | 42 | 28369 | 132 | 29830 | 160 | 44635 | 78 |
| 23608 | 101 | 24593 | 50 | 26205 | 121 | 28370 | 207 | 29831 | 141 | 44635 | 134 |
| 23608 | 134 | 24594 | 50 | 26232 | 38 | 28389 | 167 | 29831 | 160 | 44640 | 78 |
| 23609 | 101 | 24595 | 50 | 26232 | 121 | 28390 | 167 | 34000 | 214 | 44640 | 134 |
| 23610 | 101 | 24596 | 50 | 26235 | 38 | 28391 | 168 | 34001 | 214 | 44660 | 78 |
| 23792 | 148 | 24599 | 46 | 26235 | 121 | 28392 | 168 | 34002 | 214 | 44660 | 134 |
| 23801 | 146 | 24599 | 47 | 26405 | 122 | 28400 | 111 | 34003 | 214 | 45135 | 74 |
| 23802 | 146 | 24621 | 110 | 26432 | 38 | 28409 | 97 | 34004 | 214 | 45135 | 116 |
| 23803 | 147 | 24623 | 110 | 26432 | 122 | 28409 | 113 | 34005 | 214 | 45222 | 74 |
| 23804 | 148 | 24626 | 50 | 26435 | 38 | 28420 | 55 | 34006 | 214 | 45222 | 87 |
| 23820 | 146 | 24627 | 207 | 26435 | 122 | 28421 | 55 | 34007 | 53 | 45222 | 117 |
| 23821 | 146 | 24628 | 50 | 26502 | 66 | 28453 | 90 | 34007 | 215 | 45225 | 74 |
| 23822 | 149 | 24629 | 50 | 26511 | 167 | 28453 | 133 | 34008 | 53 | 45225 | 87 |
| 23823 | 149 | 24661 | 55 | 28009 | 54 | 28454 | 90 | 34008 | 215 | 45225 | 117 |
| 23824 | 149 | 24662 | 55 | 28009 | 97 | 28454 | 133 | 34100 | 215 | 45235 | 74 |
| 23826 | 150 | 24665 | 30 | 28010 | 54 | 28482 | 167 | 34101 | 215 | 45235 | 87 |
| 23827 | 150 | 24715 | 139 | 28010 | 97 | 28506 | 53 | 34102 | 215 | 45235 | 117 |
| 23828 | 150 | 24756 | 39 | 28011 | 54 | 28506 | 96 | 34103 | 215 | 45335RF | 118 |
| 23829 | 150 | 24756 | 136 | 28011 | 97 | 28513 | 77 | 34104 | 216 | 45336 | 74 |
| 23830 | 149 | 24757 | 39 | 28012 | 54 | 28513 | 207 | 34106 | 216 | 45336 | 88 |
| 23831 | 146 | 24757 | 136 | 28012 | 97 | 28515 | 77 | 34107 | 216 | 45336 | 117 |
| 23835 | 149 | 24759 | 101 | 28013 | 54 | 28515 | 207 | 34108 | 96 | 45638 | 75 |
| 23836 | 147 | 24759 | 111 | 28013 | 97 | 28524 | 53 | 34108 | 216 | 45638 | 120 |
| 23840 | 163 | 24759 | 135 | 28015 | 54 | 28524 | 96 | 34109 | 96 | 45665 | 75 |
| 23841 | 164 | 24778 | 140 | 28015 | 97 | 28526 | 166 | 34110 | 217 | 45665 | 120 |
| 23842 | 164 | 24779 | 140 | 28017 | 54 | 28527 | 166 | 34120 | 217 | 46222 | 75 |
| 23843 | 164 | 24792 | 38 | 28019 | 54 | 28528 | 166 | 34121 | 218 | 46222 | 121 |
| 23850 | 146 | 24792 | 137 | 28022 | 55 | 28552 | 53 | 34452 | 62 | 46225 | 75 |
| 23860 | 147 | 24793 | 137 | 28022 | 97 | 28552 | 96 | 34462 | 62 | 46225 | 88 |
| 23861 | 147 | 24797 | 38 | 28059 | 55 | 28553 | 53 | 34464 | 62 | 46225 | 121 |
| 23862 | 147 | 24797 | 137 | 28059 | 97 | 28553 | 96 | 35241 | 117 | 46235 | 75 |
| 23863 | 147 | 24891 | 86 | 28078 | 54 | 28557 | 166 | 36241 | 121 | 46235 | 88 |
| 23864 | 147 | 24957 | 88 | 28078 | 97 | 28557 | 166 | 36441 | 103 | 46235 | 121 |
| 23865 | 147 | 24957 | 118 | 28079 | 54 | 28585 | 53 | 36441 | 122 | 46315 | 75 |
| 23866 | 147 | 24960 | 119 | 28079 | 97 | 28586 | 28 | 38030 | 161 | 46315 | 89 |
| 23868 | 147 | 24965 | 119 | 28080 | 54 | 28587 | 53 | 38041 | 150 | 46315 | 108 |
| 23870 | 150 | 24971 | 109 | 28080 | 97 | 28590 | 28 | 39004 | 67 | 46315 | 123 |
| 23871 | 150 | 24971 | 118 | 28090 | 54 | 28591 | 28 | 39015 | 86 | 46324 | 75 |
| 23872 | 150 | 25016 | 42 | 28127 | 150 | 28592 | 53 | 39049 | 65 | 46324 | 89 |
| 23874 | 150 | 25050 | 140 | 28127 | 161 | 28592 | 96 | 39068 | 64 | 46324 | 123 |
| 23875 | 150 | 25051 | 111 | 28182 | 89 | 28594 | 53 | 39073 | 67 | 46405 | 75 |
| 23876 | 150 | 25051 | 132 | 28182 | 132 | 28595 | 53 | 39075 | 67 | 46422 | 75 |
| 23877 | 150 | 25051 | 135 | 28185 | 56 | 28595 | 96 | 39076 | 68 | 46422 | 122 |
| 23878 | 150 | 25051 | 140 | 28185 | 98 | 28623 | 53 | 39077 | 67 | 46425 | 75 |
| 23881 | 151 | 25052 | 111 | 28196 | 209 | 28623 | 98 | 39079 | 68 | 46425 | 88 |
| 23882 | 151 | 25052 | 132 | 28197 | 209 | 28625 | 53 | 39080 | 61 | 46425 | 122 |
| 23883 | 151 | 25052 | 135 | 28234 | 48 | 28625 | 98 | 39081 | 61 | 46435 | 75 |
| 23886 | 151 | 25052 | 140 | 28234 | 112 | 28629 | 53 | 39405 | 65 | 46435 | 88 |
| 23887 | 146 | 25055 | 140 | 28235 | 48 | 28629 | 98 | 39406 | 65 | 46435 | 122 |
| 23890 | 151 | 25057 | 140 | 28235 | 112 | 28637 | 54 | 39407 | 65 | 46715 | 75 |
| 23890M25 | 151 | 25060 | 140 | 28236 | 48 | 28638 | 54 | 39408 | 65 | 46715 | 89 |
| 23890M50 | 151 | 25060 | 147 | 28236 | 112 | 28639 | 97 | 39417 | 65 | 46715 | 123 |
| 23890M125 | 151 | 25061 | 141 | 28238 | 48 | 28642 | 53 | 39430 | 66 | 46724 | 75 |
| 23890M250 | 151 | 25061 | 147 | 28238 | 112 | 28642 | 98 | 39505 | 64 | 46724 | 89 |
| 23891 | 151 | 25062 | 141 | 28239 | 48 | 28645 | 166 | 39506 | 64 | 46724 | 123 |
| 23892 | 151 | 25062 | 147 | 28239 | 112 | 28646 | 166 | 39507 | 64 | 48008 | 161 |
| 23893 | 151 | 25065 | 140 | 28251 | 56 | 28649 | 97 | 39508 | 64 | 48059 | 150 |

| | | | | | | | | | | | |
|-------|-----|---------|-----|-------|-----|-------|-----|-------|-----|-------|-----|
| 48059 | 161 | 65232 | 117 | 84382 | 187 | 85139 | 191 | 88483 | 177 | 97735 | 210 |
| 48080 | 150 | 65235 | 87 | 84383 | 187 | 85390 | 187 | 88485 | 177 | 97736 | 210 |
| 48080 | 161 | 65235 | 117 | 84384 | 187 | 85391 | 187 | 88486 | 177 | 97737 | 210 |
| 48081 | 150 | 65335RF | 118 | 84385 | 187 | 88220 | 177 | 88487 | 177 | 97738 | 210 |
| 48081 | 161 | 65455 | 88 | 84386 | 187 | 88221 | 177 | 88488 | 177 | 97739 | 210 |
| 48082 | 161 | 65455 | 109 | 84387 | 187 | 88222 | 177 | 88491 | 178 | 97740 | 210 |
| 48101 | 28 | 65455 | 118 | 84388 | 187 | 88223 | 177 | 88492 | 178 | 97741 | 210 |
| 48101 | 52 | 66232 | 88 | 84389 | 187 | 88300 | 173 | 88493 | 178 | 97744 | 210 |
| 48101 | 78 | 66232 | 121 | 84400 | 185 | 88301 | 173 | 88503 | 179 | 97745 | 210 |
| 48101 | 96 | 66235 | 88 | 84402 | 185 | 88302 | 173 | 88520 | 181 | 97746 | 210 |
| 48102 | 28 | 66235 | 121 | 84405 | 185 | 88303 | 173 | 88521 | 181 | 97747 | 210 |
| 48102 | 52 | 66432 | 88 | 84414 | 185 | 88305 | 174 | 88522 | 181 | 97755 | 210 |
| 48102 | 78 | 66432 | 122 | 84415 | 185 | 88307 | 174 | 88523 | 181 | 97760 | 209 |
| 48102 | 96 | 66435 | 88 | 84416 | 185 | 88310 | 181 | 88524 | 181 | 97801 | 159 |
| 48105 | 28 | 66435 | 122 | 84420 | 179 | 88311 | 181 | 88554 | 182 | 97802 | 159 |
| 48105 | 52 | 70210 | 111 | 84421 | 179 | 88312 | 181 | 88555 | 181 | 98701 | 211 |
| 48105 | 78 | 70210 | 135 | 84422 | 179 | 88313 | 181 | 88556 | 181 | 98702 | 211 |
| 48105 | 96 | 70211 | 111 | 84434 | 178 | 88314 | 181 | 88565 | 181 | 98703 | 211 |
| 48106 | 28 | 70211 | 135 | 84435 | 178 | 88315 | 180 | 88566 | 181 | 98704 | 211 |
| 48106 | 52 | 70215 | 110 | 84436 | 178 | 88316 | 180 | 88567 | 181 | 98705 | 211 |
| 48106 | 78 | 70215 | 134 | 84437 | 178 | 88317 | 180 | 88568 | 182 | 98706 | 211 |
| 48106 | 96 | 73202 | 199 | 84438 | 178 | 88318 | 180 | 88569 | 181 | 98707 | 211 |
| 48110 | 79 | 73202 | 199 | 84441 | 178 | 88319 | 180 | 88571 | 178 | 98708 | 211 |
| 48110 | 209 | 73215 | 107 | 84443 | 178 | 88320 | 180 | 88575 | 176 | 98709 | 211 |
| 48111 | 79 | 73252 | 199 | 84465 | 186 | 88321 | 180 | 88576 | 176 | 98710 | 211 |
| 48111 | 209 | 73252 | 199 | 84470 | 172 | 88322 | 180 | 88577 | 176 | 98711 | 211 |
| 48500 | 80 | 73383 | 199 | 84472 | 172 | 88323 | 180 | 88578 | 176 | 98712 | 211 |
| 48501 | 80 | 73383 | 199 | 84480 | 172 | 88324 | 180 | 88579 | 176 | 98713 | 211 |
| 48502 | 80 | 75000 | 108 | 84484 | 172 | 88325 | 180 | 88580 | 176 | 98714 | 211 |
| 48503 | 80 | 75010 | 106 | 84485 | 172 | 88326 | 180 | 88581 | 176 | 98715 | 211 |
| 48504 | 80 | 75011 | 106 | 84486 | 172 | 88327 | 180 | 88583 | 176 | 98716 | 211 |
| 48510 | 80 | 75012 | 106 | 84490 | 172 | 88328 | 180 | 88589 | 175 | 98717 | 211 |
| 48511 | 80 | 75015 | 106 | 84492 | 172 | 88329 | 180 | 88590 | 178 | 98718 | 211 |
| 48512 | 80 | 75016 | 106 | 84495 | 172 | 88330 | 175 | 88591 | 178 | 98719 | 211 |
| 48520 | 80 | 75020 | 107 | 84530 | 179 | 88331 | 175 | 88592 | 178 | 98720 | 211 |
| 48521 | 80 | 75050 | 108 | 84531 | 179 | 88333 | 175 | 88593 | 178 | 98721 | 211 |
| 48522 | 80 | 75051 | 108 | 84532 | 179 | 88334 | 175 | 88601 | 181 | 98722 | 211 |
| 48530 | 80 | 75055 | 108 | 84533 | 179 | 88340 | 175 | 88602 | 181 | 98723 | 211 |
| 48531 | 80 | 75056 | 108 | 84534 | 179 | 88341 | 175 | 88603 | 181 | 98724 | 211 |
| 48540 | 80 | 75057 | 108 | 84535 | 179 | 88343 | 175 | 88604 | 181 | 98725 | 211 |
| 48541 | 80 | 75060 | 108 | 84536 | 179 | 88344 | 175 | 92093 | 167 | 98726 | 211 |
| 48542 | 80 | 75070 | 109 | 84595 | 180 | 88350 | 175 | 92095 | 41 | 98727 | 211 |
| 48543 | 80 | 75100 | 111 | 84615 | 185 | 88351 | 175 | 92096 | 41 | 98728 | 211 |
| 48550 | 80 | 75200 | 110 | 84620 | 185 | 88353 | 175 | 92124 | 126 | 98729 | 211 |
| 48551 | 80 | 75200 | 134 | 84621 | 185 | 88354 | 175 | 92124 | 127 | 98730 | 211 |
| 48552 | 80 | 75201 | 110 | 84623 | 185 | 88360 | 175 | 92126 | 40 | 98731 | 211 |
| 48553 | 80 | 75201 | 134 | 84624 | 185 | 88361 | 175 | 92126 | 40 | 98732 | 211 |
| 48590 | 80 | 75202 | 110 | 84650 | 173 | 88363 | 175 | 92126 | 53 | 98733 | 211 |
| 48591 | 80 | 75202 | 134 | 84651 | 173 | 88364 | 175 | 92128 | 41 | 98734 | 211 |
| 48592 | 80 | 75203 | 110 | 84652 | 173 | 88395 | 182 | 92128 | 53 | 98735 | 211 |
| 48594 | 80 | 75203 | 134 | 84653 | 173 | 88396 | 181 | 92162 | 127 | 98736 | 211 |
| 48600 | 80 | 75204 | 110 | 84700 | 184 | 88397 | 181 | 92163 | 127 | 98737 | 211 |
| 48601 | 80 | 75204 | 134 | 84701 | 184 | 88398 | 181 | 92165 | 126 | 98738 | 211 |
| 48602 | 80 | 75205 | 110 | 84702 | 184 | 88399 | 181 | 92166 | 127 | 98739 | 211 |
| 48603 | 80 | 75205 | 134 | 84703 | 184 | 88400 | 183 | 92167 | 127 | 98740 | 211 |
| 49010 | 79 | 75210 | 110 | 84704 | 184 | 88401 | 187 | 92169 | 126 | 98741 | 211 |
| 52412 | 49 | 75210 | 134 | 84705 | 184 | 88408 | 183 | 92170 | 125 | 98742 | 211 |
| 52413 | 42 | 75211 | 110 | 84706 | 184 | 88409 | 183 | 92173 | 125 | 98743 | 211 |
| 52424 | 49 | 75211 | 134 | 84707 | 184 | 88410 | 187 | 92175 | 125 | 98876 | 36 |
| 52510 | 35 | 75232 | 109 | 84711 | 184 | 88411 | 187 | 92176 | 126 | 98876 | 58 |
| 52515 | 35 | 75232 | 117 | 84720 | 184 | 88417 | 174 | 92177 | 126 | 99301 | 193 |
| 52520 | 35 | 75235 | 109 | 84721 | 184 | 88421 | 182 | 92178 | 126 | 99302 | 193 |
| 52525 | 35 | 75300 | 113 | 84725 | 184 | 88422 | 182 | 92182 | 124 | 99303 | 193 |
| 52527 | 35 | 75355 | 109 | 84726 | 184 | 88423 | 182 | 92183 | 124 | 99304 | 193 |
| 53611 | 123 | 75355 | 117 | 84727 | 184 | 88424 | 182 | 92185 | 124 | 99305 | 193 |
| 53621 | 107 | 76232 | 110 | 84730 | 185 | 88425 | 182 | 92190 | 125 | 99306 | 193 |
| 53621 | 123 | 76232 | 121 | 84731 | 185 | 88430 | 185 | 92192 | 125 | 99307 | 193 |
| 53631 | 123 | 76235 | 110 | 85017 | 193 | 88431 | 183 | 92193 | 125 | 99308 | 193 |
| 53635 | 123 | 76235 | 121 | 85018 | 193 | 88433 | 185 | 92194 | 125 | 99309 | 193 |
| 53640 | 123 | 76432 | 110 | 85019 | 193 | 88440 | 178 | 92195 | 125 | 99310 | 193 |
| 53641 | 123 | 76432 | 122 | 85020 | 193 | 88441 | 178 | 92197 | 210 | 99311 | 193 |
| 53650 | 123 | 76435 | 110 | 85021 | 193 | 88442 | 178 | 92198 | 210 | 99312 | 193 |
| 53670 | 123 | 76435 | 122 | 85022 | 193 | 88445 | 176 | 92199 | 210 | 99313 | 193 |
| 53700 | 100 | 82004 | 173 | 85023 | 193 | 88446 | 176 | 92200 | 210 | 99314 | 194 |
| 53701 | 100 | 83000 | 182 | 85030 | 193 | 88447 | 176 | 92201 | 210 | 99315 | 194 |
| 53710 | 100 | 83005 | 173 | 85030 | 193 | 88450 | 176 | 92202 | 210 | 99316 | 194 |
| 53711 | 100 | 83015 | 183 | 85036 | 193 | 88451 | 176 | 92203 | 210 | 99317 | 194 |
| 53712 | 100 | 83023 | 184 | 85037 | 193 | 88452 | 176 | 92204 | 210 | 99318 | 194 |
| 53713 | 100 | 83023 | 185 | 85044 | 124 | 88453 | 176 | 92205 | 210 | 99319 | 194 |
| 53714 | 100 | 83130 | 179 | 85045 | 124 | 88455 | 176 | 92206 | 210 | 99320 | 194 |
| 53725 | 49 | 84211 | 179 | 85046 | 124 | 88456 | 176 | 92207 | 210 | 99321 | 194 |
| 53727 | 49 | 84212 | 179 | 85047 | 124 | 88457 | 176 | 92208 | 210 | 99322 | 194 |
| 53730 | 100 | 84213 | 179 | 85050 | 190 | 88458 | 176 | 92209 | 210 | 99323 | 194 |
| 53731 | 100 | 84225 | 179 | 85051 | 190 | 88459 | 176 | 92210 | 210 | 99324 | 194 |
| 53736 | 100 | 84245 | 183 | 85070 | 191 | 88460 | 176 | 92211 | 210 | 99325 | 194 |
| 53740 | 100 | 84246 | 183 | 85071 | 191 | 88461 | 176 | 92212 | 210 | 99326 | 194 |
| 53741 | 100 | 84247 | 183 | 85106 | 192 | 88462 | 176 | 92213 | 210 | 99327 | 194 |
| 53762 | 101 | 84248 | 183 | 85107 | 192 | 88463 | 176 | 92214 | 210 | 99328 | 194 |
| 53764 | 101 | 84249 | 183 | 85110 | 192 | 88465 | 177 | 92215 | 210 | 99329 | 194 |
| 53772 | 107 | 84250 | 183 | 85111 | 192 | 88466 | 177 | 92216 | 210 | 99330 | 194 |
| 54509 | 45 | 84312 | 183 | 85112 | 192 | 88467 | 177 | 92217 | 210 | 99331 | 194 |
| 55125 | 116 | 84323 | 186 | 85113 | 192 | 88468 | 177 | 92218 | 210 | 99390 | 63 |
| 55225 | 117 | 84325 | 186 | 85114 | 192 | 88470 | 177 | 92219 | 210 | 99400 | 198 |
| 55520 | 106 | 84330 | 186 | 85115 | 192 | 88471 | 177 | 92220 | 210 | 99401 | 198 |
| 55527 | 119 | 84360 | 186 | 85117 | 192 | 88472 | 177 | 92221 | 210 | 99402 | 198 |
| 55530 | 106 | 84361 | 186 | 85118 | 192 | 88473 | 177 | 92222 | 210 | 99403 | 199 |
| 55531 | 106 | 84362 | 186 | 85119 | 192 | 88475 | 177 | 92223 | 210 | 99404 | 199 |
| 55537 | 119 | 84364 | 186 | 85130 | 191 | 88476 | 177 | 92224 | 210 | 99405 | 199 |
| 56225 | 121 | 84370 | 183 | 85131 | 191 | 88477 | 177 | 92225 | 210 | 99406 | 199 |
| 56425 | 122 | 84371 | 183 | 85133 | 191 | 88478 | 177 | 92226 | 210 | 99407 | 199 |
| 63215 | 101 | 84372 | 183 | 85135 | 192 | 88479 | 177 | 92227 | 210 | 99408 | 201 |
| 65135 | 87 | 84374 | 183 | 85137 | 190 | 88480 | 177 | 92228 | 210 | 99409 | 201 |
| 65135 | 116 | 84380 | 187 | 85137 | 191 | 88481 | 177 | 92229 | 210 | 99410 | 201 |
| 65232 | 87 | 84381 | 187 | 85138 | 191 | 88482 | 177 | 92230 | 210 | 99411 | 201 |

| | | | | | | | | | | | |
|---------|-----|---------|-----|----------|-----|----------|-----|-----------|-----|---------------|-----|
| 99412 | 201 | 1353402 | 22 | 2395080 | 63 | 25101774 | 202 | 30101087 | 207 | 103205004 | 81 |
| 99413 | 201 | 1355020 | 22 | 2395140 | 63 | 25101780 | 202 | 30101093 | 77 | 103205005 | 81 |
| 99414 | 208 | 1355022 | 22 | 2410046 | 113 | 25101783 | 202 | 30101093 | 98 | 103205152 | 81 |
| 99415 | 208 | 1355040 | 22 | 2410561 | 89 | 25101819 | 203 | 30101093 | 207 | 103205204 | 81 |
| 99416 | 209 | 1355050 | 22 | 2410561 | 131 | 25101822 | 203 | 30101102 | 77 | 103205205 | 81 |
| 99417 | 200 | 1355060 | 22 | 2410564 | 89 | 25101840 | 203 | 30101102 | 98 | 120151920 | 62 |
| 99418 | 200 | 1355061 | 22 | 2410564 | 131 | 25101864 | 203 | 30101102 | 207 | 203201204 | 80 |
| 99419 | 200 | 1385111 | 19 | 2410661 | 89 | 25101870 | 203 | 30101111 | 77 | 203201205 | 80 |
| 99420 | 200 | 1385111 | 29 | 2410661 | 131 | 25101871 | 203 | 30101111 | 98 | A1184 | 27 |
| 99421 | 200 | 1385112 | 19 | 2410664 | 89 | 25101897 | 204 | 30101111 | 207 | A1186 | 27 |
| 99422 | 200 | 1485016 | 29 | 2410664 | 131 | 25101903 | 204 | 30101117 | 77 | A1188 | 27 |
| 99423 | 200 | 1825106 | 17 | 2455000 | 136 | 25101909 | 204 | 30101117 | 98 | A1190 | 27 |
| 99424 | 200 | 1988211 | 60 | 2455000 | 138 | 25101936 | 203 | 30101117 | 207 | M101FZ | 27 |
| 99425 | 200 | 2026154 | 28 | 2490171 | 60 | 25101942 | 203 | 30101123 | 77 | M101RO | 27 |
| 99430 | 41 | 2026154 | 52 | 2490172 | 60 | 25101948 | 203 | 30101123 | 98 | NA7206 | 26 |
| 99431 | 41 | 2026154 | 96 | 2490310 | 66 | 25101963 | 203 | 30101123 | 207 | NA58051 | 26 |
| 99600 | 15 | 2085147 | 71 | 2818264 | 89 | 25101978 | 202 | 30101129 | 77 | ND6151 | 27 |
| 99600 | 130 | 2085478 | 66 | 2818264 | 132 | 25101981 | 202 | 30101129 | 98 | ND6160 | 27 |
| 99601 | 12 | 2086100 | 41 | 3804205 | 196 | 25101987 | 202 | 30101129 | 207 | ND6160ROSTFRI | 27 |
| 99602 | 12 | 2090151 | 71 | 3804206 | 196 | 25101999 | 202 | 30201093 | 207 | ND6161 | 27 |
| 99604 | 12 | 2125753 | 53 | 3804207 | 196 | 25102008 | 202 | 30201300 | 206 | ND6172 | 27 |
| 99611 | 12 | 2125753 | 96 | 3804208 | 196 | 25102011 | 202 | 30201309 | 206 | ND6172RO | 27 |
| 99612 | 12 | 2140102 | 91 | 4080050 | 161 | 25102020 | 202 | 30201315 | 206 | P499 | 27 |
| 99620 | 33 | 2145895 | 136 | 4342000 | 51 | 25102023 | 202 | 30201330 | 206 | P499G | 27 |
| 99622 | 35 | 2145895 | 138 | 7350005 | 113 | 25102032 | 202 | 30201339 | 206 | PICO050A | 196 |
| 99623 | 35 | 2145998 | 124 | 7350006 | 113 | 25102035 | 202 | 30201345 | 206 | PICO063A | 196 |
| 99624 | 34 | 2226156 | 28 | 7350008 | 113 | 25102038 | 202 | 30201354 | 206 | PICO076A | 196 |
| 99625 | 33 | 2226156 | 52 | 7350009 | 113 | 25102041 | 202 | 30301041 | 207 | PICO102A | 196 |
| 99625 | 84 | 2226156 | 96 | 7350012 | 113 | 25102047 | 202 | 35101216 | 205 | PUHC050 | 196 |
| 99626 | 34 | 2246122 | 136 | 7350013 | 113 | 25102053 | 202 | 35101222 | 205 | PUHC063 | 196 |
| 99626 | 85 | 2246122 | 138 | 7350015 | 113 | 25102056 | 202 | 35101258 | 205 | PUHC076 | 196 |
| 99627 | 34 | 2285467 | 131 | 7350016 | 113 | 25102065 | 202 | 35101273 | 205 | RUCO050 | 194 |
| 99628 | 34 | 2285470 | 136 | 7350020 | 113 | 25102068 | 202 | 38220406 | 206 | RUCO063 | 194 |
| 99629 | 34 | 2285470 | 138 | 7350021 | 113 | 25102071 | 202 | 38220408 | 206 | RUCO076 | 194 |
| 99630 | 85 | 2285471 | 136 | 8310030 | 174 | 25102074 | 202 | 38220806 | 206 | SPEC1201 | 18 |
| 99631 | 58 | 2285471 | 138 | 9320119 | 205 | 25102077 | 202 | 38220808 | 206 | SPEC1290 | 160 |
| 99632 | 58 | 2285472 | 136 | 9320120 | 40 | 25102083 | 202 | 38220812 | 132 | SPEC2290 | 160 |
| 99648 | 35 | 2285472 | 138 | 10101474 | 203 | 25102341 | 204 | 38220812 | 206 | SPEC2292 | 160 |
| 99649 | 35 | 2285473 | 136 | 10101498 | 203 | 25102344 | 204 | 38221208 | 206 | SPEC2293 | 160 |
| 99656 | 35 | 2285473 | 138 | 10101519 | 203 | 25102345 | 204 | 38221210 | 206 | SPEC2294 | 160 |
| 99659 | 35 | 2285474 | 136 | 10101564 | 198 | 25102347 | 204 | 38221212 | 206 | SPEC2307 | 41 |
| 99662 | 59 | 2285474 | 138 | 10101564 | 203 | 25102350 | 204 | 38221612 | 206 | SPEC6011 | 63 |
| 99666 | 36 | 2285475 | 136 | 10101567 | 203 | 25102353 | 204 | 38660101 | 206 | SPEC6044 | 59 |
| 99666 | 86 | 2285475 | 138 | 10101591 | 203 | 25102356 | 204 | 55500206 | 19 | SPEC7291 | 160 |
| 99666 | 102 | 2285479 | 136 | 10103064 | 200 | 25102359 | 204 | 55500304 | 19 | SPEC7293 | 160 |
| 99667 | 36 | 2285479 | 138 | 10103070 | 198 | 25102365 | 204 | 55500306 | 19 | SPEC8043 | 164 |
| 99667 | 102 | 2295014 | 59 | 10103073 | 200 | 25102377 | 204 | 70091220 | 203 | STBE05045 | 195 |
| 99668 | 86 | 2295014 | 62 | 10103079 | 198 | 25102383 | 204 | 70101207 | 201 | STBE05090 | 195 |
| 99668 | 107 | 2295014 | 66 | 10103088 | 198 | 25102386 | 204 | 70101237 | 199 | STBE06345 | 195 |
| 99669 | 86 | 2295014 | 71 | 10103091 | 200 | 25102389 | 204 | 70101249 | 198 | STBE06390 | 195 |
| 99670 | 36 | 2295015 | 66 | 10103250 | 200 | 25102392 | 204 | 70101249 | 201 | STBE07645 | 195 |
| 99675 | 84 | 2295016 | 66 | 10103280 | 200 | 25102428 | 204 | 70101261 | 199 | STBE07690 | 195 |
| 99676 | 85 | 2295018 | 62 | 10103295 | 198 | 25102431 | 204 | 70101273 | 198 | STBE10245 | 195 |
| 99724 | 34 | 2295018 | 71 | 10103325 | 198 | 25102434 | 204 | 70101297 | 198 | STBE10290 | 195 |
| 99725 | 33 | 2295104 | 62 | 10103337 | 200 | 25102440 | 204 | 70101303 | 199 | STBP050050 | 195 |
| 99725 | 84 | 2295117 | 66 | 10103517 | 202 | 25102446 | 204 | 70501423 | 198 | STBP063050 | 195 |
| 99726 | 34 | 2310033 | 48 | 10103520 | 202 | 25102450 | 204 | 70501423 | 199 | STBP063063 | 195 |
| 99726 | 85 | 2310033 | 112 | 10103523 | 202 | 25102854 | 204 | 70501423 | 201 | STBP076050 | 195 |
| 99727 | 34 | 2310034 | 48 | 10103526 | 202 | 25102866 | 204 | 72101011 | 178 | STBP076063 | 195 |
| 99729 | 34 | 2310034 | 112 | 10103529 | 202 | 25102867 | 204 | 72101021 | 178 | STBP076076 | 195 |
| 99730 | 85 | 2310035 | 48 | 10103532 | 202 | 25102869 | 204 | 72101045 | 178 | STBP102050 | 195 |
| 99731 | 58 | 2310035 | 112 | 10103538 | 202 | 25102875 | 204 | 72101051 | 206 | STBP102063 | 195 |
| 99732 | 58 | 2310037 | 48 | 10103544 | 202 | 25102876 | 204 | 72101063 | 178 | STBP102076 | 195 |
| 99762 | 59 | 2310037 | 112 | 10103547 | 202 | 25102878 | 204 | 72101081 | 113 | STBP102102 | 195 |
| 99766 | 36 | 2310038 | 48 | 10103724 | 198 | 25201016 | 205 | 72101081 | 206 | STCO063050 | 195 |
| 99766 | 86 | 2310038 | 112 | 10105941 | 203 | 25201057 | 205 | 72101087 | 113 | STCO076050 | 195 |
| 99766 | 102 | 2310039 | 48 | 10105959 | 203 | 25201061 | 205 | 72101087 | 206 | STCO076063 | 195 |
| 99767 | 36 | 2310039 | 112 | 10105962 | 203 | 25201062 | 205 | 72101126 | 113 | STCO102063 | 195 |
| 99767 | 102 | 2310043 | 48 | 10105998 | 203 | 25201171 | 205 | 72101126 | 206 | STCO102076 | 195 |
| 99770 | 36 | 2310043 | 112 | 10106001 | 203 | 25201177 | 205 | 78020608 | 206 | STPI05060 | 195 |
| 99775 | 84 | 2310044 | 48 | 10106364 | 200 | 25201192 | 205 | 78020808 | 206 | STPI06360 | 195 |
| 99776 | 85 | 2310044 | 112 | 10106367 | 198 | 25201201 | 205 | 78020812 | 206 | STPI07660 | 195 |
| 301296 | 76 | 2310045 | 48 | 10106370 | 200 | 25201204 | 205 | 78020816 | 206 | STPI10260 | 195 |
| 301298 | 76 | 2310045 | 112 | 10106373 | 198 | 25201210 | 205 | 78021212 | 206 | STTP05005005 | 194 |
| 315790 | 28 | 2326013 | 60 | 10106379 | 198 | 25201216 | 205 | 78050812 | 206 | STTP06306306 | 194 |
| 315791 | 28 | 2326013 | 71 | 10106382 | 200 | 25201219 | 205 | 78070808 | 206 | STTP07607607 | 194 |
| 550012 | 91 | 2326260 | 161 | 10106484 | 200 | 25201228 | 205 | 78080806 | 206 | STTP10210210 | 194 |
| 550012 | 133 | 2326444 | 79 | 10106490 | 198 | 25201243 | 205 | 78080808 | 206 | TEC500 | 25 |
| 737959 | 62 | 2330049 | 157 | 10106493 | 200 | 25201252 | 205 | 78080812 | 206 | | |
| 737959 | 66 | 2330287 | 152 | 10106496 | 198 | 25201267 | 205 | 78310808 | 206 | | |
| 737959 | 71 | 2330287 | 162 | 10106502 | 198 | 25201270 | 205 | 78510808 | 206 | | |
| 1018095 | 67 | 2345386 | 17 | 10106505 | 200 | 25201273 | 205 | 78900808 | 206 | | |
| 1018096 | 67 | 2345475 | 209 | 10201363 | 201 | 25201276 | 205 | 90101120 | 198 | | |
| 1085076 | 71 | 2345892 | 55 | 10201375 | 201 | 25201279 | 205 | 90101120 | 198 | | |
| 1085112 | 71 | 2345893 | 55 | 10201441 | 201 | 25201282 | 205 | 90101162 | 198 | | |
| 1115650 | 19 | 2346077 | 138 | 10201459 | 201 | 25201285 | 205 | 90101162 | 198 | | |
| 1120510 | 20 | 2346077 | 139 | 10201474 | 203 | 25201294 | 205 | 90101192 | 198 | | |
| 1120520 | 20 | 2346078 | 139 | 10202275 | 201 | 25201297 | 71 | 90101192 | 198 | | |
| 1120530 | 20 | 2346099 | 79 | 10202296 | 201 | 25201297 | 205 | 90201015 | 200 | | |
| 1121020 | 20 | 2346100 | 79 | 10202365 | 201 | 25201300 | 205 | 90201015 | 200 | | |
| 1125357 | 29 | 2346101 | 79 | 10202377 | 201 | 25201303 | 205 | 90201030 | 200 | | |
| 1125372 | 28 | 2346102 | 79 | 14095008 | 113 | 25205001 | 81 | 90201030 | 200 | | |
| 1315625 | 20 | 2346103 | 79 | 14611008 | 113 | 25300101 | 206 | 90301270 | 78 | | |
| 1315627 | 20 | 2346104 | 79 | 14611012 | 113 | 25300102 | 113 | 90301272 | 78 | | |
| 1315630 | 18 | 2346105 | 79 | 14611016 | 113 | 25300102 | 206 | 103201004 | 81 | | |
| 1315630 | 20 | 2346106 | 79 | 25101117 | 204 | 30101069 | 207 | 103201005 | 81 | | |
| 1315630 | 21 | 2346107 | 79 | 25101126 | 204 | 30101081 | 77 | 103201155 | 81 | | |
| 1315656 | 18 | 2346108 | 79 | 25101132 | 204 | 30101081 | 98 | 103201204 | 81 | | |
| 1315656 | 19 | 2385450 | 161 | 25101495 | 205 | 30101081 | 207 | 103201205 | 81 | | |
| 1315656 | 21 | 2385466 | 79 | 25101498 | 205 | 30101084 | 77 | 103202004 | 81 | | |
| 1315660 | 19 | 2385467 | 79 | 25101513 | 205 | 30101084 | 98 | 103202005 | 81 | | |

1 Grease equipment

| | |
|---|----|
| Air operated grease pumps and accessories | 10 |
| Pump ram systems..... | 12 |
| Hose reels | 13 |
| Grease control valves and accessories..... | 15 |
| Mobile grease pumps | 16 |
| Hand operated grease pumps..... | 19 |
| Cordless grease pumps..... | 22 |
| Grease nozzles..... | 23 |
| Specialty products | 24 |
| Hydraulic grease fittings | 25 |
| Installation accessories | 28 |
| Accessories | 29 |

Grease pump, pressure ratio 55:1

Air operated grease pump. For mobile equipment. Bung adapter G 2" included.

Technical data

| | |
|---------------------------------|-----------------------------|
| Ratio | 55:1 |
| Capacity | 600 gr/min |
| Air connection | 1/4" (F) BSP |
| Maximum air pressure | 1 (10) MPa (bar) |
| Recommended air pressure | 0,4 (4) - 0,7 (7) MPa (bar) |
| Outlet | 1/4" (F) BSP |

| Part No | For container | Length |
|---------|---------------|---------|
| 12540 | 12-20 kg | 710 mm |
| 12541 | 50 kg | 925 mm |
| 12542 | 180 kg | 1120 mm |



Grease pump, pressure ratio 60:1

Air operated grease pump. For both mobile and fixed installations. Bung adapter G 2" included.

Technical data

| | |
|---------------------------------|-----------------------------|
| Ratio | 60:1 |
| Capacity | 1000 gr/min |
| Air connection | 1/4" (F) BSP |
| Maximum air pressure | 1,0 (10) MPa (bar) |
| Recommended air pressure | 0,4 (4) - 0,7 (7) MPa (bar) |
| Outlet | 3/8" (F) BSP |

| Part No | For container | Length |
|---------|---------------|---------|
| 12750 | 12-20 kg | 700 mm |
| 12751 | 50 kg | 1000 mm |
| 12752 | 180 kg | 1180 mm |



Divorced grease pumps 60:1

Air operated grease pump with separated air motor from pump tube. Avoids "sticky" grease to enter into the air motor. For both mobile and fixed installations. Bung adapter G 2" included.

Technical data

| | |
|---------------------------------|-----------------------------|
| Ratio | 60:1 |
| Capacity | 1000 gr/min |
| Air connection | 1/4" (F) BSP |
| Maximum air pressure | 1 (10) MPa (bar) |
| Recommended air pressure | 0,4 (4) - 0,7 (7) MPa (bar) |
| Outlet | 3/8" (F) BSP |

| Part No | For container | Length |
|---------|---------------|---------|
| 12650 | 12- 20 kg | 890 mm |
| 12651 | 50 kg | 1190 mm |
| 12652 | 180 kg | 1370 mm |



Grease pump, pressure ratio 80:1

Air operated grease pump. For both mobile and fixed installations. Bung adapter G 2" included.

Technical data

| | |
|---------------------------------|-----------------------------|
| Ratio | 80:1 |
| Capacity | 730 gr/min |
| Air connection | 1/4" (F) BSP |
| Maximum air pressure | 1,0 (10) MPa (bar) |
| Recommended air pressure | 0,4 (4) - 0,7 (7) MPa (bar) |
| Outlet | 3/8" (F) BSP |

| Part No | For container | Length |
|---------|---------------|---------|
| 12755 | 12-20 kg | 700 mm |
| 12756 | 50 kg | 1000 mm |
| 12757 | 180 kg | 1180 mm |



Heavy duty grease pumps (4 1/2" air motor)

High capacity heavy duty grease pump for simultaneous fluid distribution to multiple dispense points, or for pumping long distances (up to 100m). Heavy duty pumps should be used together with pump ram system.

Technical data

| | |
|-----------------------|--------------|
| Air connection | 1/2" (F) BSP |
| Outlet | 1/2" (F) BSP |

| Part No | Ratio | Capacity | For container | Maximum air pressure |
|---------|-------|--------------|---------------|----------------------|
| 12825 | 25:1 | 16000 gr/min | 180 kg | 1,4 (14) MPa (bar) |
| 12820 | 40:1 | 11000 gr/min | Bulk | 1,4 (14) MPa (bar) |
| 12822 | 40:1 | 11000 gr/min | 180 kg | 1,4 (14) MPa (bar) |
| 12821 | 40:1 | 11000 gr/min | 50 kg | 1,4 (14) MPa (bar) |
| 12832 | 70:1 | 7500 gr/min | 180 kg | 0,7 (7) MPa (bar) |
| 12831 | 70:1 | 7500 gr/min | 50 kg | 0,7 (7) MPa (bar) |
| 12830 | 70:1 | 7500 gr/min | Bulk | 0,7 (7) MPa (bar) |



Heavy duty grease pumps (6" air motor)

High capacity heavy duty grease pump for simultaneous fluid distribution to multiple dispense points, or for pumping large distances (up to 100m). Heavy duty pumps should be used together with pump ram system.

Technical data

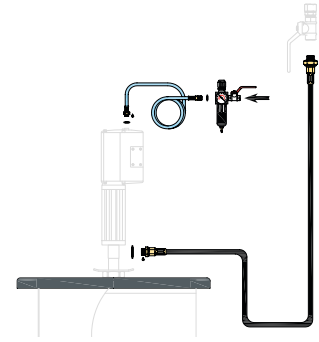
| | |
|-----------------------|--------------|
| Air connection | 1/2" (F) BSP |
| Outlet | 1/2" (F) BSP |

| Part No | Ratio | Capacity | For container | Maximum air pressure |
|---------|-------|--------------|---------------|----------------------|
| 12842 | 80:1 | 8000 gr/min | 180 kg | 0,7 (7) MPa (bar) |
| 12840 | 12:1 | 40000 gr/min | Bulk | 0,7 (7) MPa (bar) |
| 12841 | 80:1 | 8000 gr/min | 50 kg | 0,7 (7) MPa (bar) |



Installation kit for pump in drums

Includes all the necessary components to install an air operated grease pump in a drum and connect to the air supply and distribution pipework. (Pump and follower plate not included).



| Part No | Model |
|---------|--|
| 99601 | Installation kit grease for 180 kg drums. (127 series) (pump not included) |
| 99602 | Installation kit grease for 50 kg drums. (127 series) (pump not included) |
| 99604 | Installation kit grease for 20 kg drums (127 series) (pump not included) |
| 99611 | Installation kit grease for 180 kg drums. (128 series) |
| 99612 | Installation kit grease for 50 kg drums. (128 series) |

Follower plates

Eliminate cavitation and help pump priming. Rubber flange minimises waste by wiping the inner drum wall. Can be used with pump tube diameters 26-42 mm.

| Part No | For container | Dimension | Pump |
|---------|---------------|------------|---------|
| 18569 | 12,5 kg | 230-260 mm | 127-ser |
| 18570 | 18-20 kg | 265-290 mm | 127-ser |
| 18575 | 25 kg | 300-330 mm | 127-ser |
| 18571 | 50 kg | 340-360 mm | 127-ser |
| 18572 | 50 kg | 365-395 mm | 127-ser |
| 18573 | 180 kg | 560-590 mm | 127-ser |
| 18576 | 50 kg | 330-370 mm | 128-ser |
| 18577 | 50 kg | 360-405 mm | 128-ser |
| 18578 | 180 kg | 550-590 mm | 128-ser |



Two post ram

Function like a lift, but also exert downward force. Ram air cylinders push pump and follower plate into the fluid. The rams feature two-posts that exert downward force on pump to maintain prime. It also lifts the pump to ease change over of empty fluid containers. Kit includes pump, follower plate and ram.

Technical data

| | |
|--------|----------------|
| Length | 610 mm |
| Width | 991 mm |
| Height | 1320 - 2250 mm |

| Part No | Model | For container |
|---------|-----------------------------|---------------|
| 18300 | Two post ram without pump | 185 kg |
| 18340 | Two post ram with pump 40:1 | 185 kg |
| 18370 | Two post ram with pump 70:1 | 185 kg |



Single post ram

Gravity assisted pump ram, the weight of the pump and accessories create a pressure on the grease and aiding pump prime. Ram also lifts pump to ease change over of empty fluid containers. Kit includes pump, follower plate and ram.

Technical data

Height 1630 - 2630 mm

| Part No | Model | For container |
|---------|--------------------------------------|---------------|
| 18400 | Single post hoist (w/o pump) | - |
| 18440 | Single post ram with pump 12822 40:1 | 50 kg |
| 18470 | Single post ram with pump 12832 70:1 | 185 kg |



Pump hoist

Pump hoist for heavy duty pumps, making drum changes faster, easier and safer. The risk of contaminants from the pump being placed on the floor during drum changes is eliminated. The arm can swing freely serving up to three drums. Only for heavy duty pumps with eye bolt.

Technical data

Height 1630 - 2630 mm

| Part No | Model |
|---------|---------------------|
| 18305 | One post pump hoist |



Pump ram for sticky grease 12-20 kg

Mobile unit designed for use with hard to pump, sticky and high viscosity greases up to NLGI 3. A pneumatic piston elevates the pump for replacing an empty pail. The pneumatic piston also pushes down when the pump is in use.

| Part No | Model |
|---------|---|
| 18200 | Mobile pump hoist 12-20 kg with pump |
| 18205 | Mobile pump hoist 12-20 kg without pump |



Series ORM

Robust open hose reel made of lacquered steel sheet with oil -resistant reinforced hose. Can be equipped with pivotable bracket, article no 28913. For mounting in any position on wall or ceiling. Recommended mounting height, at least 2.5m above floor. For more information, see Chapter 8 hose reels.

| Part No | Media | Dimension | Maximum working pressure | Hose length |
|---------|--------|---------------------|--------------------------|-------------|
| 15125 | Grease | 10 (3/8") mm (inch) | 35 (350) MPa (bar) | 15 m |



Series ORS

Open hose reel with low weight made of aluminum with oil -resistant reinforced hose. Can be equipped with pivotable bracket, article no 28913. For mounting in any position on wall or ceiling. Recommended mounting height, at least 2.5m above floor. For more information, see Chapter 8 hose reels.

| Part No | Media | Dimension | Maximum working pressure | Hose length |
|---------|--------|-----------------------|--------------------------|-------------|
| 15212 | Grease | 6,35 (1/4") mm (inch) | 35 (350) MPa (bar) | 10 m |
| 15225 | Grease | 10 (3/8") mm (inch) | 35 (350) MPa (bar) | 15 m |



Series OR

Open hose reel made of lacquered steel sheet with oil -resistant reinforced hose. Can be equipped with pivotable bracket, article no 28902. For mounting in any position on wall or ceiling. Recommended mounting height, at least 2.5m above floor. For more information, see Chapter 8 hose reels.

| Part No | Media | Dimension | Maximum working pressure | Hose length |
|---------|--------|---------------------|--------------------------|-------------|
| 15325 | Grease | 10 (3/8") mm (inch) | 40 (400) MPa (bar) | 15 m |



Series LOR

Open hose reel made of lacquered steel sheet with oil -resistant reinforced hose. Can be equipped with pivotable bracket, article no 28904. For mounting in any position on wall or ceiling. Recommended mounting height at least 2.5m above floor. For more information, see Chapter 8 hose reels.

| Part No | Media | Dimension | Maximum working pressure | Hose length |
|---------|--------|---------------------|--------------------------|-------------|
| 15527 | Grease | 10 (3/8") mm (inch) | 40 (400) MPa (bar) | 25 m |



Series ORL

Robust open hose reel made of lacquered steel sheet with oil -resistant reinforced hose. Can be equipped with pivotable bracket, article no 28913. For mounting in any position on wall or ceiling. Recommended mounting height, at least 2.5m above floor. For more information, see Chapter 8 hose reels.

| Part No | Media | Dimension | Maximum working pressure | Hose length |
|---------|--------|-----------------------|--------------------------|-------------|
| 15436 | Grease | 12,5 (1/2") mm (inch) | 27,5 (275) MPa (bar) | 20 m |



Series CRO

Cased hose reel made of aluminum with oil -resistant reinforced hose. Can be equipped with pivotable bracket, article no 28913. For mounting in any position on wall or ceiling. Recommended mounting height at least 2.5m above floor. For more information, see Chapter 8 hose reels.

| Part No | Media | Dimension | Maximum working pressure | Hose length |
|---------|--------|-----------------------|--------------------------|-------------|
| 16212 | Grease | 6,35 (1/4") mm (inch) | 35 (350) MPa (bar) | 10 m |
| 16225 | Grease | 10 (3/8") mm (inch) | 35 (350) MPa (bar) | 15 m |



Series CRK

Cased hose reel made of lacquered steel sheet with oil -resistant reinforced hose. Can be equipped with pivotable bracket, article no 28913. For mounting in any position on wall or ceiling. Recommended mounting height at least 2.5m above floor. For more information, see Chapter 8 hose reels.

| Part No | Media | Dimension | Maximum working pressure | Hose length |
|---------|--------|-----------------------|--------------------------|-------------|
| 16412 | Grease | 6,35 (1/4") mm (inch) | 35 (350) MPa (bar) | 10 m |
| 16425 | Grease | 10 (3/8") mm (inch) | 35 (350) MPa (bar) | 15 m |



Grease control valve

Control valve with outlet tube or hose and hydraulic nozzle.

| Part No | Maximum working pressure | Connection |
|---------|--------------------------|--------------|
| 14612 | 50 (500) MPa (bar) | 1/4" (F) BSP |
| 14615 | 50 (500) MPa (bar) | 1/4" (F) BSP |
| 99600 | 50 (500) MPa (bar) | 1/4" (F) BSP |

14612



14615



99600



Grease meter

Digital grease meter, equipped with current dispense display and resettable and non-resettable totalisors. Digital display powered by two 1,5 V AAA batteries. Accuracy +/- 3 %.

| Part No | Capacity | Maximum working pressure | Connection |
|---------|-------------|--------------------------|--------------|
| 14720 | 1000 gr/min | 50 (500) MPa (bar) | 1/4" (F) BSP |
| 14740 | 2500 gr/min | 70 (700) MPa (bar) | 1/8" (F) BSP |

14720



14740



Swivels for grease

Makes it possible to handle grease hoses with ease even at high pressure. For best results use a straight swivel between pump and distribution hose and a Z-swivel between hose and grease control valve.

| Part No | Thread | Maximum working pressure |
|---------|-------------------------|--------------------------|
| 18070 | 1/4" (F)-(M) BSP | 50 (500) MPa (bar) |
| 18071 | 1/4" (F)-(M) BSP | 50 (500) MPa (bar) |
| 18072 | 1/4" - 1/2"-27 (M) NPT | 50 (500) MPa (bar) |
| 18073 | 1/4" - 1/8" (F)-(M) BSP | 50 (500) MPa (bar) |

18070



18072



18071/18073



Mobile grease pumps for 12 to 180 kg drums

Consisting of pump (pressure ratio 60:1 or 80:1), 1/4" quick coupling, drum lid, grease hose, z-swivel and grease control valve.

With 60:1 grease pump capacity appr. 1.000 g/min.

With 80:1 grease pump capacity appr. 730 g/min.

| Part No | Ratio | For container | Hose length | Trolley |
|---------|-------|---------------|---------------|---------|
| 12200 | 60:1 | 12-20 kg | 2 m | - |
| 12201 | 60:1 | 12-20 kg | 2 m | 28528 |
| 12205 | 60:1 | 50 kg | 3 m | 28528 |
| 12305 | 60:1 | 50 kg | 3 m | 28526 |
| 12210 | 60:1 | 180 kg | 3 m | 28667 |
| 12213 | 60:1 | 180 kg | 3 m | 28645 |
| 12214 | 60:1 | 180 kg | 10m hose reel | 28645 |
| 12220 | 80:1 | 12-20 kg | 2 m | - |
| 12221 | 80:1 | 12-20 kg | 2 m | 28528 |
| 12225 | 80:1 | 50 kg | 3 m | 28528 |
| 12325 | 80:1 | 50 kg | 3 m | 28526 |
| 12230 | 80:1 | 185 kg | 3 m | 28667 |
| 12233 | 80:1 | 185 kg | 3 m | 28645 |

12200
12220



12201
12221



12205
12225



12214



12210
12230



Mobile pump for chassis lube

Complete unit for 185 kg drum. Consisting of pump 22762, pressure ratio 15:1, 1/2"-hose (4 m) with quick coupling for transferring grease to vehicle chassis lube containers. Delivered with trolley for 185 kg drum, drum cover and follower plate.

Part No

22057



Mobile grease pumps for 12-20 kg and 50 kg drums

Consisting of a pump (pressure ratio 55:1) capacity approx. 600 g/minute, 1/4" quick coupling, drum lid, grease hose, z-swivel and grease control valve.

| Part No | Ratio | For container | Hose length | Trolley |
|---------|-------|---------------|-------------|---------|
| 12130 | 55:1 | 12-20 kg | 2 m | - |
| 12121 | 55:1 | 12-20 kg | 2 m | 28528 |
| 12131 | 55:1 | 50 kg | 3 m | 28528 |
| 12134 | 55:1 | 12-20 kg | 2 m | 25510 |
| 12135 | 55:1 | 50 kg | 3 m | 26511 |

12130



12121



12134



12135



Mobile grease pumps, "Deluxe", for 12-20 kg and 50 kg drums

Consists of a pump fitted to the lid of a protective container, incl. air coupling, grease hose, z-swivel and grease control valve. The container is mounted on a trolley fitted with four wheels.

| Part No | Ratio | For container | Hose length | Trolley |
|---------|-------|---------------|-------------|---------|
| 12234 | 60:1 | 12-20 kg | 2 m | 25510 |
| 12235 | 60:1 | 50 kg | 3 m | 25611 |

12235



12234



Empty packaging

| Part No | Model |
|---------|--------------------------------------|
| 1825106 | Bucket Ø295 x 375 mm 20 l |
| 2345386 | Empty container 60L (Ø365mm x 680mm) |

Filler kit for screw-in type cartridges and lever grease guns

Adapter kit to use a single grease pump for normal greasing using a grease hose and grease control valve, as well as filling up screw-in type cartridges and grease guns directly using loader nipples. Includes adapter for screw-in type cartridges, dust cover and loader nipples. Empty cartridges sold separately.

SPEC1201

1315630



| Part No | Model |
|----------|---|
| SPEC1201 | Filler kit for screw-in type cartridges and lever grease guns |
| 1315630 | Empty screw-in cartridge |
| 1315656 | Dust cover for 14713 |

Portable grease pump

Portable grease pump, complete with hose and hydraulic coupling.

| Part No | Capacity | Dimension | Maximum pressure | Volume |
|---------|-----------------|----------------|--------------------|--------|
| 11027 | 7,5 gr/stroke | 490x240x630 mm | 35 (350) MPa (bar) | 16 kg |
| 11028 | 10-20 gr/stroke | 380x170x620 mm | 35 (350) MPa (bar) | 16 kg |
| 11639 | 30 gr/stroke | 490x240x639 mm | 15 (150) MPa (bar) | 16 kg |



High pressure grease pump

Pump mounts directly to a standard grease drum. Handle, drum lid, high pressure hose, outlet tube and hydraulic coupling included.

| Part No | Capacity | Dimension | Maximum pressure |
|---------|-------------|--------------|--------------------|
| 11116 | 2 gr/stroke | Ø 265-310 mm | 35 (350) MPa (bar) |
| 11118 | 2 gr/stroke | Ø 285-330 mm | 35 (350) MPa (bar) |



Foot operated grease pump

Heavy duty, durable and compact. Grease hose (1,5 metres) and hydraulic nozzle included.

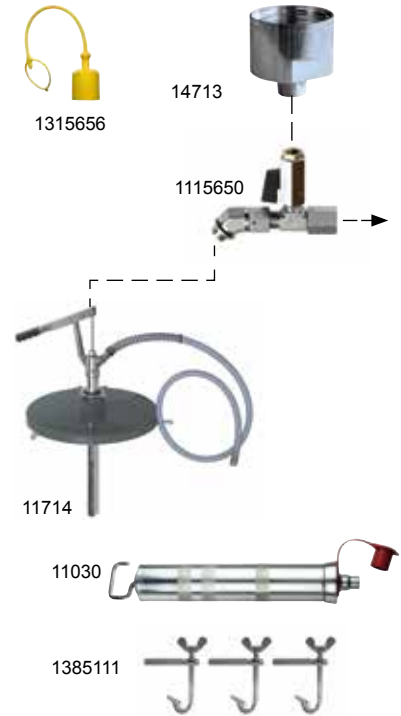
| Part No | Capacity | Maximum pressure | Volume |
|---------|-------------|--------------------|--------|
| 11310 | 2 gr/stroke | 50 (500) MPa (bar) | 5 kg |



Grease reservoir filler pump

Medium pressure pump with 1,5 m hose for centralised grease reservoir filling. Quick connectors ordered separately.

| Part No | Model | For container | Dimension |
|----------|--|---------------|-------------|
| 11713 | Loader pump for grease 12-18 kg drums. | 12-18 kg | 265- 310 mm |
| 11714 | Loader pump for grease 20 kg drums | 20 kg | 285-330 mm |
| 11715 | Loader pump for grease 50 kg drums | 50 kg | 350-395 mm |
| 1115650 | T-adapter connection kit for filler pumps for 11713-15 | | |
| 14713 | Filling adapter for screw-in type cartridges | | |
| 1315656 | Dust cover for 14713 | | |
| 55500304 | Quick release coupler female G1/4"(f) 35 Mpa | | |
| 55500306 | Quick release coupler female G3/8"(f) 35 Mpa | | |
| 55500206 | Quick release nipple male G3/8"(f) 31,5 Mpa | | |
| 11030 | Filler pump for 400/500g cartridges | | |
| 1315660 | Adapter for 11030 M20 x 1,5 (m) | | |
| 1315661 | Adapter for 11030 M20 x 1,5 (m) | | |
| 1385111 | T-screw kit for plastic buckets (20 kgs). | | |



Heavy duty grease reservoir filler pump

For loading bulk grease into chassi systems with 1,5 m hose, follower plate, drum lid and quick connector for centralised grease reservoir filling. Capacity 50 gr/stroke.

| Part No | Model | For container | Dimension |
|---------|--|---------------|------------|
| 11238 | Loader pump for grease reservoir 5 kg 192-215 mm | 5 kg | 192-215 mm |
| 11237 | Loader pump for grease reservoir 15-18 kg 240-300 mm | 15-18 kg | 240-300 mm |
| 11235 | Loader pump for grease reservoir 20 kg 260-305 mm | 20 kg | |
| 11239 | Loader pump for grease reservoir 25 kg 312-342 mm | 25 kg | 312-342 mm |
| 11236 | Loader pump for grease reservoir 50 kg 385-435 mm | 50 kg | 385-435 mm |
| 1385112 | T-screw kit for plastic buckets (20 kgs) for 1123X | | |



Hand operated grease pump

Simple hand pump. The nozzle is pressed against the fitting. Made of zinc coated steel with plastic lid. Max. pressure 25 MPa (250 bar), capacity 0,6 cm³/stroke.

| Part No | Type | Dimension | Volume |
|---------|-------------------------|---------------|---------------------|
| 11001 | Funnel/hydraulic nozzle | Ø 30 x 115 mm | 60 cm ³ |
| 11002 | Pointed nozzle | Ø 30 x 115 mm | 60 cm ³ |
| 11003 | Funnel nozzle | Ø 40 x 240 mm | 150 cm ³ |
| 11004 | Pointed nozzle | Ø 40 x 240 mm | 150 cm ³ |
| 11005 | Hydraulic nozzle | Ø 40 x 240 mm | 150 cm ³ |
| 11025 | Funnel/hydraulic nozzle | Ø 30 x 115 mm | 60 cm ³ |



Lever grease pump

For use either with bulk grease (filled by hand or by loader pump) or the international 400 g lubricant cartridge, Ø 53 x 237 mm. Outlet tube with hydraulic coupling included.

| Part No | Model | Capacity | Maximum pressure |
|---------|---|-------------------|--------------------|
| 11205 | Lever grease pump. Standard. | 0,8 gr/stroke | 35 (350) MPa (bar) |
| 1120510 | 11205 with 200 mm grease hose - part.no 14042 | 0,8 gr/stroke | 35 (350) MPa (bar) |
| 1120520 | 11205 with 300 mm grease hose - part.no 14043 | 0,8 gr/stroke | 35 (350) MPa (bar) |
| 1120530 | 11205 with 450 mm grease hose - part.no 14044 | 0,8 gr/stroke | 35 (350) MPa (bar) |
| 11214 | Lever grease pump. With large container (1000 cm ³), | 0,8 gr/stroke | 35 (350) MPa (bar) |
| 14726 | Adapter for lever grease pumps for using MLS threaded cartridges | | |
| 1315630 | Empty screw-in cartridge | | |
| 11210 | Lever grease pump. Industry. | 0,8 gr/stroke | 70 (700) MPa (bar) |
| 1121020 | Lever grease pump. Industrial with outlet hose 300mm. | 0,8 gr/stroke | 70 (700) MPa (bar) |
| 11750 | Lever grease pump. Heavy duty industrial version with outlet hose. 0,8 gr/stroke 75 (750) MPa (bar) | 0,8 gr/stroke | 75 (750) MPa (bar) |
| 11207 | Lever grease pump." Speedy Grease" with magnet | 2,5 gr/stroke | 80 (800) MPa (bar) |
| 1315625 | Follower plates, 24 pcs for 11207 Speedy Grease. | | |
| 1315627 | Screw cartridge adapter 11205, 11207, 11210, 11750 | | |
| 11220 | Lever grease pump. Heavy duty | 1,3 gr/stroke | 70 (700) MPa (bar) |
| 14727 | Adapter for lever grease pumps for using MLS threaded cartridges | | |
| 11230 | Lever grease pump. Extra heavy duty. | 1,1-1,7 gr/stroke | 70 (700) MPa (bar) |



11205



11214



11210



11750



11207



11220



11230

Lever grease pump (single hand operation)

Grease gun, operated by one hand, for use with either bulk grease (filled by hand or by loader pump) or the international 400 g lubricant cartridge, Ø 53 x 237 mm (Ø 2 3/32" x 9 1/3"). Outlet tube with hydraulic coupling (4 jaws, Ø 14 mm) included.

| Part No | Capacity | Maximum pressure |
|---------|---------------|----------------------|
| 11226 | 0,7 gr/stroke | 45,5 (455) MPa (bar) |
| 11225 | 0,8 gr/stroke | 45,5 (455) MPa (bar) |



11225

11226

Air operated grease pump

Complete with air bleeder valve and connection thread for loader fitting (part No 18002), outlet with nozzle (4 jaws, Ø14 mm). Each operation of the trigger delivers approx. 1 cm³ of grease. Pressure ratio 60:1.


| Part No | Capacity | Maximum pressure | Volume |
|---------|-------------------|------------------|----------------------|
| 12517 | 1 cm ³ | 1 (10) MPa (bar) | 500 cm ³ |
| 12527 | 1 cm ³ | 1 (10) MPa (bar) | 1000 cm ³ |



Grease outlet hoses

High pressure hose, 4,8 mm i.d. nitrile rubber with one polyester braid PN 40 MPa (400 bar) and swaged couplings.

| Part No | Thread | Length |
|-------------|---------------|---------|
| 14042 | 1/8" (M) BSPT | 200 mm |
| 14043 | 1/8" (M) BSPT | 300 mm |
| 14044 | 1/8" (M) BSPT | 450 mm |
| 14044AVLAST | 1/8" (M) BSPT | 450 mm |
| 14047 | 1/8" (M) BSPT | 1000 mm |
| 14052 | 1/8" (M) BSPT | 2500 mm |



Loader pump for grease pumps

For loading bulk grease into lever or air operated grease guns. Capacity 50 gr/stroke. Included loader nipples for Ø 9 and Ø 12 mm.


| Part No | Model | Dimension |
|---------|--|--------------|
| 11710 | Loader pump for grease 12- 18 kg Ø265-310 mm | Ø265-310 mm |
| 11711 | Loader pump for grease 20 kg Ø285- 330 mm | Ø285- 330 mm |
| 11712 | Loader pump for grease 50 kg drums. | Ø350- 395 mm |
| 14713 | Filling adapter for screw-in type cartridges | |
| 1315630 | Empty screw-in cartridge | |
| 1315656 | Dust cover for 14713 | |



Loader nipple

For loading bulk grease into 11200 and 12500-series pumps with a loader pump.

| Part No | Dimension | Connection |
|---------|-----------|--------------|
| 18102 | Ø12,5 mm | 1/8" (M) BSP |
| 18103 | Ø12,5 mm | 1/4" (M) BSP |
| 18104 | Ø9 mm | 1/8" (M) BSP |
| 18105 | Ø9 mm | 1/4" (M) BSP |



Magnet holder for lever grease pump

| Part No | Model |
|---------|---------------------------------|
| 14717 | Magnetic holder for grease guns |



Cordless grease pump, 20V Li-Ion, heavy duty

For use with either bulk grease (filled by hand or by loader pump) or the international 400 g lubricant cartridge, Ø 53 x 237 mm. High pressure delivery up to 50 MPa (500 bar) and 100 / 160 gr/min., has a capacity to deliver 40 cartridges per battery charge (4,0 Ah). Supplied with one Li-Ion high capacity 20 V battery, fast charger, 1 metre high pressure flexible hose with hydraulic coupler, bleeder valve and loader nipple. A built in display shows remaining grease level, battery level and how much grease has been dispensed. Built-in LED flashlight. All delivered in a heavy duty carrying case.



| Part No | Model | Capacity | Maximum pressure |
|---------|-------------------------------------|------------------|--------------------|
| 13534 | Battery powered grease gun 20V 4 Ah | 100 / 160 gr/min | 50 (500) MPa (bar) |
| 13532 | Battery powered grease gun 20V 2 Ah | 100 / 160 gr/min | 50 (500) MPa (bar) |
| 1353401 | Battery for 13534 4 Ah 20 V DC | 4 Ah | |
| 1353201 | Battery for 13532 2 Ah 20 V DC | 2 Ah | |
| 1353402 | Charger 230V for 13532 and 13534 | | |

Cordless grease pump, 20V Li-Ion

For use with either bulk grease (filled by hand or by loader pump) or the international 400 g lubricant cartridge, Ø 53 x 237 mm. High pressure delivery up to 69 MPa (690 bar) and 113 / 170 gr/min., has a capacity to deliver 15 cartridges per battery charge. Supplied with one Li-Ion highcapacity 20 V battery, fast charger, 1 metre high pressure flexible hose with hydraulic coupler, bleeder valve and loader nipple. A built in display shows remaining grease level, battery level and how much grease has been dispensed. Built-in LED flashlight. All delivered in a heavy duty carrying case.



| Part No | Model | Capacity | Maximum pressure |
|---------|---|----------------|--------------------|
| 13523 | Cordless grease pump heavy duty 20V 2,5Ah Li-Ion | 113/170 gr/min | 69 (690) MPa (bar) |
| 13524 | Cordless grease pump heavy duty 20V 2x 2,5Ah Li-Ion | 113/170 gr/min | 69 (690) MPa (bar) |
| 13526 | Cordless grease pump heavy duty 20V 4,0Ah Li-Ion | 113/170 gr/min | 69 (690) MPa (bar) |
| 13527 | Cordless grease pump heavy duty 20V 2x 4Ah Li-Ion | 113/170 gr/min | 69 (690) MPa (bar) |
| 1355040 | Battery for 13523, -24 2,5 Ah 20 V DC | 2,5 Ah | |
| 1355050 | Battery for 13526, -27 4 Ah 20 V DC | 4 Ah | |
| 1355060 | Battery charger 230V for 14,4, 20V Li-Ion batteries 13523, 13524, 13526, 13527 | | |
| 1355061 | Charger, Mobile 12/24V, for Li/Ion batteriers 14,4/20V 13523, 13524, 13526, 13527 | | |
| 14727 | Adapter for lever grease pumps for using MLS threaded cartridges | | |

Cordless grease pump, 18V Li-Ion

For use with either bulk grease (filled by hand or by loader pump) or the international 400 g lubricant cartridge, Ø 53 x 237 mm. High pressure delivery up to 45 MPa (450 bar) and 160 gr/min., has a capacity to deliver 5 cartridges per battery charge. Supplied with one high-capacity (Li-Ion) 18 V battery, fast charger, 1 metre high pressure flexible hose with hydraulic coupler, bleeder valve and loader nipple. All delivered in a heavy duty carrying case.



| Part No | Model | Capacity | Maximum pressure |
|---------|--|------------|--------------------|
| 13517 | Cordless grease pump heavy duty 18V Li-Ion | 160 gr/min | 45 (450) MPa (bar) |
| 1355020 | Battery Li-Ion for 13517 18V | | |
| 1355022 | Battery charger 220-240V Li-Ion for 13516/13517 | | |
| 14726 | Adapter for lever grease pumps for using MLS threaded cartridges | | |

Adapter for accordion cartridge

| Part No | Fits |
|---------|------------------------------------|
| 14534 | 13517 , 13534, 13532, 11205, 11210 |
| 14535 | 11220, 11230, 11225 |
| 14536 | 11207 |
| 14538 | 13507, 13523, 13524, 13526, 13527 |



Grease outlet tube

Grease pump outlet tubes. Connection thread: G1/8" (m).

| Part No | Dimension | Thread | Nozzle |
|---------|-----------|------------------|--------|
| 14715 | Ø10 mm | 1/8" (M)-(M) BSP | - |
| 14517 | Ø15 mm | 1/8" (F) BSP | 14512 |
| 14519 | Ø18 mm | 1/8" (F) BSP | 14514 |



Hydraulic nozzle

Connection thread on all nozzles G1/8" (f).

| Part No | Model | Dimension | Jaws |
|---------|--|-----------|-------|
| 14512 | Hydraulic nozzle with connection thread G1/8" (f) Ø15 mm 4 jaws. | Ø15 mm | 4 pce |
| 14516 | Hydraulic nozzle with non return valve G1/8" (f) Ø15 mm 4 jaws. | Ø15 mm | 4 pce |
| 14514 | Hydraulic nozzle G1/8"(f) Ø18 mm 3 jaws. Ø18 mm | Ø18 mm | 3 pce |
| 14560 | Hydraulic nozzle Ø14 mm 1/8" (F) NPTF | Ø14 mm | 3 pce |
| 14565 | Hydraulic nozzle, lock-on G1/8" Ø14 mm - quick release | Ø14 mm | |
| 14001 | Hydraulic nozzle G1/8" (f) Ø18mm 3 jaws, adjustable 360° | Ø18 mm | 3 pce |
| 14523 | Relief valve for relieving of locked nozzles, 90° | | |
| 14528 | Relief valve for relieving of locked nozzles, straight | | |



Slip-sleeve connectors

For easy change of different nozzles.

| Part No | Connection |
|---------|----------------------|
| 14015 | 1/8" (M) BSP |
| 14016 | 1/8" (F) BSP |
| 14017 | Ø10 mm |
| 14018 | 90° 14512 |
| 14019 | 90° 14514 |
| 14070 | 45 mm Pointed nozzle |



Slip-sleeve, needle nozzles

For connection to nozzle 14512 or 14560.


| Part No | Model | Length |
|---------|--|--------|
| 14071 | Slip-Sleeve connector needle nozzle Ø 6 mm. | 33 mm |
| 14072 | Slip-Sleeve connector needle nozzle Ø 6 mm 45° | 33 mm |
| 14073 | Slip-Sleeve connector needle nozzle Ø 1,5 mm | 45 mm |
| 14074 | Slip-Sleeve connector needle nozzle Ø 2 mm. | 45 mm |
| 14076 | Slip-Sleeve connectors 4 different in a plastic box. | |



Needle nozzles

Connects with G1/8" (f) to a hose or a rigid tube.

| Part No | Model |
|---------|---|
| 14067 | Needle nozzle with protection G1/8"(f). |
| 14068 | Needle nozzle with rubber tip G1/8"(f). |
| 14069 | Needle nozzle G1/8"(f). |



Button head nozzles

Connects with G1/8" (f) to a hose or a rigid tube.


| Part No | Seals | For grease fitting | Height |
|---------|--------|----------------------|--------|
| 14048 | Metal | Ø16 / 15 mm 6-hex mm | 20 mm |
| 14046 | Metal | Ø16 / 15 mm 6-hex mm | 17 mm |
| 14055 | Rubber | Ø16/ 15 mm 6-hex mm | 22 mm |
| 14050 | Rubber | Ø22 mm | 28 mm |
| 14056 | Rubber | Ø22 mm | 44 mm |
| 14057 | Metal | Ø22 mm | 21 mm |



LUB nozzles

Connects with G1/8"(f) to a rigid tube.

| Part No | Model |
|---------|--|
| 14005 | LUB-nozzle connects with G1/8"(f) to a rigid tube. Zerk |
| 14006 | LUB-Nozzle connects with G1/8"(f) to a rigid tube. Flush |



The grease joint rejuvenator

Simply fill the tool with a light oil and with a few taps the joint will open. The grease joint rejuvenator will allow a clogged grease fitting and / or joint to take on grease by injecting a light viscosity oil into the grease joint via the grease fitting, thus breaking up and removing any dirt, rust or debris. The purpose of this tool is to free up the joint and the fitting enabling them to be greased. When using the tool, be sure to bleed any air out that may be trapped in the tool body. Once the tool is installed onto the grease fitting, only a tapping of the piston is required to open a joint.

| Part No | Model |
|---------|---------------------------|
| 11015 | Grease joint rejuvenator. |



Bearing packer

This unit removes old grease from the race and cage of roller or ball bearings and re-packs them with fresh grease. Includes a protective cover to keep dirt out when not in use and has mounting holes for attaching it to a workbench. From Ø19 - Ø150 mm bearing size.

| Part No |
|---------|
| 11709 |



Grease spray unit

Air pressure operated grease spray unit for spraying grease directly from screw type cartridges. The unit delivers a constant quantity as long as the trigger is pulled. Flat or round spray pattern can be adjusted. Includes quick connector that fits Cejn 320 or Tema 1600. Applications: Spraying grease onto chains, wire ropes, open gears, slide ways, telescopic booms, etc.

| Part No | Maximum air pressure |
|---------|-------------------------|
| 12519 | 0,3-0,5 (3-5) MPa (bar) |



Grease spray valve

Grease control valve with air connection for application of grease on larger surfaces. Grease and air hose included. The air mixture can be adjusted using a needle valve.

| Part No | Air connection | Hose length | Connection |
|---------|----------------|-------------|--------------|
| 12512 | 1/4" (M) BSP | 3 (1/4") m | 3/8" (M) BSP |



Thread gauge

Thread gauge for grease fittings.

| Part No | Model |
|---------|------------------|
| 19100 | Thread gauge BSP |
| 19101 | Thread gauge NPT |
| 19102 | Thread gauge M |



Hydraulic grease fittings

Manufactured according to DIN 71412.

Material: Zinc coated steel, hardened head.

Stainless Steel equivalent to SS 2346 (AISI303).

Principal: Jaws grip the fitting head, metallic seal (rubber on certain models). The nozzle is twisted off the fitting when greasing is complete.

| Part No | Model |
|-------------|---|
| 509F | Grease fitting, R1/8", straight |
| 509FROSTFRI | Grease fitting, R1/8", straight Stainless steel (AISI 303) |
| 509 | Grease fitting, 1/8"NPT, straight |
| 509ROSTFRI | Grease fitting, 1/8"NPTF, straight Stainless steel (AISI 303) |
| 512 | Grease fitting, G1/4", straight |
| 512ROSTFRI | Grease fitting, G1/4", straight, Stainless steel (AISI 303) |
| 515 | Grease fitting, G3/8", straight |
| 504 | Grease fitting, M6X1, straight |
| 504ROSTFRI | Grease fitting, M6X1, straight, Stainless steel (AISI 303) |
| 505 | Grease fitting, M8X1, straight |
| 505ROSTFRI | Grease fitting, M8X1, straight, stainless steel |
| 507 | Grease fitting, M8X1,25, straight |
| 580 | Grease fitting, M10X1, straight |
| 582 | Grease fitting, M10X1,5, straight |
| 580ROSTFRI | Grease fitting, M10X1, straight, stainless steel |
| 516 | Grease fitting, W1/4", straight |
| 511 | Grease fitting, W3/8", straight |
| 513K | Grease fitting, 1/4"-28 SAE-LT, straight |
| TEC500 | Grease fitting, Ø6mm, drive fitting |
| 501 | Grease fitting, Ø8 mm, drive fitting Straight |
| 502 | Grease fitting, Ø 5/16" drive fitting Straight |



509 / 509F

Hydraulic grease fittings 45°

| Part No | Model |
|------------|---|
| 519F | Grease fitting, R1/8", 45° |
| 519 | Grease fitting, 1/8" NPTF, 45° |
| NA58051 | Grease fitting, G1/4", 45° |
| NA7206 | Grease fitting, M6X1, 45° |
| 505B | Grease fitting, M8X1, 45° |
| 515ROSTFRI | Grease fitting, M8X1 45°, stainless steel |
| 514B | Grease fitting, M8X1,25, 45° |
| 584 | Grease fitting, M10X1, 450 |
| 547K | Grease fitting, 1/4"-28 SAE-LT, 45° |



547K

Hydraulic grease fittings 90°

| Part No | Model |
|---------|---|
| 535F | Grease fitting, R1/8", 90° |
| 535 | Grease fitting, 1/8" NPTF, 90° |
| 538 | Grease fitting, G1/4", 90° |
| 576 | Grease fitting, M6X1, 90° |
| 577 | Grease fitting, M8X1, 90° |
| 514 | Grease fitting, M8X1,25, 90° |
| 583 | Grease fitting, M10X1, 90° |
| 525 | Grease fitting, 1/4"-28 SAE-LT, 90°, 16 mm Long under hexagon |



525

Hydraulic grease fittings, long

| Part No | Model |
|---------|--|
| 1669B | Grease fitting, 32 mm under hexagon Straight 1/8" (M) NPTF |
| 1684B | Grease fitting, length 54mm Straight 1/8" (M) NPTF |
| 1697 | Grease fitting, length 19mm under hexagon Straight M6X1 |
| 1698 | Grease fitting, length 21mm Straight 1/4"-28 SAE-LT |

1669B



Grease fitting selection

| Part No | Description |
|---------|---|
| 19002 | Assortment box with the 17 most commonly used hydraulic fittings. Contains an assortment of G1/4", G1/8", G3/8", M10x1, M8x1 and M6x1, in 45° and 90° design, in all a total of 350 fittings. The box is made of crush proof plastic. |
| 19009 | Contains an assortment of M6x1, M8x1,25, M10x1 and G 1/8" in straight, 45° and 90° design, in all a total of 140 fittings. The box is made of plastic with 12 different compartments. |



19009

19002



Protection cover for grease fittings

Protects hydraulic grease fittings from ingress of dirt.

| Part No | Model |
|---------|---|
| P499 | Protection cover (red) for grease fittings |
| P499G | Protection cover (yellow) for grease fittings |



LUB grease fittings

Material: Zinc coated steel.

Principal: The pump nozzle is pressed against the fitting, metallic seal.

| Part No | Model |
|---------|---|
| 109 | LUB grease fitting, Straight R 1/8" |
| 127 | LUB grease fitting, straight Straight G1/8" |
| 129 | LUB grease fitting, Straight G1/4" Funnel nozzle |
| 185 | LUB grease fitting Straight M6X1 |
| 107 | LUB grease fitting Straight M8X1,25 |
| 108 | LUB grease fitting Straight M10X1 |
| 110 | LUB grease fitting Straight W5/16" |
| 101 | LUB grease fitting, straight Straight Ø6 mm Drive Fitting |
| 121 | LUB grease fitting Straight Ø6 mm Drive Fitting Funnel nozzle |
| 102 | LUB grease fitting Straight Ø8 mm Drive Fitting |
| 120 | LUB grease fitting, Straight Ø8 mm Drive Fitting |
| 143 | LUB grease fitting 45° G1/8" Funnel nozzle |



Button head fittings

Material: Zinc coated steel / stainless steel equivalent to SS 2346 (AISI303).

Principal: The nozzle grips the flange of the fitting when slid or pushed on, metallic or rubber seal.

| Part No | Model |
|---------------|---|
| 1824 | Button head fitting Ø22 mm G1/4" |
| ND6151 | Button head fitting G3/8", Ø 22 mm |
| 1822A | Button head fitting Ø22 mm 3/8"NPTF |
| 18201 | Button head fitting Ø22 mm 1/2"NPTF |
| ND6172 | Button head fitting G1/8", Ø 16 mm |
| ND6172RO | Button Head Fitting G1/8", Ø16 mm Stainless Steel |
| A1184 | Button head fitting short 1/8"NPTF Ø16mm |
| ND6160 | Button head fitting G1/4", Ø 16 mm |
| ND6160ROSTFRI | Button head fitting G1/4", Ø 16 mm, stainless steel |
| ND6161 | Button head fitting G3/8", Ø 16 mm |
| A1186 | Button head fitting 1/4" NPTF Ø16mm |
| A1188 | Button head fitting 3/8" NPTF Ø16mm |
| A1190 | Button head fitting 1/2" NPTF Ø16mm |
| M101FZ | Button head fitting M10X1 Ø16 |
| M101RO | Button head fitting M10X1 Ø16mm stainless steel |
| 208 | Button head fitting 15mm hexagon G1/8". |
| 208ROSTFRI | Button head fitting 15mm hexagon G1/8" |
| 211 | Button head fitting 15mm hexagon G1/4" |
| 211ROSTFRI | Button head fitting 15mm hexagon G1/4". |



Extension

Makes it possible to extend a lubricant fitting for ease of lubrication.


| Part No | Thread |
|---------|------------------------|
| 171 | 1/8" -1/8" (F)-(M) BSP |



Fitting tool

All-in-one tool to extract broken fittings, re-thread holes and install new straight and angle-type fittings.

| Part No | Model |
|---------|--------------------------|
| 315790 | Fitting tool 1/4"-28 SAE |
| 315791 | Fitting tool 1/8" NPT |



Air treatment units

| Part No | Model | Type | Connection |
|---------|---|----------------------------|--------------|
| 42103 | FR-Unit with valve 1/4" (F) BSP | 42009, 42107, 42110 | 1/4" (F) BSP |
| 42105 | FRL-Unit with valve 1/4" (F) BSP | 42107, 42009, 42108, 42110 | 1/4" (F) BSP |
| 2026154 | Bracket for 42103 on 22750, 22760, 22850 | | |
| 2226156 | Hose air 0,15MxØ8mm, push-in coupling 1/4"(f) 90°- push-in coupling 1/4"(f) 90° | | |



Air line hoses

For connection from pipeline to pump. PUR hose max. working pressure 1.5 MPa (15 bar), push-in connectors with male thread.

| Part No | Dimension | Thread | Length |
|---------|---------------------|-------------------------|--------|
| 48101 | 8 (5/16") mm (inch) | 1/4" - 1/4" (M)-(M) BSP | 1,5 m |
| 48102 | 8 (5/16") mm (inch) | 1/4" - 1/4" (M)-(M) BSP | 3 m |
| 48105 | 12 (1/2") mm (inch) | 1/2" - 1/2" (M)-(M) BSP | 1,5 m |
| 48106 | 12 (1/2") mm (inch) | 1/2" - 1/2" (M)-(M) BSP | 3 m |



Inlet strainer

Filter for grease pumps 12750-52, 12755-57, 12560-62. The strainer is mounted directly on to the inlet to prevent any contamination of the grease.

| Part No |
|---------|
| 1125372 |



Bung adapters

With split collar. G2" (m) thread for drum or drum covers.

| Part No | Pump | Pump tube |
|---------|--|-----------|
| 28590 | 12852 | Ø 40 mm |
| 28591 | 12750, 12751, 12752, 12755, 12756, 12757, 12650, 12651, 12652. | Ø 30 mm |
| 28586 | 12540, 12541, 12542 | Ø 26 mm |

28586



Dust cover for drum adapter

| Part No | Model |
|---------|-----------------------------|
| 29057 | Dust cover for drum adapter |

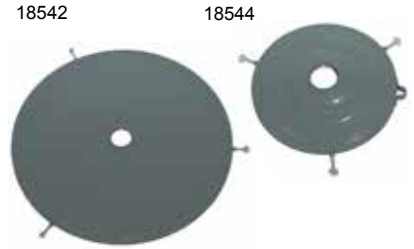
29057



Drum covers

Made of sheet metal with G2" (f) thread for the pump bung adapter and three retaining screws.

| Part No | For container | Dimension | Pump |
|---------|---------------|------------|---------|
| 18544 | 12,5-20 kg | 275-305 mm | 127-ser |
| 18545 | 18-20 kg | 290-327 mm | 127-ser |
| 18546 | 50 kg | 345-380 mm | 127-ser |
| 18543 | 50 kg | 360-405 mm | 127-ser |
| 18542 | 180 kg | 560-605 mm | 127-ser |
| 18548 | 50 kg | 360-405 mm | 128-ser |
| 18547 | 180 kg | 560-605 mm | 128-ser |



Drum cover accessories

| Part No | Model |
|---------|--|
| 1485016 | Screw kit drum cover (3 pcs) |
| 1125357 | Carrying handle for drum cover 18544. |
| 1385111 | T-screw kit for plastic buckets (20 kgs). |
| 18507 | Grease gun holster for drum lids |
| 18561 | Holder for greasegun |



Follower plates

Eliminate cavitation and help pump priming. Rubber flange minimises waste by wiping the inner drum wall. Can be used with pump tube diameters 26-42 mm.


| Part No | For container | Dimension | Pump |
|---------|---------------|------------|---------|
| 18569 | 12,5 kg | 230-260 mm | 127-ser |
| 18570 | 18-20 kg | 265-290 mm | 127-ser |
| 18575 | 25 kg | 300-330 mm | 127-ser |
| 18571 | 50 kg | 340-360 mm | 127-ser |
| 18572 | 50 kg | 365-395 mm | 127-ser |
| 18573 | 180 kg | 560-590 mm | 127-ser |
| 18576 | 50 kg | 330-370 mm | 128-ser |
| 18577 | 50 kg | 360-405 mm | 128-ser |
| 18578 | 180 kg | 550-590 mm | 128-ser |



Adapter for follower plates

Attaches to the follower plate to further maximise emptying of the grease drum. Fits all follower plates.

| Part No | Model |
|---------|---|
| 18565 | Follower plate adaptor Ø30 mm 127-ser |
| 18566 | Follower plate adaptor Ø35 mm 128-ser |
| 18316 | Connecting kit ram for 12821, 12831 & 12841 |



Grease line filter

For installation in grease distribution pipework (grease outlets). Constructed using washers which provide simplified cleaning. The filter withstands high pressure drops which eliminates the risk of damaging the filter when filled with impurities. Check with grease supplier if the grease you are using can be filtered.



| Part No | Thread | Maximum pressure | Filtration |
|---------|------------------------|--------------------|------------|
| 14527 | 3/8" 1/2" 3/4" (M) BSP | 50 (500) MPa (bar) | 100 µm |

Distribution hoses for grease

High pressure hose, 1/4" i.d., double braided nitrile rubber. Burst pressure min 140 MPa (1400 bar), swaged couplings, connection threads G1/4" (f) swivelling nuts incl. two adapters G1/4" (m) and one bushing G1/4" (f) - G3/8" (m). Other lengths are available upon request.



| Part No | Thread | Maximum pressure | Hose length |
|---------|-----------------------|----------------------|-------------|
| 18122 | 1/4" 3/8" (F)-(M) BSP | 140 (1400) MPa (bar) | 2 m |
| 18123 | 1/4" 3/8" (F)-(M) BSP | 140 (1400) MPa (bar) | 3 m |
| 18125 | 1/4" 3/8" (F)-(M) BSP | 140 (1400) MPa (bar) | 5 m |
| 18127 | 1/4" (F)-(M) BSP | 140 (1400) MPa (bar) | 7 m |
| 18129 | 1/4" 3/8" (F)-(M) BSP | 140 (1400) MPa (bar) | 10 m |
| 18130 | 1/4" 3/8" (F)-(M) BSP | 140 (1400) MPa (bar) | 12 m |
| 18131 | 1/4" 3/8" (F)-(M) BSP | 140 (1400) MPa (bar) | 15 m |
| 18132 | 1/4" 3/8" (F)-(M) BSP | 140 (1400) MPa (bar) | 20 m |

Grease supply hoses

High pressure hose, 3/8" i.d., double wire braided nitrile rubber with swaged couplings and two connection adapters, G3/8" (m). Burst pressure min. 112 MPa (1.120 bar). Other lengths are available upon request.



| Part No | Thread | Maximum pressure | Hose length |
|---------|------------------|----------------------|-------------|
| 18107 | 3/8" (F)-(M) BSP | 112 (1120) MPa (bar) | 1,5 m |
| 18110 | 3/8" (F)-(M) BSP | 112 (1120) MPa (bar) | 4 m |
| 18112 | 3/8" (F)-(M) BSP | 112 (1120) MPa (bar) | 6 m |
| 18111 | 3/8" (F)-(M) BSP | 112 (1120) MPa (bar) | 2 m |

High volume grease supply hose

| Part No | Dimension | Thread | Maximum pressure | Hose length |
|---------|-----------------------|------------------|----------------------|-------------|
| 18150 | 12,5 (1/2") mm (inch) | 1/2" (F)-(M) BSP | 112 (1120) MPa (bar) | 4 m |



Grease accumulator

A piston accumulator is used in-line in a grease distribution system. It creates a buffer so that when dispensing grease, the flow is smoother and more even and the load on the grease pump is decreased.

| Part No | Dimension | Inlet | Volume | Length |
|---------|-----------|--------------|--------|--------|
| 24665 | Ø115 mm | 1/2" (F) BSP | 2,0 l | 445 mm |



2 Oil equipment

| | |
|---|----|
| Air operated oil pumps..... | 32 |
| Installation kits for 227 & 228-series pumps..... | 33 |
| Electric pumps for oil | 35 |
| Air operated diaphragm pump | 35 |
| Spring operated hose reels | 36 |
| Valves and meters | 38 |
| Distribution kits | 39 |
| Distribution kits for 1.000 l containers..... | 40 |
| Tank kits..... | 41 |
| Mobile oil distributors..... | 42 |
| Mobile oil dispensers | 43 |
| Portable oil dispensers, oil bar | 45 |
| Hand operated pumps | 46 |
| Drum taps, oil cans, measures etc. | 50 |
| Installation accessories | 52 |

Oil pump, pressure ratio 1:1

Transfer pump for connection to bulk tank or drum. The stub pump version can be wall or floor mounted. Double acting air operated pump for transferring oil and non-corrosive liquids. Includes a bung adapter G2" (m).




Technical data

| | |
|---------------------------------|-----------------------------|
| Capacity | 40 l/min free flow |
| Air connection | 1/4" (F) BSP |
| Maximum air pressure | 1 (10) MPa (bar) |
| Recommended air pressure | 0,3 (3) - 0,5 (5) MPa (bar) |
| Outlet | 3/4" (F) BSP |

| Part No | Inlet | Pump |
|---------|------------|------------|
| 22800 | 1" (F) BSP | Stub |
| 22805 | - | 208 l Drum |

Oil pump, pressure ratio 3:1

Low pressure pump for smaller oil distribution system and lower viscosity oils. Suitable for connection to a bulk tank or drum. The stub pump version can be wall or floor mounted. Double acting air operated pump for oil and non-corrosive liquids. Includes a bung adapter G2" (m) and a PRV.



Technical data

| | |
|---------------------------------|-----------------------------|
| Capacity | 22 l/min free flow |
| Air connection | 1/4" (F) BSP |
| Maximum air pressure | 1 (10) MPa (bar) |
| Recommended air pressure | 0,3 (3) - 0,5 (5) MPa (bar) |
| Outlet | 3/4" (F) BSP |

| Part No | Inlet | Pump |
|---------|--------------|------------|
| 22810 | 3/4" (F) BSP | Stub |
| 22819 | - | 60 l Drum |
| 22815 | - | 208 l Drum |

Oil pump, pressure ratio 5:1

Medium pressure pump for larger oil distribution system and higher viscosity oils. Suitable for connection to a bulk tank or drum. The stub pump version can be wall or floor mounted. Double acting air operated pump for oil and non-corrosive liquids. Includes a bung adapter G2" (m) and a PRV.



Technical data

| | |
|---------------------------------|-----------------------------|
| Capacity | 38 l/min free flow |
| Air connection | 1/4" (F) BSP |
| Maximum air pressure | 1 (10) MPa (bar) |
| Recommended air pressure | 0,3 (3) - 0,5 (5) MPa (bar) |
| Outlet | 3/4" (F) BSP |

| Part No | Inlet | Pump |
|---------|------------|------------|
| 22850 | 1" (F) BSP | Stub |
| 22852 | - | 208 l Drum |


Oil pump, pressure ratio 15:1

High pressure oil pump for applications requiring higher pressure and lower flow rates. Suitable for connection to a bulk tank or drum. The stub pump version can be wall or floor mounted. Double acting air operated pump for oil and non-corrosive liquids. Includes a bung adapter G2" (m).

Technical data

| | |
|---------------------------------|-----------------------------|
| Capacity | 15 l/min free flow |
| Air connection | 1/4" (F) BSP |
| Maximum air pressure | 1 (10) MPa (bar) |
| Recommended air pressure | 0,3 (3) - 0,5 (5) MPa (bar) |
| Outlet | 3/4" (F) BSP |

| Part No | Inlet | Pump |
|---------|--------------|------------|
| 22760 | 3/4" (F) BSP | Stub |
| 22762 | - | 208 l Drum |



Oil pump, heavy duty

High pressure oil pump for applications requiring higher pressure and higher flow rates. Suitable for connection to a bulk tank or drum. The pump can be wall or floor mounted. Double acting air operated pump for oil and non-corrosive liquids.

Technical data

| | |
|-----------------------|----------------|
| Air connection | 1/2" (F) BSP |
| Inlet | 1 1/2" (F) BSP |
| Outlet | 3/4" (F) BSP |

| Part No | Ratio | Capacity | Pump |
|---------|-------|---------------------|------------|
| 22440 | 3:1 | 120 l/min free flow | Stub |
| 22441 | 6:1 | 100 l/min free flow | Stub |
| 22443 | 10:1 | 68 l/min free flow | Stub |
| 22442 | 10:1 | 68 l/min free flow | 208 l Drum |
| 22450 | 6:1 | 100 l/min free flow | Stub |
| 22451 | 12:1 | 65 l/min free flow | Stub |



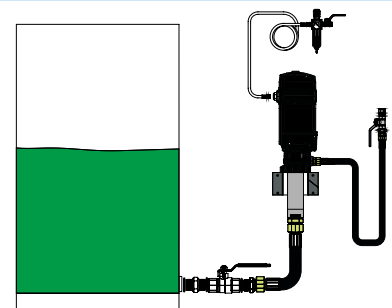
Installation kit for heavy duty oil pumps

Components for a remote wall mounted air operated oil pump with a suction hose connected to the bottom tank outlet. **Note! Pump not included.**

Information

Air line hose (48017) 1/2" L= 2 m
 Outlet hose (28079) 3/4" L= 1,5 m
 Suction hose (28090) 2" L= 0,7 m

| Part No | Model |
|---------|---|
| 99620 | Installation kit for a remote floor mounted air operated industrial pump. With a suction hose connected to a tank |



Drum mounted pump installation kit

Components for a drum mounted air operated pump (208 l drum or tank). **Note! Pump not included.**

Information

Air line hose L = 1,5 m x 8 mm
 Fluid line hose L = 1,5 m

| Part No | Model |
|---------|---|
| 99625 | Installation kit for air operated drum pump |
| 99725 | Installation kit for air operated drum pump (excl. FRL) |



Wall mounted pump installation kit, drum

Components for an air operated pump, for 208 l drums and 1.000 l IBC containers. **Note! Pump not included, ordered separately.**

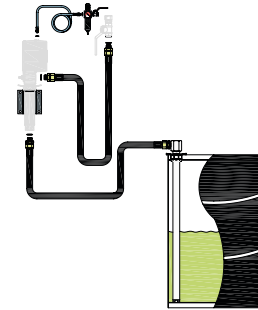
Information

Air line hose L= 1,5 m

Outlet hose L= 1,5 m

Suction hose L= 2 m and suction tube L= 1 m

| Part No | Model |
|---------|---|
| 99626 | Installation kit for a remote wall mounted air operated pump. For drum or IBC |
| 99726 | Installation kit for a remote wall mounted air operated pump. For drum or IBC (excl. FRL) |



Wall mounted pump installation kit, tank

Components for a remote wall mounted air operated oil pump with a suction hose connected to the bottom tank outlet. **Note! Pump not included.**

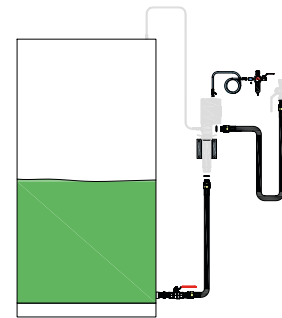
Information

Air line hose (48101) 8 mm L= 1,5 m

Oil line hose (28079) 3/4" L= 1,5 m

Oil suction hose (28078) 1 m hose

| Part No | Model |
|---------|--|
| 99627 | Installation kit for a remote wall mounted air operated pump with a suction hose connected to a tank |
| 99727 | Installation kit for a remote wall mounted air operated pump with a suction hose connected to a tank (excl. FRL) |



Floor mounted pump installation kit, tank

Components for a remote floor mounted air operated oil pump with a suction hose connected to the bottom tank outlet. **Note! Pump not included.**

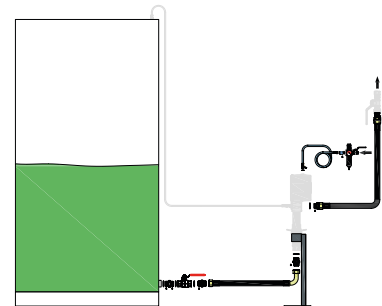
Information

Air line hose (48101) 8 mm L= 1,5 m

Outlet hose (28079) 3/4" L= 1,5 m

Suction hose (28080) 1 m hose

| Part No | Model |
|---------|---|
| 99628 | Installation kit for a remote floor mounted air operated pump with a suction hose connected to a tank |



Wall mounted pump installation kit, top connected tank

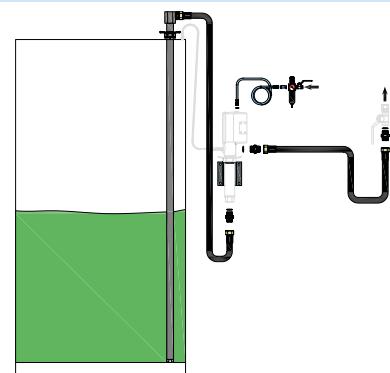
Components for a remote wall mounted air operated oil pump with a tank suction attachment. Maximum tank height 1.7 m.

Information

Air line hose (48001) 1/4" L= 1,5 m

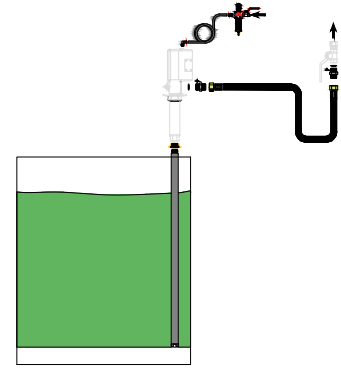
Outlet hose (28079) 3/4" L= 1,5 m

| Part No | Model |
|---------|--|
| 99629 | Installation kit for a remote wall mounted air operated pump with a suction pipe from top of the tank |
| 99729 | Installation kit for a remote wall mounted air operated pump with a suction pipe from top of the tank (excl FRL) |
| 99624 | Installation kit for a remote wall mounted air operated pump, connected to tank max 3 m high |
| 99724 | Installation kit for a remote wall mounted air operated pump, connected to tank max 3 m high (excl FRL) |



Top mounted installation kit, telescopic riser tube

| Part No | Model |
|---------|--|
| 99622 | Installation kit for a topmounted air operated pump with a suction pipe from top of the tank, 0,6-1,0 m height |
| 99623 | Installation kit for a topmounted air operated pump with a suction pipe from top of the tank, 1,0-2,0 m height |
| 99648 | Installation kit for a topmounted air operated pump with a suction pipe from top of the tank, 0,6-1,0 m height |
| 99649 | Installation kit for a topmounted air operated pump with a suction pipe from top of the tank, 1,0-2,0 m height |



Electric pumps for oil

Electric gear pump, with built in by-pass and pressure switch for controlled oil dispensing. The pressure switch switches the pump on/off automatically when the oil valve is open/closed. Opening pressure 6 bar. (only 52510, 52515 and 52520). Inlet: G3/4" (f) Outlet: G1" (f). Voltage: 230 V, 50 Hz. (52525, 52527: G1" In-Out)

Technical data

Outlet 1" (F) BSP
Voltage 230 V AC

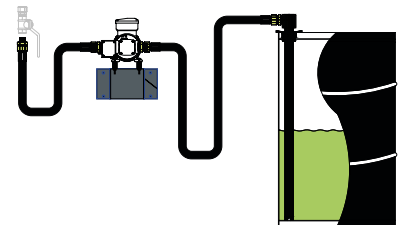
| Part No | Capacity | Inlet | Maximum pressure |
|---------|---------------------|--------------|--------------------|
| 52510 | 9,5 l/min free flow | 3/4" (F) BSP | 2 (20) MPa (bar) |
| 52515 | 13 l/min free flow | 3/4" (F) BSP | 2,5 (25) MPa (bar) |
| 52520 | 9,5 l/min free flow | 3/4" (F) BSP | 4 (40) MPa (bar) |
| 52525 | 50 l/min free flow | 1" (F) BSP | 0,8 (8) MPa (bar) |
| 52527 | 70 l/min free flow | 1" (F) BSP | 0,8 (8) MPa (bar) |



Installation kit for electric pump for oil

Components for an electric oil pump, for 208 l drums and 1.000 l IBC containers. **Note!** Pump not included, ordered separately.

| Part No | Model |
|---------|---|
| 99656 | Installation components for wall-mounted electric pump for drum or IBC with 1,08 m suction tube |
| 99659 | Installation components for wall-mounted electric pump for tank with 1,7 m suction tube |



Diaphragm pump 1:1

Transfer pump for connection to bulk tank or drum. Air operated double diaphragm for transferring various fluids.

Technical data


Ratio 1:1
Air connection 3/8" (F) BSP
Maximum air pressure 0,8 (8) MPa (bar)

| Part No | Capacity | Outlet |
|---------|---------------------|--------------|
| 22210 | 50 l/min free flow | 1/2" (F) BSP |
| 22310 | 100 l/min free flow | 1" (F) BSP |
| 22332 | 200 l/min free flow | 1" (F) BSP |



Material description diaphragm pumps (wetted parts)

| Part No | Seals | Material pump body | Material diaphragm | Material balls |
|---------|--------------|--------------------|--------------------|----------------|
| 22210 | NBR / Buna-N | Aluminium | TPE / Hytrel® | POM / Acetal |
| 22310 | NBR / Buna-N | Aluminium | TPE / Hytrel® | POM / Acetal |
| 22332 | NBR / Buna-N | Aluminium | TPE / Hytrel® | POM / Acetal |



Magnetic feet with rubber cover

| Part No | Model |
|---------|--|
| 98876 | Magnetic oil resistant feet, rubber covered. |



Installation kit for diaphragm pump

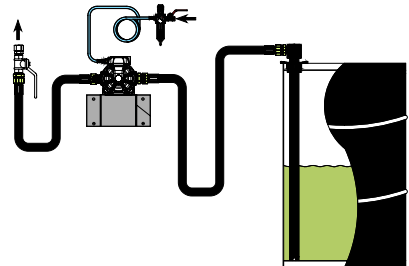
Components for an air operated pump, for 208 l drums and 1.000 l IBC containers. **Note! Pump not included, ordered separately.**

Information

Air line hose L= 1,5 m

Outlet hose L= 1,5 m

Suction hose L= 2 m and suction tube L= 1 m



| Part No | Model |
|---------|--|
| 99666 | Installation kit for wall mounted air operated diaphragm pump 1/2" for drum |
| 99766 | Installation kit for wall mounted air operated diaphragm pump 1/2" for drums (excl. FRL) |
| 99667 | Installation kit for wall mounted air operated diaphragm pump 1" for drum |
| 99767 | Installation kit for wall mounted air operated diaphragm pump 1" for drum (excl. FRL) |

Installation kit for floor mounted diaphragm pump

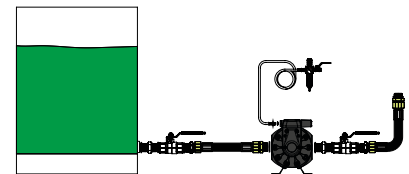
Components for an air operated diaphragm pump for high flowrates. **Note! Pump not included, ordered separately.**

Information

Air line hose (48106) 12 mm L= 3 m

Oil line hose (28090) 2" L= 0,7 m

Suction hose (28090) 2" L= 0,7 m



| Part No | Model |
|---------|---|
| 99670 | Installation kit for floor mounted air operated diaphragm pump 1 1/2" with a suction hose connected to a tank |
| 99770 | Installation kit for floor mounted air operated diaphragm pump 1 1/2" with a suction hose connected to a tank (excl. FRL) |

Series ORM

Robust open hose reel made of lacquered steel sheet with oil -resistant reinforced hose. Can be equipped with pivotable bracket, article no 28913. For mounting in any position on wall or ceiling. Recommended mounting height, at least 2.5m above floor. For more information, see Chapter 8 hose reels.

| Part No | Media | Dimension | Maximum working pressure | Hose length |
|---------|---------|-----------------------|--------------------------|-------------|
| 25135 | Oil/Air | 12,5 (1/2") mm (inch) | 7,5 (75) MPa (bar) | 15 m |



Series ORS

Open hose reel with low weight made of aluminum with oil -resistant reinforced hose. Can be equipped with pivotable bracket, article no 28913. For mounting in any position on wall or ceiling. Recommended mounting height, at least 2.5m above floor. For more information, see Chapter 8 hose reels.

| Part No | Media | Dimension | Maximum working pressure | Hose length |
|---------|---------|-----------------------|--------------------------|-------------|
| 25232 | Oil/Air | 12,5 (1/2") mm (inch) | 10 (100) MPa (bar) | 10 m |
| 25235 | Oil/Air | 12,5 (1/2") mm (inch) | 10 (100) MPa (bar) | 15 m |



Series ORL

Robust open hose reel made of lacquered steel sheet with oil -resistant reinforced hose. Can be equipped with pivotable bracket, article no 28913. For mounting in any position on wall or ceiling. Recommended mounting height, at least 2.5m above floor. For more information, see Chapter 8 hose reels.

| Part No | Media | Dimension | Maximum working pressure | Hose length |
|---------|----------------|-----------------------|--------------------------|-------------|
| 25436 | Oil/Air/Diesel | 12,5 (1/2") mm (inch) | 7,5 (75) MPa (bar) | 20 m |
| 25455 | Oil/Air/Diesel | 19 (3/4") mm (inch) | 7,5 (75) MPa (bar) | 15 m |



Series OR

Open hose reel made of lacquered steel sheet with oil -resistant reinforced hose. Can be equipped with pivotable bracket, article no 28902. For mounting in any position on wall or ceiling. Recommended mounting height, at least 2.5m above floor. For more information, see Chapter 8 hose reels.

| Part No | Media | Dimension | Maximum working pressure | Hose length |
|---------|---------|-----------------------|--------------------------|-------------|
| 25336 | Oil/Air | 12,5 (1/2") mm (inch) | 6,0 (60) MPa (bar) | 20 m |



Series LOR

Open hose reel made of lacquered steel sheet with oil -resistant reinforced hose. Can be equipped with pivotable bracket, article no 28904. For mounting in any position on wall or ceiling. Recommended mounting height at least 2.5m above floor. For more information, see Chapter 8 hose reels.

| Part No | Media | Dimension | Maximum working pressure | Hose length |
|---------|----------------|-----------------------|--------------------------|-------------|
| 25537 | Oil/Air | 12,5 (1/2") mm (inch) | 6,0 (60) MPa (bar) | 25 m |
| 25556 | Oil/Air/Diesel | 19 (3/4") mm (inch) | 6,0 (60) MPa (bar) | 20 m |
| 25565 | Oil/Air/Diesel | 25 (1") mm (inch) | 6,0 (60) MPa (bar) | 15 m |
| 25559 | Oil/Air/Diesel | 19 (3/4") mm (inch) | 6,0 (60) MPa (bar) | 35 m |



Series ORB

Extra robust open hose reel made of lacquered steel sheet with oil -resistant reinforced hose. For mounting in any position on wall, floor or ceiling. Recommended mounting height, at least 2.5m above floor. For more information, see Chapter 8 hose reels.

| Part No | Media | Dimension | Maximum working pressure | Hose length |
|---------|----------------|-----------------------|--------------------------|-------------|
| 25638 | Oil/Air | 12,5 (1/2") mm (inch) | 7,5 (75) MPa (bar) | 30 m |
| 25656 | Oil/Air | 19 (3/4") mm (inch) | 7,5 (75) MPa (bar) | 20 m |
| 25657 | Oil/Air/Diesel | 19 (3/4") mm (inch) | 7,5 (75) MPa (bar) | 25 m |
| 25665 | Oil/Air/Diesel | 25 (1") mm (inch) | 7,5 (75) MPa (bar) | 15 m |



Series CRO

Cased hose reel made of aluminum with oil -resistant reinforced hose. Can be equipped with pivotable bracket, article no 28913. For mounting in any position on wall or ceiling. Recommended mounting height at least 2.5m above floor. For more information, see Chapter 8 hose reels.

| Part No | Media | Dimension | Maximum working pressure | Hose length |
|---------|---------|-----------------------|--------------------------|-------------|
| 26232 | Oil/Air | 12,5 (1/2") mm (inch) | 10 (100) MPa (bar) | 10 m |
| 26235 | Oil/Air | 12,5 (1/2") mm (inch) | 10 (100) MPa (bar) | 15 m |



Series CRK

Cased hose reel made of lacquered steel sheet with oil -resistant reinforced hose. Can be equipped with pivotable bracket, article no 28913. For mounting in any position on wall or ceiling. Recommended mounting height at least 2.5m above floor. For more information, see Chapter 8 hose reels.

| Part No | Media | Dimension | Maximum working pressure | Hose length |
|---------|---------|-----------------------|--------------------------|-------------|
| 26432 | Oil/Air | 12,5 (1/2") mm (inch) | 9,0 (90) MPa (bar) | 10 m |
| 26435 | Oil/Air | 12,5 (1/2") mm (inch) | 9,0 (90) MPa (bar) | 15 m |



Meters, mechanical or digital

Technical data

Connection 1/2" (F) BSP

| Part No | Model | Capacity | Maximum working pressure |
|---------|--|------------------------|--------------------------|
| 24792 | Mechanical hose end meter with outlet hose and automatic non-drip 1/2" (F) BSP | 2 - 20 l/min free flow | 10 (100) MPa (bar) |
| 20371 | Digital hose end meter with 90° hose, automatic non-drip 1/2" (F) BSP Oil/Glycol | 1 - 20 l/min free flow | 10,0 (100) MPa (bar) |



Pre-set meters, mechanical or digital

Technical data

Connection 1/2" (F) BSP

| Part No | Model | Capacity | Maximum working pressure |
|---------|---|------------------------|--------------------------|
| 24797 | Mechanical pre-set hose end meter with rigid outlet tube 1/2" (F) BSP | 2 - 30 l/min free flow | 10 (100) MPa (bar) |
| 20422 | Digital hand meter pre-set with malleable hose, manual non-drip 1/2" (F) BSP Oil/Glycol | 0,8-30 l/min free flow | 10,0 (100) MPa (bar) |



Oil control valves, aluminium

Control valves made of aluminum with large flow capacity. Ball bearing swivel and built in strainer.

Technical data

Capacity 40 l/min free flow
 Maximum working pressure 10 (100) MPa (bar)
 Connection 1/2" (F) BSP

| Part No | Model |
|---------|--|
| 20305 | Oil control valve without outlet tube 1/2" (F) BSP |
| 20357 | Oil control valve, 60° pipe, manual non-drip nozzle 1/2" (F) BSP |
| 20377 | Oil control valve 90° hose manual non-drip 1/2" (F) BSP |
| 20376 | Oil control valve 90° hose automatic non-drip 1/2" (F) BSP |
| 20396 | Oil control valve 135° hose automatic non-drip 1/2" (F) BSP |
| 20316 | Oil control valve, straight hose, automatic non-drip nozzle 1/2" (F) BSP |



High volume hose end meter

High volume oil control valve for high flow of lubricants. Two-valve operation. Lockable trigger. Ball bearing swivel. Rigid outlet with semiautomatic non-drip nozzle.

| Part No | Capacity | Maximum working pressure | Connection |
|---------|--------------------|--------------------------|--------------|
| 24756 | 70 l/min free flow | 10 (100) MPa (bar) | 3/4" (F) BSP |
| 24757 | 70 l/min free flow | 10 (100) MPa (bar) | 3/4" (F) BSP |
| 24567 | 70 l/min free flow | 10 (100) MPa (bar) | 3/4" (F) BSP |
| 24568 | 70 l/min free flow | 10 (100) MPa (bar) | 3/4" (F) BSP |



Drip holsters

To protect hose end meters and control valves when not in use and to collect any drips.

| Part No | Model |
|---------|--|
| 29090 | Drip holster. Standard |
| 29086 | Drip holster with separate drip container. |
| 29096 | Drip holster with separate drip container. |
| 29055 | Drip holster for drums |



Distribution kit for drum with wall mounted pump

Consisting of pump 22810, hose reel 26432, hose end meter 20371 and fittings.

| Part No | Hose length |
|---------|-------------|
| 28330 | 2 m |
| 28331 | 4 m |
| 28332 | 6 m |



Distribution kit for drum with drum pump

Consisting of pump 22815, hose reel 26432, hose end meter 20371 and fittings.

| Part No | Hose length |
|---------|-------------|
| 28335 | 2 m |
| 28336 | 4 m |
| 28337 | 6 m |



Distribution kit

Air operated oil pump mounted on a bracket on the side on the container. The pump outlet is fitted with a shut off valve with hooked outlet nozzle (1,5m) for dispensing directly into measures or containers. **Note! Delivered without the container.**

| Part No | Model |
|---------|--|
| 28352 | Distribution kit IBC 1:1 pump 22800 with hose |
| 28353 | Distribution kit IBC diaphragm pump 22210 |
| 92126 | Bracket for pump |
| 9320120 | Suction hose 3/4" to IBC container. Length 700 mm. |



Distribution kit with hose end meter

Air operated oil pump mounted on a bracket on the side on the container. The pump outlet is fitted with a 3 metre 1/2" distribution hose and digital hose end meter 20371.

| Part No | Model |
|---------|---|
| 28354 | Distribution kit IBC 3:1 pump 22810 and meter |
| 28355 | Distribution kit IBC diaphragm pump 22210 and meter |
| 92126 | Bracket for pump |



Distribution kit with hose reel and hose end meter

Air operated oil pump mounted on a bracket on top of the container. Supplied with a 10 metre 1/2" hose reel 25132 and digital hose end meter 20371.

| Part No | Model |
|---------|--|
| 28356 | Distribution kit IBC 3:1 pump 22810 with hose reel and meter |
| 92128 | Bracket for a hose reel and pump |



Distribution kit with side mounted hose reel and hose end meter

Air operated oil pump mounted on a bracket on the side of the container. Supplied with a 10 metre 1/2" hose reel 25232 and digital hose end meter 20371.

| Part No | Model |
|---------|---|
| 28357 | Distribution kit IBC side mounting, |
| 2086100 | Bracket for pump and hose reel, for IBC |



Fresh oil tank in plastic with sheet metal protection 1.500 l, for indoor location

The tank is supplied with hose reel 26432, pump 22810, hose end meter 20371 and necessary hoses and connections. The tank must be installed according to valid rules.

| Part No | Model |
|----------|---|
| SPEC2307 | Fresh oil tank 1,500 l with 3:1 pump, hose reel and meter |
| 99430 | Tank kit Multi-Tank. |
| 99431 | Tank kit waste oil Multi-tank |
| 92095 | Uni-Tank 1500L |
| 92096 | Uni-Tank 1000L |



Deluxe mobile oil dispensers for 20 and 60 l drums

Consisting of a pump, fitted to the lid of a protective container, distribution hose and oil control valve. The container is mounted on a trolley fitted with two large rubber wheels and two swivel castors.

| Part No | For container | Dimension | Pump | Hose length |
|---------|---------------|---------------------|-------|-------------|
| 26016 | 60 l | 650 x 510 x 1280 mm | 22805 | 3 m |
| 25016 | 20 l | 400 x 400 x 800 mm | 22800 | 2 m |

26016



Mobile oil dispensers for 60 l drums

Consisting of an oil pump 22819, 3 metre 1/2" distribution hose with hose end meter and drum trolley.

| Part No | Dimension | Trolley | Meter |
|---------|---------------------|---------|-------|
| 22152 | 450 x 620 x 1200 mm | 28528 | 20371 |
| 22153 | 500 x 450 x 1250 mm | 28526 | 20371 |

22153



Mobile oil dispensers for 208 l drums

Consisting of an oil pump 22805, 3 metre 1/2" distribution hose with hose end meter and drum trolley.

| Part No | Trolley | Meter |
|---------|---------|-------|
| 22154 | 28645 | 20371 |
| 22155 | 28667 | 20371 |

22154



12 / 230V oil dispenser for 208 l drum

Ideal solution when compressed air is not available. Self priming gear type pump, sintered precision gears and cast iron body with integrated adjustable by-pass valve in the pump body. Includes: oil pump, suction hose, 3m hose, digital meter.

| Part No | Capacity | Motor | Voltage | Trolley |
|---------|-------------------|-------|----------|---------|
| 22170 | 9 l/min free flow | 600 W | 230 V AC | 28645 |
| 52413 | 4 l/min free flow | 200 W | 12 V DC | - |



Mobile oil dispensers for 208 l drums with hose reel

Consisting of an oil pump 22815, 10 metre 1/2" hose reel 26432 with hose end meter and drum trolley.

22158

| Part No | Dimension | Trolley | Meter |
|---------|---------------------|---------|-------|
| 22158 | 800 x 620 x 1200 mm | 28645 | 20371 |



Mobile oil dispenser with safety trolley

Consisting of an oil pump 22815, hose reel 26432 or outlet hose 3m with hose end meter 20371 and safety trolley in three variants.

22160

Technical data

Volume 220 l

| Part No | Model | Hose length |
|---------|---|----------------|
| 22157 | Mobile oil dispenser 208 l with safety trolley | 3 m |
| 22160 | Mobile oil dispenser 208 l with safety trolley | 10 m hose reel |
| 22161 | Mobile oil dispenser 208 l, heavy duty safety trolley with air tyres | 10 m hose reel |
| 22162 | Mobile oil dispenser 208 l, heavy duty safety trolley with solid wheels | 10 m hose reel |



Mobile oil dispenser

Air operated oil dispenser, comprising of a steel container with G2" (f) pump mounting thread, fitted with a compressed air connection and pressure gauge, Ø 30 mm filler hole, sight gauge and two Ø 100 mm wheels. Pre-load the container with compressed air 0,3-0,7 MPa (3-7 bar), and the dispenser can be used without permanent connection to air pressure. Max. admissible tank capacity is 3/4 of total capacity. Complete with 1,2 m hose and oil control valve 20316 or digital meter 20371.

21076

| Part No | Model | Dimension |
|---------|--|--------------------|
| 21076 | Air operated oil dispenser 24L with oil valve. | 350 x 380 x 780 mm |
| 21077 | Air operated oil dispenser 24L with meter | 350 x 380 x 780 mm |



Mobile oil dispenser

Mobile steel container with G2" (f) pump mounting thread, Ø 30 mm filler hole, sight gauge and two Ø 100 mm (4") wheels. Complete with hand operated oil pump, 1,2 m hose and with an outlet tube.

| Part No | Capacity | Dimension | Volume |
|---------|--------------|--------------------|--------|
| 21067 | 0,1 l/stroke | 350 x 380 x 780 mm | 24 l |



Mobile oil dispensers for 20 and 60 l drums

Trolley with chain for holding 60 l drums with two Ø 155 mm wheels. Pump delivered with 1,5 m outlet hose and hooked outlet nozzle.

21656

21507



| Part No | Capacity | Dimension | Pump | Trolley |
|---------|---------------|---------------------|-------|---------|
| 21656 | 0,25 l/stroke | 450 x 230 x 1200 mm | 21650 | 28528 |
| 21507 | 0,1 l/stroke | 450 x 230 x 1200 mm | 21506 | 28528 |

Mobile oil dispenser for 60 l drums with heavy duty trolley

Trolley with tubular drum support and a clamp screw for fixing the drum, two Ø 75 mm swivel castors and two Ø 200 mm wheels. Pump delivered with 1,5 m outlet hose (28569), shut-off valve and hooked outlet nozzle.

| Part No | Capacity | Dimension | Pump | Trolley |
|---------|---------------|---------------------|-------|---------|
| 21658 | 0,25 l/stroke | 500 x 450 x 1060 mm | 21650 | 28526 |



Mobile oil dispenser for 208 l drums

Consists of a hand operated oil pump, 1/2" oil hose (1,5m) with 135° angled spout, valve and drum trolley.

| Part No | Dimension | Pump | Trolley |
|---------|---------------------|-------|---------|
| 21504 | 450 x 620 x 1200 mm | 21503 | 28645 |



Oil dispenser for 208 l drums

Consisting of an oil pump 22815, 3 metre 1/2" distribution hose with hose end meter 20371.

| Part No |
|---------|
| 28340 |



Portable oil dispensers

Portable oil pump fitted to a 16 l container with carrying handle. Supplied with a 1,5 m hose and angled outlet tube.

| Part No | Capacity | Dimension | Weight (Gross) |
|---------|---------------|--------------------|----------------|
| 21574 | 0,04 l/stroke | 400 x 150 x 630 mm | 4,24 kg |
| 21578 | 0,1 l/stroke | 400 x 150 x 900 mm | 5,6 kg |
| 21670 | 0,25 l/stroke | 400 x 150 x 900 mm | 6,2 kg |
| 21066 | 0,1 l/stroke | 380 x 170 x 700 mm | 9,25 kg |
| 21065 | 0,13 l/stroke | 490 x 240 x 730 mm | 6,5 kg |



Oil dispensing valve for pump installation

The valve is mounted directly on the pump outlet. To be used for filling of measures and cans. **Note! Order pump separately!**

| Part No | Connection |
|---------|--------------|
| 24516 | 3/4" (M) BSP |



Oil bar

Oil dispensing bar for 1 to 4 products. Delivered with 1 valve 24509 for 1 product. Can be fitted with up to 4 valves for 4 different products.

| Part No | Model | Dimension | Connection |
|---------|--|--------------------|--------------|
| 24135 | Oil dispensing bar for 1 to 4 products | 460 x 300 x 580 mm | 1/2" (M) BSP |
| 24509 | Oil bar valve kit | | 1/2" (M) BSP |
| 54509 | Oil bar valve, stainless steel | | 1/2" (M) BSP |

24135



Rotary pump for oil

Rotary pump made of cast iron with Ø 26 mm outlet pipe and G2" (m) bung adapter.

| Part No | Capacity | Riser tube length | Pump tube | Weight (Gross) |
|---------|-------------------|-------------------|-----------|----------------|
| 21205 | 0,25 l/revolution | 900 mm | ø 32 mm | 8 kg |



Rotary pump for oil, water based fluids and other chemicals

For water based fluids and other chemicals. Made of PVC with Ø 27 mm outlet pipe and G2" (m) bung adapter.

| Part No | Capacity | Riser tube length | Pump tube | Weight (Gross) |
|---------|------------------|-------------------|-----------|----------------|
| 21200 | 0,3 l/revolution | 280-1030 mm | ø 44 mm | 1,95 kg |



Drum pump

For transfer of oil and non corrosive fluids from 60 l and 208 l drums. Made of aluminium and steel with nitrile seals, rigid outlet pipe, bung adaptor and telescopic suction tube. Capacity 0,45 l/ stroke approx. 16 l/min.

| Part No | Capacity | Riser tube length | Pump tube | Weight (Gross) |
|---------|---------------|-------------------|------------|----------------|
| 21012 | 0,45 l/stroke | 470-885 mm | ø 28/35 mm | 2,13 kg |
| 21013 | 0,45 l/stroke | 470-885 mm | ø 28/35 mm | 2,4 kg |



Drum pump

Medium pressure lever pump for high viscosity lubricants. For transfer of oil and non corrosive fluids from 20 l and 208 l drums. Made of steel with nitrile seal and rubber hose (1,5 m) with angled spout and valve. Suction tube diameter Ø 36 mm.

| Part No | Model | Capacity | For container | Pump |
|---------|--|--------------|---------------|-------|
| 21500 | Hand oil pump 20 L with outlet hose 0,1 l/ stroke | 0,1 l/stroke | 20 l | 21499 |
| 21506 | Hand oil pump 60L drum with outlet hose | 0,1 l/stroke | 60 l | 21505 |
| 21503 | Hand oil pump 208 l with outlet hose 0,1 l/ stroke | 0,1 l/stroke | 208 l | 21501 |
| 24599 | Outlet hose, 1,5M with 135° angled spout and valve | | | |



Medium pressure pump, without accessories

Hand pump for highly viscous oils or grease. For transferring oil and non-corrosive liquids. Made of steel with nitrile rubber gaskets. The pump can easily be adjusted between two modes for use with oil or grease. **Note! If the pump is used in "oil" mode to pump grease damage can occur to the pump mechanism.**

| Part No | Model |
|---------|--|
| 21499 | Hand Pump for oil / grease 20 L / 20 kg |
| 21505 | Hand Pump for oil / grease 60 L / 50 kg drum |
| 21501 | Handdriven pump for oil/grease 208l / 185kg drum |

21499



Gear oil pump for 20-25 l containers

Lift pump for high viscosity lubricants. For transfer of oil and non corrosive fluids from 20 to 25 l containers. Made of steel and plastic with nitrile seals, delivered with a rubber hose (1,5 m) with angled spout and valve. G2" (m).

| Part No | Capacity | For container |
|---------|--------------|------------------|
| 21023 | 0,2 l/stroke | 20-25 l |
| 21038 | 0,2 l/stroke | Exxon Mobil 20 l |

21023



Hand operated pumps

Pump with a telescopic (500-900 mm) suction tube. The lever can be mounted in different positions to change the stroke length and output. Delivered with a bung adapter G2" (m). Capacity 0,15 to 0,25 ls/stroke.

| Part No | Model |
|---------|--|
| 21650 | Handdriven drum pump 60-205L drum |
| 21652 | Hand pump 60-205L drum with outlet hose (1,5M) |
| 21662 | Hand pump 60-205L drum with hose and meter |
| 24599 | Outlet hose, 1,5M with 135° angled spout and valve |

21652

21662



Drum pumps

Wide range of hand-operated piston pumps in several models in different materials for the highest compatibility with different types of liquids. Delivered with telescopic suction tube, G2" and G1 1/2" bung adapter.

| Part No | Capacity | Colour |
|---------|---------------------|-------------|
| 21210 | 0,3 - 0,45 l/stroke | Black/blue |
| 21211 | 0,3-0,45 l/stroke | Black/green |
| 21130 | 0,5 l/stroke | Black/white |
| 21022 | 0,3 l/stroke | Black/blue |



21210

21130

21022

Hand operated diaphragm pump

For transfer of different fluids. The pump can be used for drums (with a special adapter kit included in 21221) or wall mounted. Lot of different fluids can be transferred, even contaminated fluids.

21221



| Part No | Model | Capacity |
|---------|--|--------------------|
| 21220 | Pump Hand-operated diaphragm pump for transfer of various liquids 25 l/min free flow | 25 l/min free flow |
| 21221 | Hand operated diaphragm pump (incl accessories). 25 l/min free flow | 25 l/min free flow |

Drum adapters and accessories

| Part No | Model |
|---------|---|
| 2310033 | Adapter Mauser (m) - Trisure (f) |
| 2310039 | Lid for IBC 160x7mm, 56x4 Trisure (f) |
| 2310045 | Bung adaptor DIN61-3/4"(f) |
| 28235 | Adapter G2" (f) -Trisure Ø 56 mm, pitch approx. 4 mm (m) |
| 28236 | Adapter G2" (f) -Multi adapter with locking screw Ø55-65 mm(f) |
| 28234 | Adapter G2" (f) -Midland |
| 28238 | Adapter G2" (f) - Mauser Ø 70 mm, pitch approx. 6 mm (m) |
| 28239 | Adapter G2" (f) - Berg Ø 53 mm, pitch approx. 3,5 mm (f) |
| 2310035 | Adapter G2" (f) - DIN 70 (f) pitch approx. 6 mm |
| 2310034 | Adapter G2" (f) - DIN 61 (f) pitch approx. 5 mm (IBC) |
| 2310037 | Adapter G3/4" (f) - Trisure Ø 56 mm, pitch 4 mm (m) |
| 2310038 | Adapter G3/4" (f) - DIN 70 (f) pitch approx. 6 mm |
| 28339 | Adapter DIN 61 suits the most IBC containers - Hose tail 25 mm (1") |
| 2310044 | Adapter G2" (f) - DIN 63 (f) |
| 2310043 | Lid for IBC Ø160mm G2"(f) |



Hand operated pumps

| Part No | Riser tube length | Material |
|---------|-------------------|---------------|
| 21027 | 1000 mm | Nylon 6 |
| 21047 | 500 mm | Nylon 6 |
| 21028 | 1000 mm | Polypropylene |
| 21048 | 500 mm | Polypropylene |

21028
2104821027
21047

Manual syphon pumps

| Part No | Capacity | For container | Riser tube length |
|---------|-----------------------|---------------|-------------------|
| 21230 | ~6,5 l/min free flow | 25 l | 390 mm |
| 21232 | ~18,5 l/min free flow | 208 l | 850 mm |



21230



21232

Battery operated pump

For transferring non-corrosive liquids. Simple push button operation, capable of pumping approx. 9 l/min. Ideal for transferring fluids from drums and 20 l jerry cans/ containers, etc. as well as being suitable for diesel, light oils, water. Total length of the pump is 580 mm, suction tube of 380 mm & discharge hose of 600 mm. Powered by 2 'D' sized batteries.

| Part No |
|---------|
| 21235 |



Electrical transfer pump

For transfer of non corrosive fluids from drums or tanks. The pump can be use for the following fluids: diesel, mineral and synthetic oil, motor oil, antifreeze, water based fluids, etc. The pump include complete kit of accessories.

| Part No | Capacity | Motor | Voltage |
|---------|--------------------|-------|---------------|
| 53725 | 40 l/min free flow | 224 W | 230 50Hz V AC |
| 53727 | 35 l/min free flow | 135 W | 24 V DC |



12/24V Battery operated oil pump

An ideal solution when there is no access to compressed air. Self-priming gear pump with sintered precision gears, pump housing in cast iron with integrated adjustable overflow valve in pump housing. Integrated fuse, operating interval max 30 minutes

Technical data

| | |
|--------------------------|---------------------|
| Capacity | 5,5 l/min free flow |
| Inlet | 3/4" (F) BSP |
| Outlet | 1/2" (F) BSP |
| Maximum working pressure | 1,2 (12) MPa (bar) |
| Motor | 200 W |
| IP | 55 |

| Part No | Voltage |
|---------|---------|
| 52412 | 12 V DC |
| 52424 | 24 V DC |



Suction pumps

For filling and emptying of small containers, gear boxes etc.

| Part No | Volume |
|---------|---------------------|
| 21040 | 500 cm ³ |
| 21044 | 800 cm ³ |



Hand pump

Simple hand pump. The nozzle is pressed against the fitting. Made of zinc coated steel.

| Part No | Dimension | Volume |
|---------|---------------|---------------------|
| 21019 | Ø 44 x 245 mm | 150 cm ³ |



Lever hand pump

Outlet tube with hydraulic coupling included.

| Part No | Capacity | Dimension |
|---------|-------------------------|-------------------|
| 21046 | 1,8-2,0 cm ³ | 310 x 160 x 90 mm |



Drum taps

| Part No | Thread | Material |
|---------|--------------|-----------------|
| 24506 | 2" (M) BSP | Aluminium |
| 24626 | 3/4" (M) BSP | Brass |
| 24580 | 3/4" (M) BSP | Stainless steel |

24506



24626



24580



Drum taps in plastic

| Part No | Model |
|---------|--|
| 24517 | Drum tap DIN45 mm, pitch 4 mm |
| 24579 | Drum tap Ø34 mm, pitch 3 mm |
| 24593 | Drum tap thread 56x4 mm, Trisure |
| 24594 | Drum tap DIN71 mm, pitch 6 mm |
| 24595 | Drum tap DIN63 mm, pitch 4 mm |
| 24596 | Drum tap DIN61 mm, pitch 6 mm |
| 24628 | Drum tap, made of brass DIN71 mm, pitch 6 mm |
| 24629 | Drum tap, made of brass DIN61 mm, pitch 6 mm |

24517



24579



24593



24595



24628



24594 / 24596



Oil cans

| Part No | Model | Volume |
|---------|--|---------|
| 21614 | Oil can, flexible outlet tube, metal 0,30 l | 0,3 l |
| 21613 | Oil can, dual pump, works upside down 0,30 l | 0,3 l |
| 21615 | Oil can, flexible metal hose 200 mm 0,30 l | 0,3 l |
| 21616 | Oil can, brush nozzle 0,30 l | 0,3 l |
| 21646 | Oil can, multi purpose, lockable nozzle, 0,125 l | 0,125 l |
| 21647 | Oil can, multi purpose, lockable nozzle, 0,25 l | 0,25 l |
| 21648 | Oil can, multi purpose, lockable nozzle, 0,5 l | 0,5 l |

21613



21615



21614



21648

21646



21647



21616



Plastic measures

Measuring jugs with handle, made of polyethylene, resistant to oil, gasoline and chemicals.

| Part No | Volume |
|---------|--------|
| 21625 | 1,0 l |
| 21626 | 2,0 l |
| 21657 | 3,0 l |
| 21627 | 5,0 l |



21625

21626

21627

Tin measures

Measuring jugs with handle, made of tinned metal, resistant to oil, gasoline and chemicals.

| Part No | Volume |
|---------|--------|
| 21637 | 1,0 l |
| 21638 | 2,0 l |
| 21667 | 5,0 l |
| 21668 | 10,0 l |
| 21669 | 20,0 l |



Calibration measure

Used for calibration of meters.

| Part No | Volume |
|---------|--------|
| 4342000 | 2 l |



Graduated measures

Measures moulded from high quality plastic in various sizes.

| Part No | Model |
|---------|--|
| 21609 | Graduating measuring jugs set of 6 pcs |
| 21710 | 1L Measuring jug |
| 21711 | 2L Measuring jug |
| 21712 | 3L Measuring jug |
| 21713 | 5L Measuring jug |



Oil containers

Container with handle, made of polyethylene. Filling hole with lid and capped nozzle.

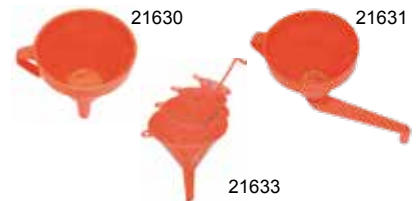
| Part No | Volume |
|---------|--------|
| 21644 | 6 l |
| 21666 | 11 l |



Funnels

Funnels with handle, made of chemical resistant polyethylene with splash rim and removable brass strainer.

| Part No | Volume |
|---------|-------------|
| 21630 | 1,3 l |
| 21631 | 1,3 l |
| 21633 | 0,05-0,27 l |



Anti-splash funnel

| Part No | Dimension |
|---------|-----------|
| 21632 | Ø 190 mm |
| 21605 | Ø 230 mm |



Garage funnel

| Part No | Model | Dimension |
|---------|---|-----------|
| 21606 | Garage funnel 300 mm with a strainer. | 300 mm |
| 21607 | Garage funnel 300mm with a diesel/water separator filter. | 300 mm |



21606 / 21607

Tin funnels

Funnels with handle, made of tinned metal, resistant to oil, gasoline and chemicals.

| Part No | Dimension |
|---------|-----------|
| 21628 | Ø 160 mm |
| 21629 | Ø 200 mm |
| 21634 | L=300 mm |



21628

21634

21629

Garage kit

Includes the most commonly used measures, funnels, 11L container and oil drainer.

| Part No |
|---------|
| 21610 |



Air treatment units

| Part No | Model | Type | Connection |
|---------|--|---------------------|--------------|
| 42103 | FR-Unit with valve 1/4" (F) BSP | 42009, 42107, 42110 | 1/4" (F) BSP |
| 2026154 | Bracket for 42103 on 22750, 22760, 22850 | | |
| 2226156 | Hose air 0,15MxØ8mm, push-in coupling 1/4"(f) 90° - push-in coupling 1/4"(f) 90° | | |

2026154

42103



2226156



Air line hoses

For connection from pipeline to pump. PUR hose max. working pressure 1.5 MPa (15 bar), push-in connectors with male thread.

| Part No | Dimension | Thread | Length |
|---------|---------------------|-------------------------|--------|
| 48101 | 8 (5/16") mm (inch) | 1/4" - 1/4" (M)-(M) BSP | 1,5 m |
| 48102 | 8 (5/16") mm (inch) | 1/4" - 1/4" (M)-(M) BSP | 3 m |
| 48105 | 12 (1/2") mm (inch) | 1/2" - 1/2" (M)-(M) BSP | 1,5 m |
| 48106 | 12 (1/2") mm (inch) | 1/2" - 1/2" (M)-(M) BSP | 3 m |

48101



Bung adapters

With split collar. G2" (m) thread for drum or drum covers.

| Part No | Model | Pump | Pump tube |
|---------|-----------------------------|---|-----------|
| 28585 | Bung adaptor G2"(m)-Ø32(f) | 22710, 22715, 22760, 22762 | Ø 32 mm |
| 28594 | Bung adaptor G2"(m)-Ø34(f) | 22810, 22815, 22819 | Ø 34 mm |
| 28587 | Bung adaptor G2"(m)-Ø35(f) | | Ø 35 mm |
| 28595 | Bung adaptor G2"(m)-Ø50(f) | 22700, 22705, 22720, 22725, 22750, 22752, 22772 | Ø 50 mm |
| 28592 | Bung adaptor G2"(m)-Ø52(f) | 22800, 22802, 22805, 22820, 22825, 22850, 22852 | Ø 52 mm |
| 2125753 | Bung adaptor G2"(m)-Ø54(f) | 22770, 22775 | Ø 54 mm |
| 29057 | Dust cover for drum adapter | | |



Pump brackets

| Part No | Model |
|---------|--|
| 28524 | Wall bracket pump mounting thread G2" (f). |
| 28506 | Floor bracket pump mounting thread G2" (f). |
| 28670 | Wall bracket for 4,5" and 6" heavy duty pumps |
| 28671 | Floor bracket for 4,5" and 6" Heavy duty pumps |
| 28553 | Wall bracket for diaphragm pump 1/2" |
| 28552 | Wall bracket for 1" diaphragm pump. |
| 92126 | Bracket for pump |
| 92128 | Bracket for a hose reel and pump |



Drum cover protection (208 l drums)

| Part No | Capacity | Dimension | Quantity |
|---------|----------|-----------|----------|
| 34007 | 50 l | Ø 560 mm | 25 pce |
| 34008 | ~2 l | Ø 560 mm | 1 pce |



Pressure relief valve

For protection of equipment against system pressure increase due to thermal expansion. (1 °C increase in temperature can cause 1,0 MPa, 10 bar increase in system pressure). Our 3:1 and 5:1 oil pumps are fitted with a pressure relief valve as standard.

| Part No | Model |
|---------|--|
| 28623 | Pressure relief valve opening pressure 60 Bar |
| 28625 | Pressure relief valve 60bar brass |
| 28629 | Banjo fitting, steel G 3/4" (utv. / inv.) och G1/4" (inv.) (F)-(M) BSP |
| 28642 | Safety Kit for preventing overpressure, brass |
| 28673 | Safety Kit for preventing overpressure, steel |



Pressure relief hoses

To connect a pressure relief valve to a container.

| Part No | Dimension | Length | Connection |
|---------|-----------------------|--------|-----------------------|
| 28637 | 6,35 (1/4") mm (inch) | 1,5 m | 6,35 mm |
| 28638 | 6,35 (1/4") mm (inch) | 3,0 m | 1/8" 1/4" (F)-(M) BSP |



28637

28638

Distribution hoses for oil

Nitrile rubber hoses, 1/2" i.d. steel braided, PN 13,8 MPa (138 bar), swaged couplings G1/2" swivelling nuts, incl. two connection adapters, G1/2" (m) - G3/4" (m).


| Part No | Thread | Length |
|---------|-----------------------|--------|
| 28009 | 1/2" 3/4" (F)-(M) BSP | 2 m |
| 28010 | 1/2" 3/4" (F)-(M) BSP | 3 m |
| 28011 | 1/2" 3/4" (F)-(M) BSP | 4 m |
| 28012 | 1/2" 3/4" (F)-(M) BSP | 5 m |
| 28013 | 1/2" 3/4" (F)-(M) BSP | 6 m |
| 28015 | 1/2" 3/4" (F)-(M) BSP | 8 m |
| 28017 | 1/2" 3/4" (F)-(M) BSP | 10 m |
| 28019 | 1/2" 3/4" (F)-(M) BSP | 15 m |



Connection oil hoses

Connection hose, steel braided, swaged couplings with swivelling nuts and adapter.

| Part No | Dimension | Thread | Length |
|---------|---------------------|----------------------|--------|
| 28078 | 25 (1") mm (inch) | 1" (F)-(M) BSP | 1,0 m |
| 28080 | 25 (1") mm (inch) | 1" 90° (F)-(M) BSP | 1,0 m |
| 28079 | 19 (3/4") mm (inch) | 3/4" 1" (F)-(M) BSP | 1,5 m |
| 28272 | 19 (3/4") mm (inch) | 3/4" 90° (F)-(M) BSP | 2,5 m |
| 28090 | 50 (2") mm (inch) | 2" (F)-(F) BSP | 0,7 m |



28078

28080

28079

28090

Drum suction attachments

Riser tube with foot valve and G2" bung adapter, hose 3/4" i.d., with swaged couplings G3/4" swivelling nut incl. adapters, G3/4" (m). Suction tube diameter for 28310 and 28311 Ø 42 mm.

| Part No | Model | Dimension | Hose length | Riser tube length |
|---------|---|---------------------|-------------|-------------------|
| 28310 | Riser tube 1,08 m with foot valve. Oil/Glycol | 19 (3/4") mm (inch) | 2 m | 1,08 m |
| 28311 | Riser tube 1,7 m with foot valve. | 19 (3/4") mm (inch) | 2 m | 1,7 m |
| 28321 | Suction hose 5 m with foot valve | 25 (1") mm (inch) | 5 m | |



Telescopic suction tube

Technical data

Material Steel
 Connection 3/4" (M) BSP

| Part No | Length |
|---------|--------------|
| 28420 | 600-1085 mm |
| 28421 | 1062-2012 mm |



Oil filters

For mounting in pipe lines to prevent damage due to contamination. Body of aluminium.

| Part No | Model | Thread | Maximum pressure | Filtration |
|---------|-------------------------|--------------|------------------|------------|
| 24661 | Oil filter 3/4" (F) BSP | 3/4" (F) BSP | 6 (60) MPa (bar) | 20 µm |
| 24662 | Oil filter 3/4" (F) BSP | 3/4" (F) BSP | 6 (60) MPa (bar) | 10 µm |
| 2345892 | Cartridge for 24661 | | | 20 µm |
| 2345893 | Cartridge for 24662 | | | 10 µm |



Oil strainers

For mounting in pipe lines to prevent meters being damaged due to contamination. Washable cartridge of stainless steel. Max 5 MPa (50 bar).

| Part No | Thread | Material | Filtration |
|---------|-----------------------|-----------------|------------|
| 28022 | 1/2" (F) BSP | Stainless steel | 400 µm |
| 28059 | 3/4" (F) BSP | Stainless steel | 400 µm |
| 24583 | 3/4" 1/2" (F)-(F) BSP | Aluminium | 25 µm |



Hose storage rack

Designed for max. 30 m x 1/2"-hose, made of galvanized steel. Two fixing holes Ø 6 mm for wall mounting. Dimensions: approx. 200 x 300 x 120 mm (W x H x D).

| Part No |
|---------|
|---------|

| |
|-------|
| 28251 |
|-------|




Hose storage brackets

| Part No | Model |
|---------|-------|
|---------|-------|

| | |
|------|-----------------------|
| 6027 | Hose storage bracket. |
|------|-----------------------|

| | |
|-------|---|
| 28185 | Hose bracket. To keep the hose close to the wall. |
|-------|---|

| | |
|-------|---|
| 28325 | Bracket to keep the waste oil hose off the floor. |
|-------|---|



Level gauge

Level gauge with a litre scale for exact measurement of all types of fluids in drums. The gauge fits in the 3/4" hole of the drum. Easy to install.

| Part No |
|---------|
|---------|

| |
|-------|
| 29120 |
|-------|



3 Waste oil

| | |
|--|----|
| Air operated suction & waste oil pumps | 58 |
| Accessories | 60 |
| Vacuum systems | 61 |
| Spring operated hose reels for waste oil suction | 62 |
| Pit waste oil equipment..... | 63 |
| Equipment for pits..... | 64 |
| Mobile waste oil units | 64 |
| Waste oil equipment | 66 |
| Suction units and drain pans | 68 |
| Vacuum pump..... | 70 |

Suction & waste oil pumps 1:1 & 5:1

Double acting, air operated oil pumps for non-corrosive liquids, waste oil etc. For wall or floor installation. The pumps are designed to create maximum vacuum and will not rush when there is no liquid in the suction side. Recommended when you can't control the pumping process or when using suction probes. In other cases use the standard oil pumps (Refer to the oil section). Bung adapter G2" (m) included (part no 28595).

Technical data

| | |
|-----------------------------|--------------------|
| Air connection | 1/4" (F) BSP |
| Maximum air pressure | 1,0 (10) MPa (bar) |
| Inlet | 1" (F) BSP |
| Outlet | 3/4" (F) BSP |

| Part No | Ratio | Capacity |
|---------|-------|--------------------|
| 22802 | 1:1 | 18 l/min free flow |
| 22875 | 5:1 | 38 l/min free flow |

22802



22875



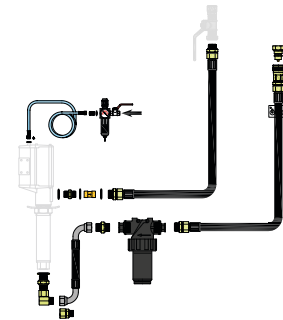
Wall mounted pump installation kit

Components for a wall mounted air operated oil pump, non return valve (28295) included. NOTE! Pump not included. Select a pump 22800, 22802 or 22575.

Information

Air line hose 1/4" L= 1,5 m
 Outlet hose 3/4" L= 1,5 m
 Suction hose 1" L= 2 m

| Part No | Model |
|---------|---|
| 99631 | Installation kit waste oil for wall mounted air operated pump |
| 99731 | Installation kit waste oil for wall mounted air operated pump and strainer 29300 (excl FRL) |



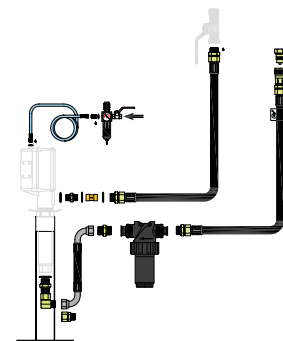
Floor mounted pump installation kit

Components for a floor mounted air operated oil pump, non return valve (28295) included. NOTE! Pump not included. Select a pump 22800, 22802 or 22575.

Information

Air line hose 1/4" L= 1,5 m
 Outlet hose 3/4" L= 1,5 m
 Suction hose 1" L= 2 m

| Part No | Model |
|---------|--|
| 99632 | Installation kit waste oil for floor mounted air operated pump and strainer 29300 |
| 99732 | Installation kit waste oil for floor mounted air operated pump and strainer 29300 (excl FRL) |



Air operated diaphragm pump 1:1

Transfer pump for connection to bulk tank or drum. Air operated double diaphragm for transferring various fluids.

Technical data

| | |
|-----------------------------|-------------------|
| Air connection | 3/8" (F) BSP |
| Maximum air pressure | 0,8 (8) MPa (bar) |

| Part No | Capacity | Inlet | Outlet |
|---------|---------------------|------------|------------|
| 22320 | 100 l/min free flow | 1" (F) BSP | 1" (F) BSP |
| 22332 | 200 l/min free flow | 1" (F) BSP | 1" (F) BSP |

22320



Magnetic feet, rubber covered

| Part No | Model |
|---------|--|
| 98876 | Magnetic oil resistant feet, rubber covered. |

98876



Wall mounted diaphragm pump installation kit

Components for a wall mounted air operated diaphragm pump, non return valve (28295) and strainer included. NOTE! Pump not included.

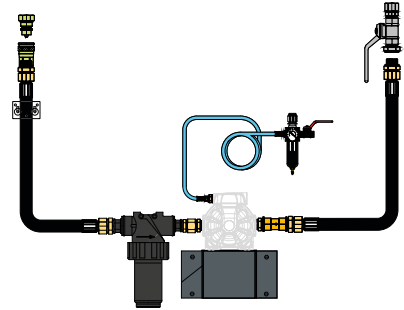
Information

Air line hose 1/4" L= 1,5 m

Outlet hose 3/4" L= 1,5 m

Suction hose 1" L= 2 m

| Part No | Model |
|---------|---|
| 99662 | Installation kit waste oil wall mounted air operated diaphragm pump 1" and strainer |
| 99762 | Installation kit waste oil wall mounted air operated diaphragm pump 1" and strainer (excl FRL unit) |



Waste oil suction kit with suction probes and hose reel (6 m)

Complete kit to drain waste oil using probes. The kit includes the following: hose reel CRK, suction pump 22802, wall bracket, quick coupling with suction probes 2295014, suction strainer with vacuum gauge and air quick coupling. Capacity when using Ø 8 mm suction probe (engine oil +60 °C): 2 l/min.

| Part No | Model |
|----------|------------------------------|
| SPEC6044 | Waste oil suction unit |
| 2295014 | Probe kit with probe holder. |



Waste oil suction unit with probe kit

Stationary waste oil suction unit with air operated piston pump. The unit is installed at the service bay and enables the cleanest method of waste oil collection. An air operated piston pump sucks out the waste oil and transfers it directly to a remote storage tank. Waste oil is sucked out through a probe or connector inserted in place of the oil dip stick. Suction hose length 4 m. Dimensions: 1400 x 500 x 280 mm.

| Part No |
|---------|
| 39715 |



Stainless steel waste oil sink

For wall mounting. With splash protection and mesh grille for placing old oil filters for draining. The sink is installed together with connection kit 99631 and 3-way valve 30101069, not included in 24215.

| Part No | Thread |
|---------|--------------|
| 24215 | 3/4" (F) BSP |



Non return valve

| Part No | Thread |
|---------|------------------|
| 28345 | 1/2" (F)-(F) BSP |
| 28295 | 3/4" (F)-(F) BSP |



Bracket

| Part No | Model |
|---------|---|
| 28325 | Bracket to keep the waste oil hose off the floor. |



Suction strainer for waste oil

The polypropylene strainer housing is resistant to most fluids used in a modern car workshop and equipped with a 32 mesh stainless steel filter cartridge. (Equivalent to ~0.6 mm perforations). The filtration is sufficient to prevent harmful particles from entering the pump and the washable strainer should be cleaned regularly to remove any contamination. The two 1/4 BSP (f) threads on the top of the strainer can be used to attach vacuum gauges. The strainer is delivered without a hole down to the strainer chamber. When attaching a vacuum gauge a \varnothing 3 mm hole must be drilled in the bottom of the 1/4 BSP port. Attaching two vacuum gauges will indicate the pressure drop over the cartridge.

Technical data

| | |
|---------------------------------|----------------------|
| Thread | 1 1/4" (F) BSP |
| Maximum working pressure | 2,0 (20) MPa (bar) |
| Maximum temperature | 80 °C |
| Vacuum level | 100 % |
| Filtration | 500 μ m |
| Packaging LxWxH | 0,28 x 0,15 x 0,18 m |
| Weight (Gross) | 0,85 kg |

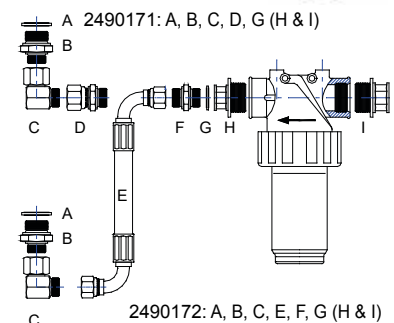
| Part No | Model |
|---------|---|
| 29300 | Suction Strainer for waste oil. |
| 2326013 | Vacuum Gauge. |
| 1988211 | Lock nut for gauge. |
| 2390169 | Filter for 29300 32Mesh |
| 2390178 | O-Ring 75,2X5,33 for 29300 |
| 2490171 | Installation kit for waste oil filter (29300) |
| 2490172 | Installation kit for waste oil filter (29300) is installed remote from the pump, hose is incl. in the kit |

29300

G1"inv.



2326013



Valve 4-way

It simplifies plumbing, and allows the use of one pump to pull and push waste fluids on / off their storage tank with the swing of a handle.

Technical data

| | |
|-------------------------|--------------------|
| Maximum pressure | 1,5 (15) MPa (bar) |
| Seals | FKM / Viton® |
| Material | Aluminium |
| Connection | 1" (F) BSP |

Part No

28329



Automatic vacuum unit for up to 8 work places in simultaneous use

High Vacuum automatic unit for use in centralized waste oil suction systems in large vehicle maintenance workshops. The unit is easy to install and does not require any special on site adjustments. It simply requires connecting to a compressed air supply (8 bar maximum pressure) and to a 400 V power supply, once the unit is connected to the waste oil storage tank pipeline and the vacuum line.

- Vacuum reservoir is discharged by pressure once it is full with waste oil.
- The unit includes two level sensors that control the automatic discharge of the reservoir to a remote storage tank. Once the discharge is completed, the unit automatically generates the optimal vacuum conditions again.
- Maximum vacuum in reservoir: 99%.
- Electronic control board for controlling main functions and manual discharge knob.
- 500 l vacuum reservoir that is automatically discharged to the storage tank. Automatic start/stop by pressure control.

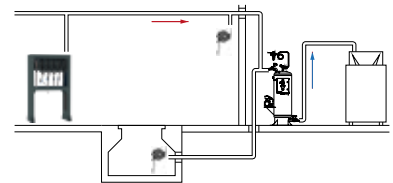
The units are designed and manufactured for use with waste oil only.

Technical data

| | |
|------------------|-------------------|
| Dimension | 1200x1050x2100 mm |
| Motor | 0,75 kW |
| Voltage | 400 V AC |

Part No

29736



Docking station for automatic emptying

For easy emptying of waste oil drainers. The drainer is docked into the station and when the user presses a button, an automatic evacuation of the fluid is performed. Fast, easy and spill free.

Technical data

| | |
|-----------------------|----------------------|
| Air connection | 6 (1/4") Ø mm (inch) |
| Voltage | 24 V DC |
| Connection | 3/4" (F) BSP |

Part No Model

| | |
|-------|--------------------------------|
| 39080 | Docking station Waste Oil |
| 39081 | Docking part Waste Oil Trolley |



Spring operated hose reels for waste oil suction

Delivered with handle for quick connection/ change of the probes.

| Part No | Dimension | Hose length | Connection |
|---------|---------------------|-------------|------------------|
| 34462 | 16 (5/8") mm (inch) | 6 m | 1/2" (F)-(M) BSP |
| 34452 | 16 (5/8") mm (inch) | 6 m | 1/2" (F)-(M) BSP |
| 34464 | 16 (5/8") mm (inch) | 6 m | 1/2" (F)-(M) BSP |

34462



34452



34464

Accessories for waste oil suction

Note! For optimum capacity, always choose the largest diameter and the shortest possible length of hose!

| Part No | Model |
|-----------|---|
| 2295014 | Probe kit with probe holder. |
| 2295104 | Hose Waste Oil 0,7Mx1/2" Complete with Suction Strainer |
| 2295018 | Suction hose with probe connection |
| 29312 | Suction Strainer to be connected between the hose reel |
| 737959 | Suction Probe Ø8X6 L1300 |
| 120151920 | Mercedes adaptor for waste oil |

2295014



737959

2295104



29312



2295018



120151920



Waste oil arm with 5:1 pump

An effective and spill free solution where the pump, filter and bowl travels on a suspended rail in the pit and is folded away when not in use. Pneumatic adjustment of the bowl and pump for emptying the waste oil. Bowl dimension 770 x 375 mm (approx. 45 l). Connected with quick couplers.

| Part No | Model |
|---------|--|
| 39710 | Waste oil collection bowl with 5:1 pump for rail system |
| 2395069 | Quick connector kit, for waste oil and air. Designed to be fitted to 39710 and 39711 |
| 2395080 | Pit rail kit with rail (4 metres) and wall brackets for 39710 and 39711. |
| 39711 | Waste antifreeze collection bowl (painted green) on rail with 5:1 pump |
| 2395140 | Quick coupler kit for 39711 |
| 99390 | Bracket kit prefab pits |



Waste oil bowl in pit

This system is designed for use in lubrication pits but can also be used with lifts. The collector arm is connected to the drain bowl (24555). Oil is gravity fed into a 25 l tank with a float switch, which controls the air supply to the discharge pump. When maximum level is reached in the 25 l tank the air operated pump starts and the waste oil is pumped to a remote container tank.

| Part No | Capacity | Dimension | Connection |
|---------|----------|-------------|----------------|
| 24555 | ~18 l | 700X250 mm | 1 1/2" (F) BSP |
| 24549 | ~50 l | 1000X400 mm | 1 1/2" (F) BSP |



Automatic emptying unit

The automatic emptying unit consists of a 25 l collector tank with float switch and an air operated (1:1) transfer pump with wall bracket and all necessary oil and air line accessories.

| Part No | Air connection | Inlet | Outlet |
|----------|----------------|----------------|--------------|
| SPEC6011 | 1/4" (F) BSP | 1 1/2" (F) BSP | 3/4" (F) BSP |



Waste oil unit for pit use

With adjustable wheels for mounting on pit rails. The unit can be emptied by a pump system, 29068 must be fitted with a quick coupling set (29108) for easy connection of the discharge hose.

39068



| Part No | Model | Dimension | Volume | Weight (Gross) |
|---------|--|--------------------------|--------|----------------|
| 39068 | Waste oil unit for pit. Volume 90 litre | 1030-1450 x 810 x 460 mm | ~90 l | 38,33 kg |
| 29108 | Quick coupling kit. Used when waste oil unit (39075 or 39068) emptied using discharge pump | | | |

Information about waste oil containers

Waste oil units for gravity collection of motor and gear oil into a 20 l bowl. All units can be used underneath lifts or in pits. The unit can be discharged by gravity, air pressure or be emptied by a pump on the unit or externally placed. Discharged by air pressure is carried out through a 2 m hose with the unit connected to a tyre inflator. A safety valve ensures that the pressure never exceeds 0,5 bar. Some of the units can be used for pneumatic suction through suction probes. Vacuum is generated by an ejector on the unit, driven by 7 - 10 bar air pressure. Once the vacuum is generated they can be used without being connected to the airline. Some models are fitted with a transparent 10 l container, to measure the volume of oil evacuated. Vacuum units are delivered with a probe kit comprising a probe holder, Mercedes adapter, VAG adapter, BMW adapter, two plastic probes 700 mm long Ø 6 and 8 mm, two metal tubes 700 mm long Ø 5 and 6 mm and a 1.200 mm long plastic probe Ø 8 mm. All units are suitable for all non-corrosive fluids. NOTE! Do not use for volatile or highly inflammable liquids like petrol (gas).

100 l Capacity waste oil container with a unique bowl design

The container is fitted with an asymmetric swivelling bowl with a specially designed anti splash mesh. The top of the container has a fixed tray for tools, washers, oil plugs etc. The base has a special outlet hose holder.

| Part No | Model |
|---------|---|
| 39505 | Waste oil container 100 l. Standard. |
| 39507 | Waste oil container 100 l with ejector and suction probes. |
| 39508 | Waste oil container 100 l with ejector, suction probes and 10 l transparent vacuum chamber. |
| 39517 | Waste oil container 100 l with ejector and suction probes, without a bowl. |
| 39506 | Waste oil unit 100 L with suction pump 1:1 and strainer |



70 l Capacity waste oil container with a bowl

Small efficient unit, just what you need, perfect for the small garage. Accessories are the same as for the 100 l unit.

| Part No | Model |
|---------|---|
| 39405 | Waste oil container. Standard 70 l. |
| 39407 | Waste oil container 70 l with ejector and suction probes. |
| 39408 | Waste oil container 70 l with ejector suction probes and 10 l transparent vacuum chamber. |
| 39417 | Waste oil container 70 l with ejector and suction probes without a bowl. |
| 39406 | Waste oil unit 70 L with suction pump 1:1 and strainer |



24 l Mobile waste oil suction unit

24 L capacity waste oil suction unit with 2 m oil suction hose. When the vacuum is charged up in the container it can be used without air connection.

| Part No |
|---------|
| 39049 |



70 l Mobile waste oil unit for motorbikes

70 L capacity waste oil unit with a low bowl for motor bikes. The unit can be discharged by gravity or air pressure.

| Part No | Volume |
|---------|--------|
| 39552 | 70 l |



65 l Waste oil container with a flex bowl

Can be used under lifts, when the vehicle is on the floor. Suitable for all non-corrosive liquids. The container is emptied by compressed air using a tire pressure gauge. A safety valve ensures that the pressure never exceeds 0,5 bar.

| Part No | Model |
|---------|--|
| 39430 | Waste oil container 65L with a folding bowl. |



Accessories for the 395 and 394 series units

| Part No | Model |
|---------|---|
| 2295014 | Probe kit with probe holder. |
| 737959 | Suction Probe Ø8X6 L1300 |
| 2295015 | Transparent vacuum chamber with ejector and suction hose. |
| 2295016 | Vacuum Pump with Suction Hose |
| 2295117 | Quick coupling kit |
| 29310 | Waste oil filter (32 mesh) G3/4" (m), 3/4" (M) BSP 550 µm |
| 2490310 | Accessorykit for 29310 |
| 2085478 | Quick coupler G3/4" (f), fits older standard in plastic |



Draining pumps for the 395 and 394 Series units

| Part No | Model |
|---------|--|
| 29320 | Pump kit 1:1 for waste oil drainer emptying |
| 29325 | Pump kit 1:1 for vehicle waste oil extraction and drainer emptying |



Waste oil bowl for drums

Waste oil bowl, with adjustable bung adapter, G2" (m), suitable for mounting in a 208 l or 60 l drum. Ø 480 mm.

| Part No | Volume | Height |
|---------|--------|---------|
| 26502 | ~20 l | ~600 mm |



Low level mobile drainer. Units with 20 l to 200 l capacity

Gravity drain collection unit which is discharged using a wall mounted pump kit and quick coupling set.

| Part No | Dimension | Volume |
|---------|-----------------|--------|
| 39077 | 1450X820X360 mm | 200 l |
| 39075 | 1250X610X260 mm | ~95 l |
| 39073 | 770X470X130 mm | ~20 l |



Collection and refilling unit for coolants

Suitable for draining and refilling the same liquid after completing the service. Consists of a low level waste oil unit (39075), liquid pump (22820), valve (20396), strainer (28303) and filter rug (29138).


| Part No | Dimension | Volume |
|---------|-----------------|--------|
| 39004 | 1250X610X260 mm | ~95 l |



Filter rug

30 mm (1 1/4") thick, for use in waste oil bowls to prevent splatter and contamination entering the discharge pump.

| Part No | Model |
|---------|---|
| 29138 | Filter Rug 400x1200x30 mm for 39004 & 39075 |
| 1018095 | Cellfoam filter 650x290x30 mm for 39710, 39711 with 30 l bowl |
| 1018096 | Cellfoam filter 650x365x30 mm for 39710, 39711 with 45 l bowl |



Low mobile drainer with built in emptying pump

Gravity drain collection unit which is discharged using a built-in 5:1 pump 22875.

| Part No | Dimension | Volume |
|---------|-----------------|--------|
| 39076 | 1250X610X260 mm | ~95 l |
| 39079 | 1450X820X360 mm | 200 l |

39076



39079



Hand operated suction unit

For evacuating up to 4 l of liquid using a pre-pumped vacuum. Ideal for evacuating motor oil from lawnmowers, or other liquids from hard-to-access areas. The container can be emptied into a collection tank after the pump is disconnected. Container, hose and suction probe made of high-quality plastic, pump tube and control valve made of brass. With vacuum meter. Max liquid temperature +30 °C. Weight 1,4 kgs.

| Part No | Pump | Volume | Vacuum level | Weight (Gross) |
|---------|---------------|--------|------------------------|----------------|
| 3253P | Hand operated | 4 l | -0,07 (-0,7) MPa (bar) | 1,7 kg |



Suction pump

For filling and emptying of small containers, gear boxes etc.

| Part No | Volume |
|---------|---------------------|
| 21040 | 500 cm ³ |
| 21044 | 800 cm ³ |



Oil drain & parts cleaning pan

Handy oil drain & parts cleaning pan for washing small parts or for oil drain. Made of oil and chemical resistant polyethylene.

| Part No | Model | Volume |
|---------|--|--------|
| 21635 | Wash/ Waste oil bowl in polyethylene. 8 l | 8 l |
| 21619 | Wash/ Waste oil bowl in polyethylene. 14 l | 14 l |
| 21509 | Waste oil container 8 l | 8 l |
| 21700 | Waste oil pan, Low 685x677x65mm | 28 l |
| 21701 | Spill tray for small fluid containers, small | 18 l |
| 21702 | Spill tray for small fluid containers, large | 35 l |



Brake fluid drainer and bleeder

Equipment for bleeding the break or clutch circuit in any motor vehicle. The unit includes: Set of five coupling plugs for connection to the deposit of the brake fluid circuit, universal adapter plug, set of drain deposits with adapters for the bleeding valve.

| Part No | Capacity |
|---------|----------|
| 39560 | 5 l |



Universal drainer and brake bleeder

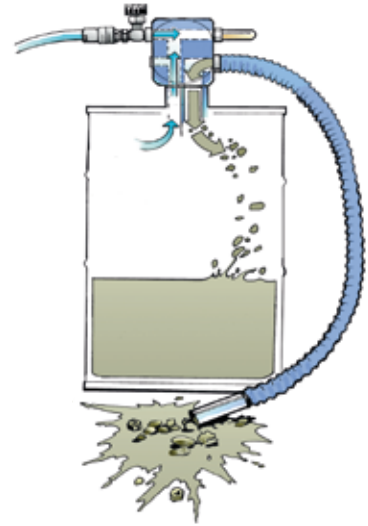
Can be used in two ways: oil extraction in small engines such as boats, motorcycles or the extraction of liquid waste in hard to reach places. Can also be used to bleed the brake fluid circuit without operating the brake pedal, a special nozzle is then used.

| Part No | Capacity |
|---------|----------|
| 39570 | 0,75 l |



Air operated vacuum pump/liquid pump

A reliable drum mounted vacuum pump for fast emptying of cutting fluids, paint sludge, water, waste oil etc. from machine tools, spray booths, engines or other machines. The vacuum is easily adjusted with a needle valve and is indicated on a gauge. When the drum is full, the pump stops automatically and an indicator shows current status.



Vacuum pump, basic model

Basic model, comprising pump body and bung adapter only, for mounting in drums or tank with G2" (f) thread.

| Part No | Dimension | Air connection | Inlet |
|---------|---------------|----------------|---------|
| 22582 | 170X170X70 mm | 1/4" (F) BSP | Ø 25 mm |



Vacuum pump with air connection kit

Vacuum pump (22582) complete with air connection kit (22587)

| Part No | Air connection |
|---------|-------------------------|
| 22584 | 6,35 (1/4") Ø mm (inch) |



Vacuum pump with suction hose and air connection kit

Vacuum pump (22584) complete with suction hose (22588) and air connection kit (22587).

| Part No | Air connection |
|---------|-------------------------|
| 22585 | 6,35 (1/4") Ø mm (inch) |



Vacuum pump with air connection kit and suction probes

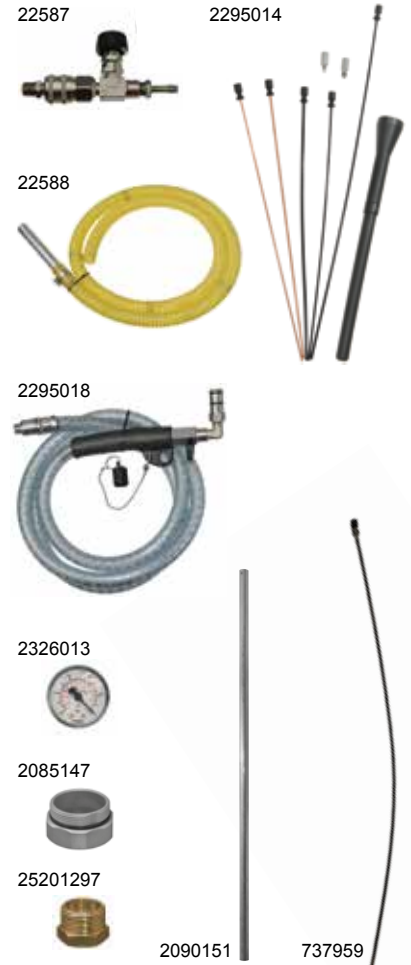
Vacuum pump (22582) complete for evacuating oil through suction probes inserted into the crankcase, gearbox, etc. Complete with air connection kit (22587), suction hose & probe kit (2295014).

| Part No | Air connection |
|---------|-------------------------|
| 22586 | 6,35 (1/4") Ø mm (inch) |



Accessories for vacuum pump

| Part No | Model |
|----------|---|
| 22587 | Air Connection Kit for pump 22582 |
| 22588 | Suction hose for Vacuum Pump |
| 2295014 | Probe kit with probe holder. |
| 28291 | Suction probe kit same as 2295014 with a wall bracket |
| 2295018 | Suction hose with probe connection |
| 2090151 | Suction Tube Aluminium, length 1 m |
| 2326013 | Vacuum Gauge. |
| 2085147 | Bung Adaptor Vacuum Pump 22582 |
| 25201297 | Reducer in brass 1/4" - 3/4" (F)-(M) BSP |
| 737959 | Suction Probe Ø8X6 L1300 |



Portable suction drain unit, OriCan

This unit can be used to drain most fluids - even heavily contaminated - from machinery, engines, gear boxes, coolant containers, etc. The unit consists of an air operated vacuum pump 22585, fitted to an OriCan container made of polyethylene, with carrying handle and Ø 100 mm filling hole. Including 2,2 m suction hose (22588). Suction capacity max. 60 l/ min. (water) Max. vacuum 50%. Max. temperature +60 °C.

| Part No | Dimension | Volume | Weight (Gross) |
|---------|--------------------|--------|----------------|
| 22590 | 150 x 385 x 600 mm | 16 l | 5,32 kg |



Accessories OriCan

| Part No | Model | Volume |
|---------|----------------------------|--------|
| 1085112 | Container OriCan 16 l | 16 l |
| 1085076 | Pump adaptor G2"(f)-G2"(f) | |



Pump kit for waste water

Equipment for emptying eg scrubbers, directly from the machine to a 1,000 IBC container. Consists of an air-operated diaphragm pump 22325, suction hose L = 5m with foot valve, suction filter, air pressure regulator and bracket for IBC containers.

| Part No | Model |
|---------|-------------------------|
| 39800 | Pump kit for used water |



4 Air

| | |
|--|----|
| Spring operated hose reels | 74 |
| Air treatment units (FRL) | 76 |
| Air line accessories..... | 77 |
| Quick-couplings for compressed air | 79 |

Series ORM

Robust open hose reel made of lacquered steel sheet with oil -resistant reinforced hose. Can be equipped with pivotable bracket, article no 28913. For mounting in any position on wall or ceiling. Recommended mounting height, at least 2.5m above floor. For more information, see Chapter 8 hose reels.

| Part No | Media | Dimension | Maximum working pressure | Hose length |
|---------|-----------|-----------------------|--------------------------|-------------|
| 45135 | Air/Water | 12,5 (1/2") mm (inch) | 2,0 (20) MPa (bar) | 15 m |



Series ORS

Open hose reel with low weight made of aluminum with oil -resistant reinforced hose. Can be equipped with pivotable bracket, article no 28913. For mounting in any position on wall or ceiling. Recommended mounting height, at least 2.5m above floor. For more information, see Chapter 8 hose reels.

| Part No | Media | Dimension | Maximum working pressure | Hose length |
|---------|-----------|-----------------------|--------------------------|-------------|
| 45222 | Air/Water | 10 (3/8") mm (inch) | 2,0 (20) MPa (bar) | 10 m |
| 45225 | Air/Water | 10 (3/8") mm (inch) | 2,0 (20) MPa (bar) | 15 m |
| 45235 | Air/Water | 12,5 (1/2") mm (inch) | 2,0 (20) MPa (bar) | 15 m |



Series OR

Open hose reel made of lacquered steel sheet with oil -resistant reinforced hose. Can be equipped with pivotable bracket, article no 28902. For mounting in any position on wall or ceiling. Recommended mounting height, at least 2.5m above floor. For more information, see Chapter 8 hose reels.

| Part No | Media | Dimension | Maximum working pressure | Hose length |
|---------|-----------|-----------------------|--------------------------|-------------|
| 45336 | Air/Water | 12,5 (1/2") mm (inch) | 1,8 (18) MPa (bar) | 20 m |



Series ORB

Extra robust open hose reel made of lacquered steel sheet with oil -resistant reinforced hose. For mounting in any position on wall, floor or ceiling. Recommended mounting height, at least 2.5m above floor. For more information, see Chapter 8 hose reels.

| Part No | Media | Dimension | Maximum working pressure | Hose length |
|---------|-----------|-----------------------|--------------------------|-------------|
| 45665 | Air/Water | 25 (1") mm (inch) | 1,5 (15) MPa (bar) | 15 m |
| 45638 | Air/Water | 12,5 (1/2") mm (inch) | 1,5 (15) MPa (bar) | 30 m |



Series CRO

Cased hose reel made of aluminum with oil -resistant reinforced hose. Can be equipped with pivotable bracket, article no 28913. For mounting in any position on wall or ceiling. Recommended mounting height at least 2.5m above floor. For more information, see Chapter 8 hose reels.

| Part No | Media | Dimension | Maximum working pressure | Hose length |
|---------|-----------|-----------------------|--------------------------|-------------|
| 46222 | Air/Water | 10 (3/8") mm (inch) | 2,0 (20) MPa (bar) | 10 m |
| 46225 | Air/Water | 10 (3/8") mm (inch) | 2,0 (20) MPa (bar) | 15 m |
| 46235 | Air/Water | 12,5 (1/2") mm (inch) | 2,0 (20) MPa (bar) | 15 m |



Series CRK

Cased hose reel made of lacquered steel sheet with oil -resistant reinforced hose. Can be equipped with pivotable bracket, article no 28913. For mounting in any position on wall or ceiling. Recommended mounting height at least 2.5m above floor. For more information, see Chapter 8 hose reels.

| Part No | Media | Dimension | Maximum working pressure | Hose length |
|---------|-----------|-----------------------|--------------------------|-------------|
| 46422 | Air/Water | 10 (3/8") mm (inch) | 2,0 (20) MPa (bar) | 10 m |
| 46425 | Air/Water | 10 (3/8") mm (inch) | 2,0 (20) MPa (bar) | 15 m |
| 46435 | Air/Water | 12,5 (1/2") mm (inch) | 2,0 (20) MPa (bar) | 15 m |



Series CRS

Small enclosed hose reel made of lacquered steel sheet with oil -resistant hose. Equipped with pivotable bracket for mounting in optional position on wall or ceiling. For more information, see Chapter 8 hose reels.

| Part No | Model | Inlet | Maximum working pressure |
|---------|---|---------------------|--------------------------|
| 46715 | Hose Reel CRS black extra flexible composite hose and metal swivel Air/Water 8 (5/16") mm (inch) 15 m | 3/8" (F)-(M) BSP | 2,0 (20) MPa (bar) |
| 46315 | Hose Reel CRS blue composite hose and plastic swivel Air/Water 8 (5/16") mm (inch) 15 m | 8 (5/16") mm (inch) | 2,0 (20) MPa (bar) |
| 46724 | Hose Reel CRS black extra flexible composite hose and metal swivel Air/Water 10 (3/8") mm (inch) 12 m | 3/8" (F)-(M) BSP | 2,0 (20) MPa (bar) |
| 46324 | Hose Reel CRS blue composite hose and plastic swivel Air/Water 10 (3/8") mm (inch) 12 m | 8 (5/16") mm (inch) | 2,0 (20) MPa (bar) |



Air treatment units, 1/4"

These air treatment units combine the best of design with proven materials and production methods. They can handle air flows up to 900 l/min. Material: Zinc. Volume 40 cm³ (filter/regulator), 50 cm³ (lubricator), max working pressure 1,2 MPa (12 bar), temp.+5° to +60 °C

| Part No | Model | Type | Connection |
|---------|----------------------------------|----------------------------|--------------|
| 42105 | FRL-Unit with valve 1/4" (F) BSP | 42107, 42009, 42108, 42110 | 1/4" (F) BSP |
| 42104 | FRL-Unit 1/4" (F) BSP | 42107, 42108, 42112 | 1/4" (F) BSP |
| 42103 | FR-Unit with valve 1/4" (F) BSP | 42009, 42107, 42110 | 1/4" (F) BSP |
| 42125 | Mounting kit FRL 1/4 " | | |



Shut-off valve

Shut-off valve with downstream air bleed. Material: Brass.

| Part No | Maximum working pressure | Connection |
|---------|--------------------------|--------------|
| 42009 | 1,4 (14) MPa (bar) | 1/4" (F) BSP |



Filter-regulator

Filter-regulator 0-1 MPa, lockable, two stage filtration, 5 µm filter element. Material: Zinc

| Part No | Maximum working pressure | Maximum temperature | Volume | Connection |
|---------|--------------------------|---------------------|--------------------|--------------|
| 42107 | 1,2 (12) MPa (bar) | +5 - +60 °C | 40 cm ³ | 1/4" (F) BSP |
| 42126 | 1,2 (12) MPa (bar) | +5 - +60 °C | | 3/4" (F) BSP |



Lubricator

Air line lubricator with fill port and adjustment knob. Material: Zinc.

| Part No | Maximum working pressure | Maximum temperature | Volume | Connection |
|---------|--------------------------|---------------------|--------------------|--------------|
| 42108 | 1,2 (12) MPa (bar) | +5 - +60 °C | 50 cm ³ | 1/4" (F) BSP |



Air treatment units, 1/2"

These air treatment units combine the best of design with proven materials and production methods. Material: Zinc. Max working pressure 1,2 MPa (12 bar), temp.+5° to +60 °C.

| Part No | Model | Maximum working pressure | Maximum temperature | Connection |
|---------|-------------------------------|--------------------------|---------------------|--------------|
| 42120 | FRL Kit 1/2" (F) BSP | 1,2 (12) MPa (bar) | +5 - +60 °C | 1/2" (F) BSP |
| 42121 | Filter/Regulator 1/2" (F) BSP | 1,2 (12) MPa (bar) | +5 - +60 °C | 1/2" (F) BSP |
| 42115 | Lubricator 1/2" (F) BSP | 1,2 (12) MPa (bar) | +5 - 60 °C | 1/2" (F) BSP |
| 42124 | Mounting kit FRL 1/2 " | | | |



Accessories

| Part No | Model |
|---------|---|
| 42110 | Wall bracket for FRL-units 1/4" |
| 42123 | Wall Bracket. for FRL-units 1/2" |
| 42112 | Gauge 1/8" (M) BSP Ø 40 mm 0-1,6 (0-16) MPa (bar) |
| 301296 | Adaptor Straight 1/4" (M) BSPT |
| 301298 | Adaptor Straight 1/2" (M) BSPT |



Shut-off valves

Ball valves made of brass with PTFE-seals, long or short levers, intended for oil and air lines.

| Part No | Model | Maximum working pressure | Connection |
|----------|--|--------------------------|------------------|
| 30101117 | Ball valve 3/8" (F) BSP | 6,4 (64) MPa (bar) | 3/8" (F) BSP |
| 30101093 | Ball valve 1/2" (F) BSP | 5,0 (50) MPa (bar) | 1/2" (F) BSP |
| 30101111 | Ball valve 3/4" (F) BSP | 5,0 (50) MPa (bar) | 3/4" (F) BSP |
| 30101081 | Ball valve 1" (F) BSP | 5,0 (50) MPa (bar) | 1" (F) BSP |
| 30101087 | Ball valve 1 1/4" (F) BSP | 2,5 (25) MPa (bar) | 1 1/4" (F) BSP |
| 30101084 | Ball valve 1 1/2" (F) BSP | 2,5 (25) MPa (bar) | 1 1/2" (F) BSP |
| 30101102 | Ball valve 2" (F) BSP | 2,5 (25) MPa (bar) | 2" (F) BSP |
| 30101129 | Ball valve 1/4" (F) BSP | 2,5 (25) MPa (bar) | 1/4" (F) BSP |
| 30101123 | Ball valve 1/2" (F) BSP | 6,4 (64) MPa (bar) | 1/2" (F) BSP |
| 28513 | Needle valve 1/4" (F)-(M) BSP Compressed air Brass | 1,8 (18) MPa (bar) | 1/4" (F)-(M) BSP |
| 28515 | Needle valve 1/2" (F)-(M) BSP Compressed air Brass | 1,8 (18) MPa (bar) | 1/2" (F)-(M) BSP |



Blow gun

Blow gun for efficient cleaning, made of impact resistant plastic with ergonomically designed handle. Tube length approx. 100 mm

| Part No | Connection |
|---------|--------------|
| 44503 | 1/4" (F) BSP |



Industrial blow gun

Blow gun manufactured with a durable cast aluminum body with ergonomic grip. Includes a safety nozzle that increases the air thrust with a reduction of the noise level and minimum air consumption.

| Part No | Connection |
|---------|--------------|
| 44504 | 1/4" (F) BSP |



Soda blasting gun

Sodablasting is a convenient method for removing paint, varnish and surface rust without damage. It can be used on glass, rubber or plastic surfaces without scratching them. It doesn't heat up nor deform sheet metal and it is efficient as well over wood. It is gentle and environmentally friendly.

Technical data

Maximum working pressure 1,2 (12) MPa (bar)

Connection 1/4" (F) BSP

| Part No | Model |
|---------|--------------------------------|
| 44507 | Soda blasting gun 1/4" (F) BSP |
| 44508 | Soda 5 l |



Tyre inflator

Accurate, ergonomic and durable tyre inflator for all needs of tyre inflation. To be connected to the compressed air line. The gauge is protected by a rubber cover.

| Part No | Maximum air pressure | Hose length | Connection |
|---------|----------------------------|-------------|--------------|
| 44635 | 0 - 1,2 (0 - 12) MPa (bar) | 0,66 m | 1/4" (F) BSP |
| 44660 | 1,2 (12) MPa (bar) | 0,3 m | 1/4" (F) BSP |
| 44640 | 1,2 (12) MPa (bar) | | 1/4" (F) BSP |



Quick coupling tyre valve

Revolutionary quick connector for tyre valves. Easy one-hand use, it is designed with a self-locking mechanism that secures the connection during inflation. Pull the sleeve to disconnect, similar to any standard air coupler. The coupler is tested and remains fully functional for 100 000 cycles and more.

| Part No | Connection |
|---------|-------------------------|
| 44513 | 6,35 (1/4") Ø mm (inch) |
| 44514 | 10 (3/8") mm (inch) |
| 44515 | 1/4" (F) BSP |



Tyre valve with lever locking

Technical data

Maximum pressure 2,5 (25) MPa (bar)
Connection 6 mm

| Part No | Model |
|---------|--|
| 44517 | Tirevalve with lever 6 mm 2,5 (25) MPa (bar) |



Air line hoses

For connection from pipeline to pump. PUR hose max. working pressure 1.5 MPa (15 bar), push-in connectors with male thread.

| Part No | Dimension | Thread | Length |
|---------|---------------------|-------------------------|--------|
| 48101 | 8 (5/16") mm (inch) | 1/4" - 1/4" (M)-(M) BSP | 1,5 m |
| 48102 | 8 (5/16") mm (inch) | 1/4" - 1/4" (M)-(M) BSP | 3 m |
| 48105 | 12 (1/2") mm (inch) | 1/2" - 1/2" (M)-(M) BSP | 1,5 m |
| 48106 | 12 (1/2") mm (inch) | 1/2" - 1/2" (M)-(M) BSP | 3 m |

48101



Tubes for compressed air

| Part No | Model |
|----------|------------------------|
| 90301270 | Polyamid Tube Pa Ø8X1 |
| 90301272 | Polyamid Tube Pa Ø12X1 |



Push-in connectors

2326444

| Part No | Model |
|---------|--|
| 2346105 | Push-In Coupling Straight Ø8 - 1/8" ØMM-(F) (G) |
| 2346108 | Push-in coupling Straight Ø8 - 1/4" ØMM-(M) BSP |
| 2385467 | Push In Coupling Straight Ø8 - 1/4" ØMM-(F) (G) |
| 2346099 | Push-in Fitting Straight Ø8 - 3/8" ØMM-(M) BSP |
| 2346107 | Push-In Coupling Straight Ø8 - 1/2" ØMM-(M) BSP |
| 2346106 | Push-in coupling T-connection Ø8 - Ø8 - Ø8 mm |
| 2346100 | Push-in Fitting Straight Ø12 - 1/4" ØMM-(M) BSP |
| 2346101 | Push-in Fitting Straight Ø12 - 3/8" ØMM-(M) BSP |
| 2346102 | Push-in Coupling Straight Ø12 - 1/2" ØMM-(M) BSP |
| 2385466 | Push-in coupling 90° Ø8 - 1/4" ØMM-(M) BSP |
| 2346103 | Push-in Fitting 90° Ø12 -1/4" ØMM-(M) BSP |
| 2326444 | Coupling Push in 90° Ø12 - 3/8" ØMM-(M) BSP |
| 2346104 | Push-in coupling T-connection Ø12 - Ø12 - Ø12 mm |



Installation kit tank room for air pumps

Technical data

| | |
|------------|---------------------|
| Dimension | 12 (1/2") mm (inch) |
| Thread | 1/4" (M) BSP |
| Connection | 3/4"-1/2" (M) BSP |

| Part No | Model | Length |
|---------|---|--------|
| 48110 | Installation kit for air connection from air main line to 3 pumps | 15 m |
| 48111 | Installation kit for air connection from air main line to 5 pumps | 20 m |

48110

15 m



48111

20 m



Quick coupling assortment

Contains 42 quick couplings 44516 and an assortment of 160 nipples, delivered in a practical bag made of strong plastic material. Contains: 44516 (x42), 48500 (x4), 48501 (x12), 48502 (x6), 48503 (x6), 48504 (x6), 48510 (x9), 48511 (x15), 48512 (x9), 48520 (x15), 48521 (x21), 48522 (x12)

| Part No |
|---------|
| 49010 |



Quick-coupling

| Part No | Thread | Model |
|---------|--------------|-------------|
| 44516 | 1/4" (F) BSP | Orion Small |
| 44521 | 3/8" (F) BSP | Orion Large |
| 44531 | 1/2" (F) BSP | Orion Large |



Safety quick coupler

| Part No | Thread | Model |
|-----------|--------------|----------------------|
| 44523 | 1/4" (M) BSP | Orion Small |
| 44526 | 1/4" (F) BSP | Orion Small |
| 44527 | 3/8" (F) BSP | Orion Large |
| 44525 | 1/2" (M) BSP | Orion Large |
| 44528 | 1/2" (F) BSP | Orion Large |
| 203201204 | 3/8" (F) BSP | Tema 1600 / Cejn 320 |
| 203201205 | 1/2" (F) BSP | Tema 1600 / Cejn 320 |



Hose adapters

| Part No | Thread | Connection hose |
|---------|--------------|-------------------------|
| 48510 | 1/4" (M) BSP | Ø 6,35 (1/4") mm (inch) |
| 48511 | 1/4" (M) BSP | Ø 8 (5/16") mm (inch) |
| 48512 | 1/4" (M) BSP | Ø 10 (3/8") mm (inch) |
| 48540 | 3/8" (M) BSP | Ø 6,35 (1/4") mm (inch) |
| 48541 | 3/8" (M) BSP | Ø 8 (5/16") mm (inch) |
| 48542 | 3/8" (M) BSP | Ø 10 (3/8") mm (inch) |
| 48543 | 3/8" (M) BSP | Ø 13 (1/2") mm (inch) |
| 48603 | 1/2" (M) BSP | Ø 6,35 (1/4") mm (inch) |
| 48600 | 1/2" (M) BSP | Ø 10 (3/8") mm (inch) |
| 48601 | 1/2" (M) BSP | Ø 13 (1/2") mm (inch) |
| 48602 | 1/2" (M) BSP | Ø 19 (3/4") mm (inch) |



Nipples

| Part No | Thread | Model | For Quick-Coupling |
|---------|---------------|-------------|-------------------------------|
| 48500 | 1/8" (M) BSP | Orion Small | 44516/44523/44526 |
| 48501 | 1/4" (M) BSP | Orion Small | 44516/44523/44526 |
| 48502 | 3/8" (M) BSP | Orion Small | 44516/44523/44526 |
| 48503 | 1/4" (F) BSP | Orion Small | 44516/44523/44526 |
| 48504 | 3/8" (F) BSP | Orion Small | 44516/44523/44526 |
| 48594 | 1/4" (M) BSPT | Orion Large | 44521/44531/44525/44527/44528 |
| 48530 | 3/8" (M) BSP | Orion Large | 44521/44531/44525/44527/44528 |
| 48590 | 1/2" (M) BSPT | Orion Large | 44521/44531 |
| 48592 | 3/4" (M) BSPT | Orion Large | 44521/44531/44525/44527/44528 |
| 48531 | 3/8" (F) BSP | Orion Large | 44521/44531/44525/44527/44528 |
| 48591 | 1/2" (F) BSP | Orion Large | 44521/44531/44525/44527/44528 |



Hose connector

| Part No | Model | Connection hose | For Quick-Coupling |
|---------|-------------|-------------------------|-------------------------------|
| 48520 | Orion Small | Ø 6,35 (1/4") mm (inch) | 44516/44523/44526 |
| 48521 | Orion Small | 8 (5/16") mm (inch) | 44516/44523/44526 |
| 48522 | Orion Small | 10 (3/8") mm (inch) | 44516 |
| 48550 | Orion Large | Ø 6,35 (10) mm (inch) | 44521/44531/44525/44527/44528 |
| 48551 | Orion Large | Ø 8 (5/16") mm (inch) | 44521/44531/44525/44527/44528 |
| 48552 | Orion Large | Ø 10 (3/8") mm (inch) | 44521/44531/44525/44527/44528 |
| 48553 | Orion Large | Ø 13 (1/2") mm (inch) | 44521/44531/44525/44527/44528 |



Quick-couplings for compressed air

Profile fits Tema 1600 and Cejn 320.

| Part No | Type | Connection |
|-----------|----------|--------------|
| 103205152 | Nipple | 1/4" (M) BSP |
| 103201204 | Coupling | 3/8" (F) BSP |
| 103205204 | Nipple | 3/8" (F) BSP |
| 103201205 | Coupling | 1/2" (F) BSP |
| 103201155 | Coupling | 1/2" (M) BSP |
| 103205205 | Nipple | 1/2" (F) BSP |
| 103201004 | Coupling | Ø10 mm |
| 103205004 | Nipple | Ø 10 mm |
| 103201005 | Coupling | Ø 13 mm |
| 103205005 | Nipple | Ø 13 mm |



Quick-Couplings, high flow rate

Profile fits Tema 1800. Flow rate up to 3900 l/min.

| Part No | Type | Connection |
|-----------|----------|--------------|
| 103202004 | Coupling | 3/8" (F) BSP |
| 103202005 | Coupling | 1/2" (F) BSP |
| 103202102 | Nipple | 1/4" (M) BSP |
| 103202104 | Nipple | 3/8" (M) BSP |
| 103202105 | Nipple | 1/2" (M) BSP |



Y-branch

Useful when, for example, you have one compressed air tube and want two outlets.

| Part No | Connection |
|----------|----------------------|
| 25205001 | 1/2" (F)-(F)-(F) BSP |



5 Waterbased fluids/detergents

| | |
|--|----|
| Air operated liquid pumps..... | 84 |
| Mixing units..... | 86 |
| Spring operated hose reels | 87 |
| Hose end controls..... | 89 |
| Spray handles and mobile sprayer | 90 |
| Drum pumps, hand operated..... | 93 |
| Drum tap, measures, etc | 94 |
| Installation accessories | 96 |

Stainless steel liquid pump, pressure ratio 4:1

Air operated double acting liquid pump for corrosive liquids, windscreen liquid etc. Bung adapter G2" (m) (part No 2125753) included.




Technical data

| | |
|-----------------------------|--------------------|
| Ratio | 4:1 |
| Capacity | 30 l/min free flow |
| Air connection | 1/4" (F) BSP |
| Maximum air pressure | 1,0 (10) MPa (bar) |
| Inlet | 1" (F) BSP |
| Outlet | 1" (F) BSP |

| Part No | Pump | Seals | Material pump body | Classification |
|---------|------------|----------------|--------------------|----------------|
| 22770 | Stub | PTFE / Teflon® | Stainless steel | |
| 22775 | Drum | PTFE / Teflon® | Stainless steel | |
| 22771 | Stub | PTFE / Teflon® | Stainless steel | ATEX |
| 22776 | 208 l Drum | PTFE / Teflon® | Stainless steel | ATEX |

Stainless steel liquid pump, pressure ratio 1:1

Air operated double acting liquid pump for corrosive liquids, windscreen liquid etc. Bung adapter G2" (m) (part No 2125753) included.



Technical data

| | |
|-----------------------------|--------------------|
| Ratio | 1:1 |
| Capacity | 30 l/min free flow |
| Air connection | 1/4" (F) BSP |
| Maximum air pressure | 1,0 (10) MPa (bar) |
| Inlet | 1" (F) BSP |
| Outlet | 3/4" (M) BSP |

| Part No | Pump | Seals | Material pump body |
|---------|------------|----------------|--------------------|
| 22772 | Stub | PTFE / Teflon® | Stainless steel |
| 22777 | 208 l Drum | PTFE / Teflon® | Stainless steel |

Liquid pump, corrosion protected, pressure ratio 1:1

Corrosion protected, air operated, double acting liquid pump. Bung adapter G 2" (m) included.



Technical data

| | |
|-----------------------------|--------------------|
| Ratio | 1:1 |
| Capacity | 40 l/min free flow |
| Air connection | 1/4" (F) BSP |
| Maximum air pressure | 1,0 (10) MPa (bar) |
| Inlet | 1" (F) BSP |
| Outlet | 3/4" (F) BSP |

| Part No | Pump |
|---------|------------|
| 22820 | Stub |
| 22825 | 208 l Drum |

Drum pump installation kit

Components for a drum mounted air operated pump (208 l drum or tank). **Note! Pump not included.**

Information

Air line hose L = 1,5 m x 8 mm

Fluid line hose L = 1,5 m

| Part No | Model | Media |
|---------|--|--|
| 99625 | Installation kit for air operated drum pump | Oil/Glycol |
| 99725 | Installation kit for air operated drum pump (excl. FRL) | Oil/Glycol |
| 99675 | Connection kit, Components for pump installation to drums. | Water/Antifreeze/Windshield Wash/Degreaser |
| 99775 | Drum Pump Installation kit (excl FRL) | Water/Antifreeze/Windshield Wash/Degreaser |



Wall mounted pump installation kit, drum

Components for an air operated pump, for 208 l drums and 1.000 l IBC containers. **Note!**
Pump not included, ordered separately.

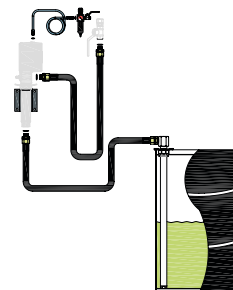
Information

Air line hose L= 1,5 m

Outlet hose L= 1,5 m

Suction hose L= 2 m and suction tube L= 1 m

| Part No | Model | Media |
|---------|---|--|
| 99626 | Installation kit for a remote wall mounted air operated pump. For drum or IBC | Oil/Glycol |
| 99726 | Installation kit for a remote wall mounted air operated pump. For drum or IBC (excl. FRL) | Oil/Glycol |
| 99676 | Installation kit for wall mounted stainless steel pump | Water/Antifreeze/Windshield Wash/Degreaser |
| 99776 | Installation kit for wall mounted stainless steel pump (excl FRL) | Water/Antifreeze/Windshield Wash/Degreaser |



Wall mounted pump installation kit, tank

Components for a remote wall mounted air operated pump with a tank suction attachment.

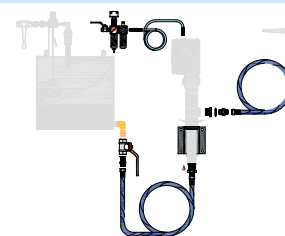
Note: Pump not included, ordered separately.

Information

Air line hose 1,5 m x 8 mm

2 pcs Line hose 1,5 m x 1/2"

| Part No | Model | Media |
|---------|--|--|
| 99630 | Installation kit stainless steel for a remote wall mounted air operated pump for connection to an tank | Water/Antifreeze/Windshield Wash/Degreaser |
| 99730 | Installation kit stainless steel for a remote wall mounted air operated pump for connection to an tank (excl. FRL) | Water/Antifreeze/Windshield Wash/Degreaser |



Air operated diaphragm pump 1:1

Transfer pump for connection to bulk tank or drum. Air operated double diaphragm for transferring various fluids.

Technical data

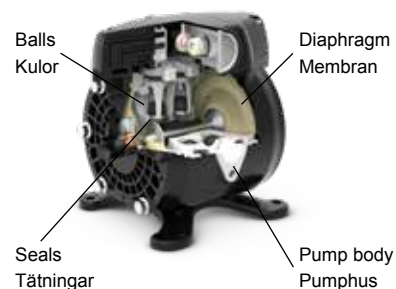
| | |
|-----------------------------|-------------------|
| Ratio | 1:1 |
| Air connection | 3/8" (F) BSP |
| Maximum air pressure | 0,8 (8) MPa (bar) |

| Part No | Media | Capacity | Classification | Connection |
|---------|--|---------------------|----------------|-------------------------|
| 22206 | Windscreen fluid/ AdBlue® | 30 l/min free flow | | 1/2" - 1/2" (F)-(F) BSP |
| 22208 | Fuels, solvents, Toulén, Ethanol, etc. | 30 l/min free flow | ATEX | 1/2" - 1/2" (F)-(F) BSP |
| 22230 | Windscreen fluid/ AdBlue® | 50 l/min free flow | | 1/2" - 1/2" (F)-(F) BSP |
| 22238 | Fuels, solvents, Toulén, Ethanol, etc. | 50 l/min free flow | ATEX | 1/2" - 1/2" (F)-(F) BSP |
| 22241 | Windscreen fluid/ AdBlue® | 50 l/min free flow | ATEX | 1/2" - 1/2" (F)-(F) BSP |
| 22325 | Windscreen fluid/ AdBlue® | 100 l/min free flow | | 1" - 1" (F)-(F) BSP |



Material description diaphragm pumps (wetted parts)

| Part No | Seals | Material pump body | Material diaphragm | Material balls |
|---------|----------------|----------------------------|--------------------|----------------------------|
| 22206 | FKM / Viton® | Polypropylene | TPE / Hytrel® | PTFE / Teflon® |
| 22208 | FKM / Viton® | Polypropylene | PTFE / Teflon® | PTFE / Teflon® |
| 22230 | FKM / Viton® | Polypropylene | TPE / Hytrel® | PTFE / Teflon® |
| 22238 | FKM / Viton® | Polypropylene | PTFE / Teflon® | PTFE / Teflon® |
| 22241 | PTFE / Teflon® | Stainless steel (AISI 316) | PTFE / Teflon® | Stainless steel (AISI 316) |
| 22325 | FKM / Viton® | Polypropylene | TPE / Hytrel® | PTFE / Teflon® |



Wall mounted diaphragm pump installation kit

Components for an air operated pump, for 208 l drums and 1.000 l IBC containers. **Note! Pump not included, ordered separately.**

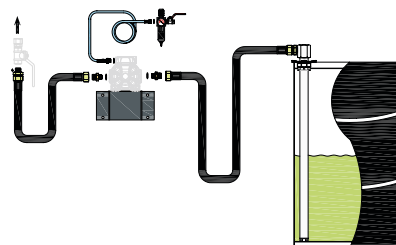
Information

Air line hose L= 1,5 m

Outlet hose L= 1,5 m

Suction hose L= 2 m and suction tube L= 1 m

| Part No | Model | Media |
|---------|--|--|
| 99666 | Installation kit for wall mounted air operated diaphragm pump 1/2" for drum | Oil/Glycol |
| 99766 | Installation kit for wall mounted air operated diaphragm pump 1/2" for drums (excl. FRL) | Oil/Glycol |
| 99668 | Installation kit for wall mounted diaphragm pump 1/2", for 208 l drum or IBC | Water/Antifreeze/Windshield Wash/Degreaser |
| 99669 | Installation kit for wall mounted diaphragm pump 1", for 208 l drum or IBC | Water/Antifreeze/Windshield Wash/Degreaser |



Trolley for handling coolant for electric vehicles

Technical data

Dimension 1250X610X260 mm

Volume ~200 l

| Part No | Description |
|---------|--|
| 39015 | Suitable for handling the liquid in the battery system on electrical vehicles. Consists of a trolley (28667), pump (22825), strainer (24583), plastic drum (7350007), hoses and necessary accessories. |



Mixing pump

Air operated mixing pump for glycol and windshield fluids with a fixed mix. The wall mounted unit has a suction attachment for connection to the concentrate container. Complete unit to connect directly to the air supply line and distribution pipework. We recommend that you invest in control equipment for the concentrate container to prevent unmixed water being distributed when the concentrate container is empty.


| Part No | Capacity | Maximum air pressure |
|---------|---------------------|----------------------|
| 24891 | ~15 l/min free flow | 0,7 (7) MPa (bar) |



Mixing unit with ejector from 20% to 50%

Water operated mixing unit with ejector for windshield fluids, adjustable with nozzles between 25% to 50% mix. The wall mounted unit has a suction attachment for connection to the concentrate container. Complete unit for connection to the water line.

| Part No | Capacity |
|---------|--------------------|
| 24189 | 15 l/min free flow |



To put together a complete mixing and distribution kit

Use a mixing unit (24189), installation kit (99630) and pump (22770). All necessary items are included. We recommend that you invest in control equipment (23842) for the concentrate container to prevent unmixed water being distributed when the container is empty.

Ejector mixing unit

Proportioner that automatically mix liquid cleaning and sanitizing concentrates with water and dispense the diluted solution into any container. The unit is threaded directly onto the container of concentrate or by means of an adaptor. Comes with 13 different nozzles for a dilution range of approx 1:1-100:1 (water : concentrate). NOTE! The outlet hose must not be equipped with any type of shut-off valve, as the water can go backwards into concentrate with risk of overflow. Assure that a backflow valve is fitted to the fresh water line to avoid chemicals entering the water line.

| Part No |
|---------|
| 24188 |



Series ORM

Robust open hose reel made of lacquered steel sheet with oil -resistant reinforced hose. Can be equipped with pivotable bracket, article no 28913. For mounting in any position on wall or ceiling. Recommended mounting height, at least 2.5m above floor. For more information, see Chapter 8 hose reels.

| Part No | Media | Dimension | Maximum working pressure | Hose length |
|---------|--------------------------------|-----------------------|--------------------------|-------------|
| 65135 | Windscreen fluid/ Degreaser | 12,5 (1/2") mm (inch) | 7,5 (75) MPa (bar) | 15 m |



Series ORS

Open hose reel with low weight made of aluminum with oil -resistant reinforced hose. Can be equipped with pivotable bracket, article no 28913. For mounting in any position on wall or ceiling. Recommended mounting height, at least 2.5m above floor. For more information, see Chapter 8 hose reels.

| Part No | Media | Dimension | Maximum working pressure | Hose length |
|---------|--------------------------------|-----------------------|--------------------------|-------------|
| 45222 | Air/Water | 10 (3/8") mm (inch) | 2,0 (20) MPa (bar) | 10 m |
| 45225 | Air/Water | 10 (3/8") mm (inch) | 2,0 (20) MPa (bar) | 15 m |
| 45235 | Air/Water | 12,5 (1/2") mm (inch) | 2,0 (20) MPa (bar) | 15 m |
| 65232 | Windscreen fluid/ Degreaser | 12,5 (1/2") mm (inch) | 7,5 (75) MPa (bar) | 10 m |
| 65235 | Windscreen fluid/ Degreaser | 12,5 (1/2") mm (inch) | 7,5 (75) MPa (bar) | 15 m |



Series OR

Open hose reel made of lacquered steel sheet with oil -resistant reinforced hose. Can be equipped with pivotable bracket, article no 28902. For mounting in any position on wall or ceiling. Recommended mounting height, at least 2.5m above floor. For more information, see Chapter 8 hose reels.



45336

24957

| Part No | Media | Dimension | Maximum working pressure | Hose length |
|---------|-----------|-----------------------|--------------------------|-------------|
| 45336 | Air/Water | 12,5 (1/2") mm (inch) | 1,8 (18) MPa (bar) | 20 m |
| 24957 | Hot water | 10 (3/8") mm (inch) | 18 (180) MPa (bar) | 20 m |

Series ORL

Robust open hose reel made of lacquered steel sheet with oil -resistant reinforced hose. Can be equipped with pivotable bracket, article no 28913. For mounting in any position on wall or ceiling. Recommended mounting height, at least 2.5m above floor. For more information, see Chapter 8 hose reels.



| Part No | Media | Dimension | Maximum working pressure | Hose length |
|---------|--------------------------|---------------------|--------------------------|-------------|
| 65455 | Windscreen fluid/AdBlue® | 19 (3/4") mm (inch) | 2,0 (20) MPa (bar) | 15 m |

Series CRO

Cased hose reel made of aluminum with oil -resistant reinforced hose. Can be equipped with pivotable bracket, article no 28913. For mounting in any position on wall or ceiling. Recommended mounting height at least 2.5m above floor. For more information, see Chapter 8 hose reels.



| Part No | Media | Dimension | Maximum working pressure | Hose length |
|---------|--------------------------------|-----------------------|--------------------------|-------------|
| 46225 | Air/Water | 10 (3/8") mm (inch) | 2,0 (20) MPa (bar) | 15 m |
| 46235 | Air/Water | 12,5 (1/2") mm (inch) | 2,0 (20) MPa (bar) | 15 m |
| 66232 | Windscreen fluid/ Degreaser | 12,5 (1/2") mm (inch) | 7,5 (75) MPa (bar) | 10 m |
| 66235 | Windscreen fluid/ Degreaser | 12,5 (1/2") mm (inch) | 7,5 (75) MPa (bar) | 15 m |

Series CRK

Cased hose reel made of lacquered steel sheet with oil -resistant reinforced hose. Can be equipped with pivotable bracket, article no 28913. For mounting in any position on wall or ceiling. Recommended mounting height at least 2.5m above floor. For more information, see Chapter 8 hose reels.



| Part No | Media | Dimension | Maximum working pressure | Hose length |
|---------|--------------------------------|-----------------------|--------------------------|-------------|
| 46425 | Air/Water | 10 (3/8") mm (inch) | 2,0 (20) MPa (bar) | 15 m |
| 46435 | Air/Water | 12,5 (1/2") mm (inch) | 2,0 (20) MPa (bar) | 15 m |
| 66432 | Windscreen fluid/ Degreaser | 12,5 (1/2") mm (inch) | 7,5 (75) MPa (bar) | 10 m |
| 66435 | Windscreen fluid/ Degreaser | 12,5 (1/2") mm (inch) | 7,5 (75) MPa (bar) | 15 m |

Series CRS

Small enclosed hose reel made of lacquered steel sheet with oil -resistant hose. Equipped with pivotable bracket for mounting in optional position on wall or ceiling. For more information, see Chapter 8 hose reels.

| Part No | Model | Inlet | Maximum working pressure |
|---------|---|---------------------|--------------------------|
| 46715 | Hose Reel CRS black extra flexible composite hose and metal swivel Air/Water 8 (5/16") mm (inch) 15 m | 3/8" (F)-(M) BSP | 2,0 (20) MPa (bar) |
| 46315 | Hose Reel CRS blue composite hose and plastic swivel Air/Water 8 (5/16") mm (inch) 15 m | 8 (5/16") mm (inch) | 2,0 (20) MPa (bar) |
| 46724 | Hose Reel CRS black extra flexible composite hose and metal swivel Air/Water 10 (3/8") mm (inch) 12 m | 3/8" (F)-(M) BSP | 2,0 (20) MPa (bar) |
| 46324 | Hose Reel CRS blue composite hose and plastic swivel Air/Water 10 (3/8") mm (inch) 12 m | 8 (5/16") mm (inch) | 2,0 (20) MPa (bar) |



Water control valve with rubber outlet

| Part No | Connection |
|---------|--------------|
| 24105 | 1/4" (F) BSP |
| 2410564 | 3/8" (F) BSP |
| 2410561 | 1/2" (F) BSP |



Water control valve with rigid outlet

| Part No | Connection |
|---------|--------------|
| 24106 | 1/4" (F) BSP |
| 2410664 | 3/8" (F) BSP |
| 2410661 | 1/2" (F) BSP |



Control valve for water based fluids

Lockable in closed and filling position. For AdBlue®, washer fluid, glycol, brake fluid, detergents.

| Technical data | |
|----------------|--------------------|
| Capacity | 30 l/min free flow |
| Connection | 1/2" (F) BSP |

| Part No | Model |
|---------|---|
| 20215 | Control valve soft-closing for fluids, lockable with straight outlet hose 1/2" (F) BSP |
| 20255 | Control valve soft-closing for fluids, lockable with 60° outlet pipe 1/2" (F) BSP |
| 20277 | Control valve soft-closing for fluids, lockable with stainless swivel with outlet hose 90° with stainless steel connections and manual non-drip nozzle 1/2" (F) BSP |
| 20210 | Digital hose end meter soft-closing for fluids, lockable with straight outlet hose 1/2" (F) BSP |



Wash handle

Heavy duty wash handle made of rubber covered die-cast brass. Flow pattern regulated by the trigger.

| Part No | Maximum working pressure | Connection |
|---------|--------------------------|--------------|
| 28182 | 2,4 (24) MPa (bar) | 1/2" (F) BSP |
| 2818264 | 3,0 (30) MPa (bar) | 3/8" (F) BSP |



Wash handle

Straight form wash nozzle with on/off and flow pattern regulated by turning the sleeve.

Note! Part no 28268 should not be pressurized when closed!



| Part No | Maximum working pressure | Seals | Material | Connection |
|---------|--------------------------|--------|-----------------|-----------------------|
| 28268 | 1,0 (10) MPa (bar) | Metal | Brass | 12,5 (1/2") mm (inch) |
| 28368 | 1,6 (16) MPa (bar) | O-ring | Brass | 12,5 (1/2") mm (inch) |
| 28369 | 1,6 (16) MPa (bar) | O-ring | Stainless steel | 1/2" (F) BSP |

Wash handle

Technical data

Maximum pressure 3 (30) MPa (bar)
Connection 1/2" (F) BSP

| Part No |
|---------|
| 28367 |



High pressure lance

Lance for high pressure washing. Equipped with ergonomic and insulated handle and nozzle protection.



Technical data

Connection 3/8" (F) BSP

| Part No | Length |
|---------|-----------|
| 28453 | L=800 mm |
| 28454 | L=1200 mm |

General information

In practice, industrial substances are mixtures whose compositions and effects on other materials are known only by their manufacturers. This is why testing by the user – possibly in co-ordination with the manufacturer of the spray medium – is so essential. Safety datasheets are usually not sufficient for an accurate evaluation of the material compatibility. Metal sprayers are not suitable for hydrogen peroxide, and plastic units can only be used after preliminary testing and with limited concentrations and exposure periods.

Important factors to consider in choosing a sprayer:

Highest operational temperature (spray medium):

Plastic sprayers 30 °C.

Sprayers with metal tanks 40 °C.

Viscosity of spray medium:

Up to approx. 1,5 times the viscosity of water. If coarser droplets and a reduced spray angle are acceptable, the viscosity can be even greater.

Flammable liquids:

Flammable liquids with a flash point below 55 °C must not be used in sprayers.

Spray handle with spray tube, brass

Designed for use with detergents. Consists of a brass valve body with 580 mm brass outlet tube and two nozzles, one with an adjustable spray pattern.

| Part No | Maximum working pressure | Length | Connection |
|---------|--------------------------|--------|--------------|
| 24029 | 3,5 (35) MPa (bar) | 720 mm | 3/8" (M) BSP |
| 24108 | 3,5 (35) MPa (bar) | 720 mm | 3/8" (F) BSP |



Spray handle with spray tube

Designed for use with detergents. Consists of a thermoplastic valve body (24680) with an brass or stainless steel outlet tube. Two different spray nozzles for water and petroleum based detergents.

| Part No | Outlet | Length | Connection |
|---------|-----------------|---------|--------------|
| 24098 | Brass | 500 mm | 1/2" (F) BSP |
| 24099 | Brass | 915 mm | 1/2" (F) BSP |
| 24225 | Stainless steel | 1000 mm | 1/2" (F) BSP |



High pressure swivel

Designed for use with water or detergents.

| Part No | Maximum working pressure | Connection |
|---------|--------------------------|------------------|
| 24518 | 25 (250) MPa (bar) | 3/8" (F)-(M) BSP |



Adjustable nozzles

| Part No | Model |
|---------|--------------------------------------|
| 550012 | Adjustable spraying nozzle |
| 2140102 | Adjustable spraying nozzle for 24108 |



Mobile sprayer

Air operated sprayer, comprising of a steel container, fitted with a compressed air connection and pressure gauge, Ø 30 mm (1 1/4") filler hole, sight gauge and two Ø 100 mm (4") wheels. Preload the container with compressed air 0,3-0,7 MPa (3-7 bar). The dispenser can be used without permanent connection to air pressure. Max. admissible tank capacity is 3/4 of total capacity. Complete with 1,5 m hose and spray handle. Note: Suitable for petroleum based detergents only!

| Part No | Dimension | Volume | Weight (Gross) |
|---------|--------------------|--------|----------------|
| 22422 | 350 x 380 x 780 mm | ~24 l | 13,9 kg |



High-pressure compression sprayer

For forming oil, vehicle cleaning with mildly caustic cleaning detergents. Durable stainless steel tank for extra resistance, Viton seals, special oil hose that is flexible at low temperatures, 50 cm continuously rotatable brass spray wand, fine special flat spray nozzle with fine filter. Pressure is generated by using the hand pump. The 10 l sprayer can also be filled with compressed air from an external line. NOTE! Not suitable for spray mediums that are corrosive to brass or stainless steel.



| Part No | Model |
|---------|--|
| 3595F | Sprayer 6L |
| 3615F | Sprayer 10Litres |
| 3615S | Sprayer extreme, high pressure, 10Litres |
| 3965 | Trolley for 3595F or 3615F. |
| 6321L | Control Valve with Spiral Hose 2,5 m |
| 3658 | Spray Tube and nozzle |
| 2303 | Nozzle, round spraypattern |
| 1421F | Nozzle, flat spraypattern |

Sprayer

Sprayer in polyethylene with 40 cm spray nozzle. The pressure is generated by a hand pump. Especially suitable for spraying chemicals in all areas, from strong acids (sprayer with FPM seals) to highly alkaline products (sprayer with EPDM seals).

3275PP

| Part No | Maximum pressure | Pump | Volume | Seals | Weight (Gross) |
|---------|-------------------|---------------|--------|--------------|----------------|
| 3275PP | 0,3 (3) MPa (bar) | Hand operated | 5 l | FKM / Viton® | 2,9 kg |
| 3275PE | 0,3 (3) MPa (bar) | Hand operated | 5 l | EPDM | 2,9 kg |
| 3270PP | 0,3 (3) MPa (bar) | Hand operated | 10 l | FKM / Viton® | 3,2 kg |
| 3270PE | 0,3 (3) MPa (bar) | Hand operated | 10 l | EPDM | 2,9 kg |



Hand held sprayers

For cleaning, corrosion protection, lubrication, impregnation. Flexi plus and Universal has a powerful air pump to build up pressure. A safety valve protects against over compression. Tank with fill level scale, Viton® seals and adjustable nozzle.

| Part No | Maximum pressure | Pump | Volume | Weight (Gross) |
|---------|-------------------|---------------|--------|----------------|
| 3131P | 0,3 (3) MPa (bar) | Hand operated | 1,5 l | 0,1 kg |
| 3132PG | 0,3 (3) MPa (bar) | Hand operated | 1,5 l | 0,42 kg |
| 3132PR | 0,3 (3) MPa (bar) | Hand operated | 1,0 l | 0,41 kg |
| 3132PP | 0,3 (3) MPa (bar) | Hand operated | 1,5 l | 0,42 kg |
| 3132BC | 0,3 (3) MPa (bar) | Hand operated | 1,5 l | 0,42 kg |
| 3132NG | 0,3 (3) MPa (bar) | Hand operated | 1,5 l | 0,42 kg |
| 3111P | | Hand operated | 1 l | 0,1 kg |

3131P



3132PG



3132PR



3111P



3132PP



3132BC



Rotary pump

For water based fluids and other chemicals. Made of PVC with Ø 27 mm outlet pipe and G2" (m) bung adapter.

| Part No | Capacity | Riser tube length | Pump tube |
|---------|------------------|-------------------|-----------|
| 21200 | 0,3 l/revolution | 280-1030 mm | ø 44 mm |



Drum pump

Wide range of hand-operated piston pumps in several models in different materials for the highest compatibility with different types of liquids. Delivered with telescopic suction tube, G2" and G1 1/2" bung adapter.

| Part No | Model | Media | Capacity | Colour |
|---------|--|--|----------------------|--------------|
| 21210 | Pump hand-operated barrel polypropylene with steel piston rod. 0,3 - 0,45 l/stroke | Antifreeze/Degreaser | 0,3 - 0,45 l/ stroke | Black/blue |
| 21211 | Drum pump made of polypropylene 0,3-0,45 l/stroke | Antifreeze/Degreaser | 0,3-0,45 l/ stroke | Black/ green |
| 21215 | Drum Pump. Made of Ryton with the piston made of stainless steel. 0,3 - 0,45 l/stroke | Water/Antifreeze/ Windshield Wash/ Degreaser | 0,3 - 0,45 l/ stroke | Black |
| 21131 | Drum Pump PP/EPDM 0,5 l/ stroke | Water/Antifreeze/ Degreaser | 0,5 l/stroke | Black/blue |
| 21132 | Drum Pump PP/Viton 0,5 l/stroke | Water/Antifreeze/ Windshield Wash/ Degreaser | 0,5 l/stroke | Black/red |
| 21122 | Drum Pump 208 l drum. Made of polypropylene with Viton seals. Water/Antifreeze/Windshield Wash/Degreaser | Water/Antifreeze/ Windshield Wash/ Degreaser | 0,3 l/stroke | Black/blue |



Hand operated diaphragm pump

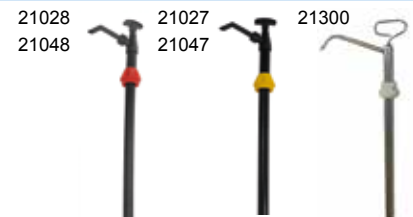
For transfer of different fluids. The pump can be used for drums (with a special adapter kit included in 21221) or wall mounted. Lot of different fluids can be transferred, even contaminated fluids.

| Part No | Model | Capacity |
|---------|--|--------------------|
| 21220 | Pump Hand-operated diaphragm pump for transfer of various liquids 25 l/min free flow | 25 l/min free flow |
| 21221 | Hand operated diaphragm pump (incl accessories). 25 l/min free flow | 25 l/min free flow |



Drum pump

| Part No | Riser tube length | Material |
|---------|-------------------|-----------------|
| 21027 | 1000 mm | Nylon 6 |
| 21047 | 500 mm | Nylon 6 |
| 21028 | 1000 mm | Polypropylene |
| 21048 | 500 mm | Polypropylene |
| 21300 | 700 mm | Stainless steel |



Manual syphon pumps

| Part No | Capacity | For container | Riser tube length |
|---------|-----------------------|---------------|-------------------|
| 21230 | ~6,5 l/min free flow | 25 l | 390 mm |
| 21232 | ~18,5 l/min free flow | 208 l | 850 mm |



Drum tap

| Part No | Thread | Seals | Material |
|---------|--------------|----------------|-----------------|
| 24506 | 2" (M) BSP | NBR / Buna-N | Aluminium |
| 24580 | 3/4" (M) BSP | PTFE / Teflon® | Stainless steel |

24506



24580



Graduated measures

Measures moulded from high quality plastic in various sizes.

| Part No | Model |
|---------|--|
| 21609 | Graduating measuring jugs set of 6 pcs |
| 21710 | 1L Measuring jug |
| 21711 | 2L Measuring jug |
| 21712 | 3L Measuring jug |
| 21713 | 5L Measuring jug |



Plastic measures

Measuring jugs with handle, made of polyethylene, resistant to oil, gasoline and chemicals.

| Part No | Volume |
|---------|--------|
| 21625 | 1,0 l |
| 21626 | 2,0 l |
| 21657 | 3,0 l |
| 21627 | 5,0 l |



Tin measures

Measuring jugs with handle, made of tinned metal, resistant to oil, gasoline and chemicals.

| Part No | Volume |
|---------|--------|
| 21637 | 1,0 l |
| 21638 | 2,0 l |
| 21667 | 5,0 l |
| 21668 | 10,0 l |
| 21669 | 20,0 l |



21637



21668

Containers

Container with handle, made of polyethylene. Filling hole with lid and capped nozzle.

| Part No | Volume |
|---------|--------|
| 21644 | 6 l |
| 21666 | 11 l |



21644

Oil drain & parts cleaning pans

Handy oil drain & parts cleaning pan for washing small parts or for oil drain. Made of oil and chemical resistant polyethylene.

| Part No | Model | Volume |
|---------|--|--------|
| 21635 | Wash/ Waste oil bowl in polyethylene. 8 l | 8 l |
| 21619 | Wash/ Waste oil bowl in polyethylene. 14 l | 14 l |
| 21509 | Waste oil container 8 l | 8 l |




21635

21619




21509



Funnels

Funnels with handle, made of chemical resistant polyethylene with splash rim and removable brass strainer.

| Part No | Volume |
|---------|-------------|
| 21630 | 1,3 l |
| 21631 | 1,3 l |
| 21633 | 0,05-0,27 l |



Anti-splash funnels

| Part No | Dimension |
|---------|-----------|
| 21632 | Ø 190 mm |
| 21605 | Ø 230 mm |



Garage funnels

| Part No | Model | Dimension |
|---------|---|-----------|
| 21606 | Garage funnel 300 mm with a strainer. | 300 mm |
| 21607 | Garage funnel 300mm with a diesel/water separator filter. | 300 mm |



Tin funnels

Funnels with handle, made of tinned metal, resistant to oil, gasoline and chemicals.

| Part No | Dimension |
|---------|-----------|
| 21628 | Ø 160 mm |
| 21629 | Ø 200 mm |
| 21634 | L=300 mm |



Garage kit

Includes the most commonly used measures, funnels, 11L container and oil drainer.

| Part No |
|---------|
| 21610 |



Air treatment units

| Part No | Model | Type | Connection |
|---------|---|----------------------------|--------------|
| 42103 | FR-Unit with valve 1/4" (F) BSP | 42009, 42107, 42110 | 1/4" (F) BSP |
| 42105 | FRL-Unit with valve 1/4" (F) BSP | 42107, 42009, 42108, 42110 | 1/4" (F) BSP |
| 2026154 | Bracket for 42103 on 22750, 22760, 22850 | | |
| 2226156 | Hose air 0,15MxØ8mm, push-in coupling 1/4"(f) 90°- push-in coupling 1/4"(f) 90° | | |



Air line hoses

For connection from pipeline to pump. PUR hose max. working pressure 1.5 MPa (15 bar), push-in connectors with male thread.

| Part No | Dimension | Thread | Length |
|---------|---------------------|-------------------------|--------|
| 48101 | 8 (5/16") mm (inch) | 1/4" - 1/4" (M)-(M) BSP | 1,5 m |
| 48102 | 8 (5/16") mm (inch) | 1/4" - 1/4" (M)-(M) BSP | 3 m |
| 48105 | 12 (1/2") mm (inch) | 1/2" - 1/2" (M)-(M) BSP | 1,5 m |
| 48106 | 12 (1/2") mm (inch) | 1/2" - 1/2" (M)-(M) BSP | 3 m |

48101



Bung adapters

With split collar. G2" (m) thread for drum or drum covers.

| Part No | Pump | Pump tube |
|---------|---|-----------|
| 28595 | 22700, 22705, 22720, 22725, 22750, 22752, 22772 | Ø 50 mm |
| 28592 | 22800, 22802, 22805, 22820, 22825, 22850, 22852 | Ø 52 mm |
| 2125753 | 22770, 22775 | Ø 54 mm |



Drum cover protection (208 l drums)

| Part No | Capacity | Dimension | Quantity |
|---------|----------|-----------|----------|
| 34108 | 50 l | Ø 560 mm | 25 pce |
| 34109 | ~2 l | Ø 560 mm | 1 pce |



Wall bracket and floor stand

| Part No | Model |
|---------|---|
| 28524 | Wall bracket pump mounting thread G2" (f). |
| 28506 | Floor bracket pump mounting thread G2" (f). |
| 28553 | Wall bracket for diaphragm pump 1/2" |
| 28552 | Wall bracket for 1" diaphragm pump. |



Water inlet filter

For installation in pipe lines to prevent contamination.

| Part No | Maximum pressure | Connection |
|---------|--------------------|--------------|
| 28303 | 1,4 (14) MPa (bar) | 3/4" (F) BSP |

28303



2390196



Strainers

For mounting in pipe lines to prevent meters being damaged due to contamination. Washable cartridge of stainless steel. Max 5 MPa (50 bar).

| Part No | Thread | Material | Filtration |
|---------|-----------------------|-----------------|------------|
| 28022 | 1/2" (F) BSP | Stainless steel | 400 µm |
| 28059 | 3/4" (F) BSP | Stainless steel | 400 µm |
| 24583 | 3/4" 1/2" (F)-(F) BSP | Aluminium | 25 µm |

24583

28022
28059

Distribution hoses

Nitrile rubber hoses, 1/2" i.d. steel braided, PN 13,8 MPa (138 bar), swaged couplings G1/2" swivelling nuts, incl. two connection adapters, G1/2" (m) - G3/4" (m).

Technical data

Thread 1/2" 3/4" (F)-(M) BSP

| Part No | Length |
|---------|--------|
| 28009 | 2 m |
| 28010 | 3 m |
| 28011 | 4 m |
| 28012 | 5 m |
| 28013 | 6 m |
| 28015 | 8 m |



Connection hoses

Connection hose, steel braided, swaged couplings with swivelling nuts and adapter.

| Part No | Media | Thread | Length |
|---------|--|--------------------------|--------|
| 28078 | Oil/Glycol | 1" (F)-(M) BSP | 1,0 m |
| 28080 | Oil/Glycol | 1" 90° (F)-(M) BSP | 1,0 m |
| 28079 | Oil/Glycol | 3/4" 1" (F)-(M) BSP | 1,5 m |
| 28639 | Water/Antifreeze/Windshield Wash/Degreaser | 1/2" 3/4" (M)-(M) BSP | 1,5 m |
| 28649 | Water/Antifreeze/Windshield Wash/Degreaser | 1/2" 3/4"/1" (M)-(M) BSP | 1,5 m |
| 24228 | Water/Antifreeze/Windshield Wash/Degreaser | 1/2" 1/2" (F)-(F) BSP | 2 m |

28078

28080

28079



Drum suction attachments

Riser tube with foot valve and G2" bung adapter, hose 3/4" i.d., with swaged couplings G3/4" swivelling nut incl. adapters, G3/4" (m). Suction tube diameter for 28310 and 28311 Ø 42 mm.

| Part No | Model | Media | Dimension | Hose length | Riser tube length |
|---------|--|--|---------------------|-------------|-------------------|
| 28310 | Riser tube 1,08 m with foot valve. Oil/Glycol | Oil/Glycol | 19 (3/4") mm (inch) | 2 m | 1,08 m |
| 28311 | Riser tube 1,7 m with foot valve. Oil/Glycol | Oil/Glycol | 19 (3/4") mm (inch) | 2 m | 1,7 m |
| 28309 | Drum Suction Attachment. Riser tube 1,08 m, for corrosive liquids. | Water/Antifreeze/Windshield Wash/Degreaser | 19 (3/4") mm (inch) | 2 m | 1,08 m |
| 28409 | Suction pipe 1" PVC Ø40 L1200mm included 2 m 1" hose | Water/Antifreeze/Windshield Wash/Degreaser | 25 (1") mm (inch) | 2 m | 1,2 m |
| 28321 | Suction hose 5 m with foot valve | Oil/Glycol | 25 (1") mm (inch) | 5 m | |

28310

28309



28321

Shut-off valves

Ball valves made of brass with PTFE-seals, long or short levers, intended for oil and air lines.



| Part No | Type | Maximum working pressure | Connection |
|----------|--------|--------------------------|----------------|
| 30101117 | Lever | 6,4 (64) MPa (bar) | 3/8" (F) BSP |
| 30101093 | Lever | 5,0 (50) MPa (bar) | 1/2" (F) BSP |
| 30101111 | Lever | 5,0 (50) MPa (bar) | 3/4" (F) BSP |
| 30101081 | Lever | 5,0 (50) MPa (bar) | 1" (F) BSP |
| 30101084 | Lever | 2,5 (25) MPa (bar) | 1 1/2" (F) BSP |
| 30101087 | Lever | 2,5 (25) MPa (bar) | 1 1/4" (F) BSP |
| 30101102 | Lever | 2,5 (25) MPa (bar) | 2" (F) BSP |
| 30101129 | Handle | 2,5 (25) MPa (bar) | 1/4" (F) BSP |
| 30101123 | Handle | 6,4 (64) MPa (bar) | 1/2" (F) BSP |

Pressure relief valve

For protection of equipment against system pressure increase due to thermal expansion. (1 °C increase in temperature can cause 1,0 MPa, 10 bar increase in system pressure). Our 3:1 and 5:1 oil pumps are fitted with a pressure relief valve as standard.

28623



28629



| Part No | Model |
|---------|--|
| 28623 | Pressure relief valve opening pressure 60 Bar |
| 28625 | Pressure relief valve 60bar brass |
| 28629 | Banjo fitting, steel G 3/4" (utv. / inv.) och G1/4" (inv.) (F)-(M) BSP |
| 28642 | Safety Kit for preventing overpressure, brass |
| 28673 | Safety Kit for preventing overpressure, steel |

Drip holsters

To protect hose end meters and control valves when not in use and to collect any drips.

| Part No | Model |
|---------|--|
| 29090 | Drip holster. Standard |
| 29086 | Drip holster with separate drip container. |
| 29096 | Drip holster with separate drip container. |



Hose storage brackets

| Part No | Model |
|---------|---|
| 6027 | Hose storage bracket. |
| 28185 | Hose bracket. To keep the hose close to the wall. |

6027



28185



Hose storage rack

Designed for max. 30 m x 1/2"-hose, made of galvanized steel. Two fixing holes Ø 6 mm for wall mounting. Dimensions: approx. 200 x 300 x 120 mm (W x H x D).

28251



| Part No |
|---------|
| 28251 |

6 Diesel

| | |
|--|-----|
| Electric diesel pumps..... | 100 |
| Air operated diaphragm diesel pumps..... | 101 |
| Spring operated hose reels | 102 |
| Funnels and jerry cans | 103 |

Wall mounted pump kit 230 VAC 70 l/min.

70 l/min. pump mounted on a bracket for wall or tank mounting. The unit includes a 230 V diesel pump with on/off switch and 1.8 m cable, wall bracket, 4 m delivery hose, automatic nozzle and a three digit meter, flange mounted to the pump. Fluid inlet connection: 1" BSP (f). Meter valid for non commercial applications only.



| Part No |
|---------|
| 53700 |

Wall mounted pump kit 230 VAC 50 l/min.

70 l/min. pump mounted on a bracket for wall or tank mounting. The unit includes a 230 V diesel pump with on/off switch and 1.8 m cable, wall bracket, 4 m delivery hose, automatic nozzle and a three digit meter, flange mounted to the pump. Fluid inlet connection: 1" BSP (f). Meter valid for non commercial applications only.



| Part No |
|---------|
| 53701 |

Diesel transfer pump kit 230 VAC 50 and 70 l/min.

Technical data

| | |
|--------------|----------|
| Voltage | 230 V AC |
| Hose length | 4 m |
| Cable length | 2 m |



| Part No | Capacity |
|---------|--------------------|
| 53710 | 50 l/min free flow |
| 53713 | 70 l/min free flow |

Diesel transfer pump kit 12 or 24 VDC

Technical data

| | |
|--------------|-----|
| Hose length | 4 m |
| Cable length | 2 m |



| Part No | Capacity | Voltage |
|---------|--------------------|---------|
| 53711 | 40 l/min free flow | 24 V DC |
| 53712 | 40 l/min free flow | 12 V DC |
| 53714 | 60 l/min free flow | 12 V DC |

Diesel transfer pumps

Self priming pumps with self-adjustable vanes. Pump body made of castiron with rustproof treatment, rotor of sintered steel and vanes of acetal resin. The pump includes a by-pass valve and a built in filter with easy access for cleaning.

Technical data

| | |
|------------|----------------|
| Connection | 1" (F)-(F) BSP |
|------------|----------------|



| Part No | Capacity | Voltage |
|---------|--------------------|----------|
| 53740 | 50 l/min free flow | 230 V AC |
| 53741 | 70 l/min free flow | 230 V AC |
| 53736 | 65 l/min free flow | 24 V DC |
| 53730 | 40 l/min free flow | 12 V DC |
| 53731 | 60 l/min free flow | 12 V DC |

Mobile refill tank for diesel

Complete fitted with a 12V electric pump 40 l/min, hose and automatic nozzle. Single walled tank with lid and integrated fork lifting points. Integrated nozzle holder. Meter can be fitted as an option.

| Part No | Capacity | Volume | Weight (Gross) |
|---------|--------------------|--------|----------------|
| 53762 | 40 l/min free flow | 220 l | 31 kg |
| 53764 | 40 l/min free flow | 440 l | 70 kg |



Mobile diesel distributor

Mobile distributor. Complete fitted with pump, hose and nozzle. Single walled tank with integrated handle. Nozzle holder is also integrated. Can be transported laying down. Meter can be fitted as an option. Dimensions (L x W x H): 500 x 470 x 1100 mm. Weight empty approx. 15 kg. Can be transported lying down.

| Part No | Capacity | Pump | Weight (Gross) |
|---------|----------|---------|----------------|
| 63215 | 110 l | 12 V DC | 18 kg |



Diesel pump accessories

| Part No | Model | Connection |
|---------|--|------------|
| 23605 | Automatic nozzle diesel | 1" (F) BSP |
| 23608 | Automatic Nozzle Diesel | 1" (F) BSP |
| 23606 | Manual Diesel Nozzle | 1" (F) BSP |
| 23607 | Inlet Swivel Diesel for G1"(f) Nozzles. | |
| 23604 | Swivel Diesel 3/4"(m)-1"(f) for 23605 | |
| 23603 | Swivel Diesel 1"(m)-1"(f), rotating 90 degree | |
| 28321 | Suction hose 5 m with foot valve | |
| 23609 | Suction attachment with telescopic suction tube 1000/1800 mm | |



Meters

| Part No | Model | Capacity | Maximum working pressure | Connection |
|---------|----------------------------------|------------------------|--------------------------|----------------|
| 23610 | Diesel Meter 100 l/min. | 10-100 l/min free flow | 1,0 (10) MPa (bar) | 1" (F)-(F) BSP |
| 24759 | Digital turbine meter 1" (F) BSP | 5-120 l/min free flow | 1,0 (10) MPa (bar) | 1" (F) BSP |



Diaphragm pump 1:1

Transfer pump for connection to bulk tank or drum. Air operated double diaphragm for transferring various fluids.

Technical data

Maximum air pressure 0,8 (8) MPa (bar)

| Part No | Capacity | Air connection | Outlet |
|---------|---------------------|----------------|--------------|
| 22210 | 50 l/min free flow | 3/8" (F) BSP | 1/2" (F) BSP |
| 22310 | 100 l/min free flow | 3/8" (F) BSP | 1" (F) BSP |



Installation kit for diaphragm pump

Components for an air operated pump, for 208 l drums and 1.000 l IBC containers. **Note!**

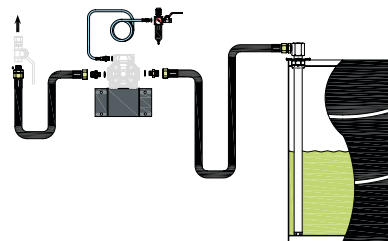
Pump not included, ordered separately.

Information

Air line hose L= 1,5 m

Outlet hose L= 1,5 m

Suction hose L= 2 m and suction tube L= 1 m



| Part No | Model |
|---------|--|
| 99666 | Installation kit for wall mounted air operated diaphragm pump 1/2" for drum |
| 99766 | Installation kit for wall mounted air operated diaphragm pump 1/2" for drums (excl. FRL) |
| 99667 | Installation kit for wall mounted air operated diaphragm pump 1" for drum |
| 99767 | Installation kit for wall mounted air operated diaphragm pump 1" for drum (excl. FRL) |

Fuel suction unit for gasoline, E85 & diesel

Suction removal directly from vehicle tanks. The unit includes a 120 l container, air operated diaphragm pump with a capacity of 7 l/min, fluid filter, hose and adaptors. The unit meets all the requirements for explosive environments.

| Part No |
|---------|
| 29555 |



Series ORL

Robust open hose reel made of lacquered steel sheet with oil -resistant reinforced hose. Can be equipped with pivotable bracket, article no 28913. For mounting in any position on wall or ceiling. Recommended mounting height, at least 2.5m above floor. For more information, see Chapter 8 hose reels.

| Part No | Media | Dimension | Maximum working pressure | Hose length |
|---------|----------------|-----------------------|--------------------------|-------------|
| 25436 | Oil/Air/Diesel | 12,5 (1/2") mm (inch) | 7,5 (75) MPa (bar) | 20 m |
| 25455 | Oil/Air/Diesel | 19 (3/4") mm (inch) | 7,5 (75) MPa (bar) | 15 m |



Series LOR

Open hose reel made of lacquered steel sheet with oil -resistant reinforced hose. Can be equipped with pivotable bracket, article no 28904. For mounting in any position on wall or ceiling. Recommended mounting height at least 2.5m above floor. For more information, see Chapter 8 hose reels.

| Part No | Media | Dimension | Maximum working pressure | Hose length |
|---------|----------------|---------------------|--------------------------|-------------|
| 25556 | Oil/Air/Diesel | 19 (3/4") mm (inch) | 6,0 (60) MPa (bar) | 20 m |
| 25565 | Oil/Air/Diesel | 25 (1") mm (inch) | 6,0 (60) MPa (bar) | 15 m |



Series ORB

Extra robust open hose reel made of lacquered steel sheet with oil -resistant reinforced hose. For mounting in any position on wall, floor or ceiling. Recommended mounting height, at least 2.5m above floor. For more information, see Chapter 8 hose reels.

| Part No | Media | Dimension | Maximum working pressure | Hose length |
|---------|----------------|---------------------|--------------------------|-------------|
| 25657 | Oil/Air/Diesel | 19 (3/4") mm (inch) | 7,5 (75) MPa (bar) | 25 m |
| 25665 | Oil/Air/Diesel | 25 (1") mm (inch) | 7,5 (75) MPa (bar) | 15 m |



Series ORH

Extra robust open hose reel made of lacquered steel sheet with oil -resistant reinforced hose. For mounting on floor. For more information, see Chapter 8 hose reels.

| Part No | Media | Dimension | Maximum working pressure | Hose length |
|---------|------------|-------------------------|--------------------------|-------------|
| 25885 | Oil/Diesel | 37,5 (1 1/2") mm (inch) | 2,0 (20) MPa (bar) | 15 m |



Series CRK

Cased hose reel made of lacquered steel sheet with oil -resistant reinforced hose. Can be equipped with pivotable bracket, article no 28913. For mounting in any position on wall or ceiling. Recommended mounting height at least 2.5m above floor. For more information, see Chapter 8 hose reels.

| Part No | Media | Dimension | Hose length |
|---------|------------------|---------------------|-------------|
| 36441 | Waste oil/Diesel | 16 (5/8") mm (inch) | 6 m |



Anti-splash funnels

| Part No | Dimension |
|---------|-----------|
| 21632 | Ø 190 mm |
| 21605 | Ø 230 mm |



21632
21605

Garage funnels

| Part No | Model | Dimension |
|---------|---|-----------|
| 21606 | Garage funnel 300 mm with a strainer. | 300 mm |
| 21607 | Garage funnel 300mm with a diesel/water separator filter. | 300 mm |



21606
21607

Plastic jerry cans

Suitable solution for storing and supplying fuel. Manufactured in a resistant red opaque HDPE. Product includes cap to avoid spillage and spout to ease delivery. They are ideal for keeping a fuel safety stock or for manually refuelling machines or vehicles where needed. There are three sizes available, all UN Approved.

| Part No | Model | Volume |
|---------|----------------------|--------|
| 21675 | Jerrycan Plastic 5L | 5 l |
| 21676 | Jerrycan Plastic 10L | 10 l |
| 21677 | Jerrycan Plastic 20L | 20 l |



Metal jerry cans

Suitable solution for storing and supplying fuel. Manufactured in a resistant sturdy metal construction with protective paint. Product includes cap to avoid spillage. They are ideal for keeping a fuel safety stock or for manually refuelling machines or vehicles where needed. There are three sizes available, all UN Approved. Outlet spout not included.

| Part No | Model | Volume |
|---------|---------------------|--------|
| 21685 | Jerrycan Metal 5L | 5 l |
| 21686 | Jerrycan Metal 10L | 10 l |
| 21687 | Jerrycan Metal 20L | 20 l |
| 21690 | Spout for Jerry Can | |



7 AdBlue

| | |
|----------------------------------|-----|
| AdBlue® electric pumps | 106 |
| Air operated AdBlue® pumps | 107 |
| Spring operated hose reels | 109 |
| AdBlue® nozzles & meters..... | 110 |
| Hand operated drum pump..... | 111 |
| AdBlue® accessories | 112 |

Electric 230 V diaphragm pump

Self-priming electric pump suitable for professional transfer of AdBlue® and other water-based non corrosive fluids from IBCs, drums or other containers.

Technical data

| | |
|---------------------------|----------------------|
| Capacity | 31 l/min free flow |
| Maximum pressure | 0,16 (1,6) MPa (bar) |
| Cable length | 2 m |
| Max suction height | 1,8 m |
| Connection | 1" (M) BSP |

| Part No | Motor | Voltage |
|---------|-------|----------|
| 55520 | 400 W | 230 V AC |



Electrical 12/24 V diaphragm pump

Self-priming electric pump suitable for professional transfer of AdBlue® and other water-based non corrosive fluids from IBCs, drums or other containers.

Technical data

| | |
|---------------------------|----------------------|
| Capacity | 35 l/min free flow |
| Maximum pressure | 0,16 (1,6) MPa (bar) |
| Cable length | 2 m |
| Max suction height | 1,8 m |
| Connection | 1" (M) BSP |

| Part No | Motor | Voltage |
|---------|-------|---------|
| 55530 | 260 W | 12 V DC |
| 55531 | 310 W | 24 V DC |



Distribution kit with electric pump

Consisting of electric diaphragm pump, 2,5 m suction hose with foot valve and 4 m outlet hose with manual nozzle.

| Part No | Pump | Voltage |
|---------|-------|----------|
| 75010 | 55520 | 230 V AC |
| 75011 | 55530 | 12 V DC |
| 75012 | 55531 | 24 V DC |



Distribution kit with electric pump 230 VAC and meter

Consisting of electric diaphragm pump 230 VAC, pump bracket for IBC or plastic drums, 1,5 m suction hose with connection adapter for suction tube, 4 m outlet hose with meter and manual nozzle or automatic nozzle.

| Part No | Model |
|---------|--|
| 75015 | Distribution kit AdBlue® with diaphragm pump 55520, 230V with manual nozzle and meter |
| 75016 | Distribution kit AdBlue® with diaphragm pump 55520, 230V with automatic nozzle and meter |



Mobile AdBlue® dispenser with electric pump 230 VAC and meter

Consisting of drum trolley with electric diaphragm pump 230 VAC, 1,5 m suction hose with suction strainer and 3 m outlet hose with automatic nozzle. Electric cable reel for increased operating range available as an accessory sold separately.

| Part No | Model |
|---------|--|
| 75020 | Mobile AdBlue® Dispenser with diaphragm pump 230 V and meter |
| 53621 | Cable Reel Electric 10 m 230 V AC |
| 28654 | Bracket for cable or hose reel |



Mobile refill tank for AdBlue®

Complete fitted with a 12V electric pump 40 l/min, hose and automatic nozzle. Single walled tank with lid and integrated fork lifting points. Integrated nozzle holder. Meter can be fitted as an option.

| Part No | Capacity | Volume | Packaging LxWxH |
|---------|--------------------|--------|--------------------|
| 53772 | 35 l/min free flow | 220 l | 0,9 x 0,6 x 0,62 m |



Mobile AdBlue® distributor

Mobile distributor. Complete fitted with pump, hose and nozzle. Single walled tank with integrated handle. Nozzle holder is also integrated. Can be transported laying down. Meter can be fitted as an option. Dimensions (L x W x H): 500 x 470 x 1100 mm. Weight empty approx. 15 kg. Can be transported lying down.

| Part No | Capacity | Pump | Volume |
|---------|--------------------|---------|--------|
| 73215 | 35 l/min free flow | 12 V DC | 110 l |



Air operated diaphragm pump 1:1

Air operated diaphragm pump for AdBlue® etc. Polypropylene model is suitable for transfer applications. Stainless steel model is suitable for pipe installations.

Technical data

| | |
|-----------------------------|-------------------|
| Air connection | 3/8" (F) BSP |
| Maximum air pressure | 0,8 (8) MPa (bar) |
| Inlet | 1/2" (F) BSP |
| Outlet | 1/2" (F) BSP |

| Part No | Capacity | Material pump body |
|---------|--------------------|----------------------------|
| 22206 | 30 l/min free flow | Polypropylene |
| 22230 | 50 l/min free flow | Polypropylene |
| 22241 | 50 l/min free flow | Stainless steel (AISI 316) |



Wall mounted diaphragm pump installation kit

Components for an air operated pump, for 208 l drums and 1.000 l IBC containers. **Note! Pump not included, ordered separately.**

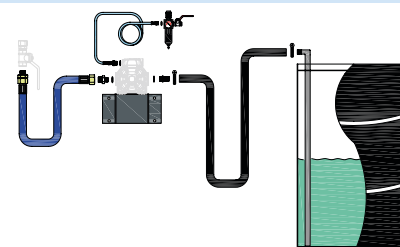
Information

Air line hose L= 1,5 m

Outlet hose L= 1,5 m

Suction hose L= 2 m and suction tube L= 1 m

| Part No | Model |
|---------|--|
| 99668 | Installation kit for wall mounted diaphragm pump 1/2", for 208 l drum or IBC |



Distribution kit with air operated diaphragm pump for trucks

Consisting of air operated diaphragm pump 22230, pump bracket for plastic drums or IBCs 75300, 1,5 m suction hose with connection adapter for suction tube and 3 m outlet hose with nozzle.



| Part No | Model |
|---------|--|
| 75050 | Distribution kit Adblue® with air operated diaphragm pump 22230 with manual nozzle |
| 75051 | Distribution kit Adblue® with air operated diaphragm pump with automatic nozzle |

Distribution kit with air operated diaphragm pump for cars

Consisting of air operated diaphragm pump 22206, pump bracket for plastic drums or IBCs, 1,5 m suction hose with connection adapter for suction tube and 3 m outlet hose with nozzle.



| Part No | Model |
|---------|--|
| 75055 | Distribution kit Adblue® with air operated diaphragm pump 22206 and manual nozzle 70215 |
| 75056 | Distribution kit Adblue® with air operated diaphragm pump (22206) and digital meter (70210) |
| 75057 | Distribution equipment Adblue® complete with air operated diaphragm pump 22206 and digital meter 24146 with overfilling indication |

Mobile AdBlue® dispenser with air operated diaphragm pump and meter

Consisting of drum trolley with air operated diaphragm pump 22206, 1,5 m suction hose with suction strainer and 3 m outlet hose with automatic nozzle. Air hose reel for increased operating range available as an accessory sold separately.



| Part No | Model |
|---------|---|
| 75060 | Mobile dispenser Adblue® with air operated diaphragm pump 22206 automatic nozzle, meter and trolley |
| 46315 | Hose Reel CRS blue composite hose and plastic swivel Air/Water 8 (5/16") mm (inch) 15 m |
| 28654 | Bracket for cable or hose reel |

Mobile AdBlue® dispenser with air operated diaphragm pump

Consisting of drum trolley with plastic drum, air operated diaphragm pump, 1,5 m suction hose with suction strainer and 3 m outlet hose with manual nozzle. For example, when performing repairs, the unit can be used to evacuate the AdBlue® from a vehicles tank and then refill with the same fluid.

| Part No |
|---------|
| 75000 |



Equipment for distribution of AdBlue from 1.000 L IBC containers directly into vehicle storage tanks. Consists of: Pump bracket for IBCs, diaphragm pump, 1 m suction hose, hose reel ORS 10m x 1/2", automatic nozzle and drip holster.

Technical data

Air connection 1/4" (F) BSP

| Part No | Model |
|---------|--|
| 75070 | Distribution kit Adblue® with air operated diaphragm pump, 1m suction hose, hose reel ORS 10m 1/2" and automatic valve |

**Series ORS**

Open hose reel with low weight made of aluminum with oil -resistant reinforced hose. Can be equipped with pivotable bracket, article no 28913. For mounting in any position on wall or ceiling. Recommended mounting height, at least 2.5m above floor. For more information, see Chapter 8 hose reels.

| Part No | Media | Dimension | Maximum working pressure | Hose length |
|---------|---------|-----------------------|--------------------------|-------------|
| 75232 | AdBlue® | 12,5 (1/2") mm (inch) | 1,5 (15) MPa (bar) | 10 m |
| 75235 | AdBlue® | 12,5 (1/2") mm (inch) | 1,5 (15) MPa (bar) | 15 m |

**Series OR**

Open hose reel made of lacquered steel sheet with oil -resistant reinforced hose. Can be equipped with pivotable bracket, article no 28902. For mounting in any position on wall or ceiling. Recommended mounting height, at least 2.5m above floor. For more information, see Chapter 8 hose reels.

| Part No | Media | Dimension | Maximum working pressure | Hose length |
|---------|---------|-----------------------|--------------------------|-------------|
| 24971 | AdBlue® | 12,5 (1/2") mm (inch) | 6,0 (60) MPa (bar) | 20 m |
| 75355 | AdBlue® | 19 (3/4") mm (inch) | 1,8 (18) MPa (bar) | 15 m |

**Series ORL**

Robust open hose reel made of lacquered steel sheet with oil -resistant reinforced hose. Can be equipped with pivotable bracket, article no 28913. For mounting in any position on wall or ceiling. Recommended mounting height, at least 2.5m above floor. For more information, see Chapter 8 hose reels.

| Part No | Media | Dimension | Maximum working pressure | Hose length |
|---------|--------------------------|---------------------|--------------------------|-------------|
| 65455 | Windscreen fluid/AdBlue® | 19 (3/4") mm (inch) | 2,0 (20) MPa (bar) | 15 m |



Series CRK

Cased hose reel made of lacquered steel sheet with oil -resistant reinforced hose. Can be equipped with pivotable bracket, article no 28913. For mounting in any position on wall or ceiling. Recommended mounting height at least 2.5m above floor. For more information, see Chapter 8 hose reels.



| Part No | Media | Dimension | Maximum working pressure | Hose length |
|---------|---------|-----------------------|--------------------------|-------------|
| 76432 | AdBlue® | 12,5 (1/2") mm (inch) | 3,0 (30) MPa (bar) | 10 m |
| 76435 | AdBlue® | 12,5 (1/2") mm (inch) | 3,0 (30) MPa (bar) | 15 m |

Series CRO

Cased hose reel made of aluminum with oil -resistant reinforced hose. Can be equipped with pivotable bracket, article no 28913. For mounting in any position on wall or ceiling. Recommended mounting height at least 2.5m above floor. For more information, see Chapter 8 hose reels.



| Part No | Media | Dimension | Maximum working pressure | Hose length |
|---------|---------|-----------------------|--------------------------|-------------|
| 76232 | AdBlue® | 12,5 (1/2") mm (inch) | 1,5 (15) MPa (bar) | 10 m |
| 76235 | AdBlue® | 12,5 (1/2") mm (inch) | 1,5 (15) MPa (bar) | 15 m |

AdBlue® nozzles

| Part No | Model | Capacity | Connection |
|---------|---|--------------------|-------------------------|
| 70215 | Control valve soft-closing for AdBlue®, lockable with straight outlet hose 1/2" (F) BSP | 30 l/min free flow | 1/2" (F) BSP |
| 23580 | Nozzle manual AdBlue® with swivel | 90 l/min free flow | 1" (F) BSP |
| 75203 | Nozzle Manual Adblue® | 80 l/min free flow | ø19 mm |
| 23577 | Nozzle automatic AdBlue® with swivel | 45 l/min free flow | 19 (3/4") mm (inch) |
| 75204 | Nozzle Automatic AdBlue® with swivel | 45 l/min free flow | 1/2" (M) BSP |
| 75200 | Nozzle automatic Adblue®, with swivel and magnetic mis-filling device | 45 l/min free flow | 19 (3/4") Ø mm (inch) |
| 75201 | Nozzle automatic Adblue® Elaflex with swivel | 10 l/min free flow | 1" (M) BSP |
| 75202 | Nozzle automatic Adblue®, with swivel | 10 l/min free flow | 19 (3/4") mm (inch) |
| 75205 | Nozzle automatic for Adblue®, with swivel | 10 l/min free flow | 1/2" (M) BSP |
| 75211 | Sleeve G1"(f) Stainless Steel | | 1" (F) BSP |
| 75210 | Swivel Chem 1/2" - 1" (M)-(M) BSP Stainless steel | | 1/2" - 1" (M)-(M) BSP |
| 24621 | Swivel chem G1/2"(m) - G1/2"(m) stainless steel | | 1/2" (M)-(M) BSP |
| 24623 | Swivel Chemicals G3/4"(f)-G3/4"(m) Stainless steel | | 3/4" - 3/4" (F)-(M) BSP |



AdBlue® hose end meter

AdBlue® nozzle with digital meter. One model featuring an electronic indication when the container is full to prevent over-filling.

Technical data

| | |
|---------------------------------|--------------------|
| Capacity | 30 l/min free flow |
| Maximum working pressure | 3,0 (30) MPa (bar) |
| Connection | 1/2" (F) BSP |

| Part No | Model |
|---------|---|
| 70210 | Digital hose end meter soft-closing for AdBlue®, lockable with straight outlet hose 1/2" (F) BSP |
| 70211 | Digital hose end meter soft-closing for AdBlue®, lockable with overfilling indication. 1/2" (F) BSP |

70210



70211



AdBlue® meter

AdBlue® meter with big display for simple installation. The meter can be installed directly on the control valve or at the end of the hose. The meter is powered by two batteries which can be easily replaced.

| Part No | Model | Capacity | Maximum working pressure | Connection |
|---------|---|------------------------|--------------------------|--------------|
| 24759 | Digital turbine meter 1" (F) BSP | 5-120 l/min free flow | 1,0 (10) MPa (bar) | 1" (F) BSP |
| 25051 | Digital inline-meter G1/2"(f) stainless steel | 1 - 50 l/min free flow | 10 (100) MPa (bar) | 1/2" (F) BSP |
| 25052 | Digital inline-meter G1/2"(f) PVC | 1 - 50 l/min free flow | 3,0 (30) MPa (bar) | 1/2" (F) BSP |

24759



25051



25052

Hand operated drum pump

Wide range of hand-operated piston pumps in several models in different materials for the highest compatibility with different types of liquids. Delivered with telescopic suction tube, G2" and G1 1/2" bung adapter.

| Part No | Model | Capacity |
|---------|---|--------------|
| 21131 | Drum Pump PP/EPDM 0,5 l/stroke | 0,5 l/stroke |
| 21122 | Drum Pump 208 l drum. Made of polypropylene with Viton seals. Water/ Antifreeze/Windshield Wash/Degreaser | 0,3 l/stroke |
| 28400 | Hose Adblue® 2Mx3/4" with Valve for 21122 & 21131 | |

21131



21122



Rotary pump

For water based fluids and other chemicals. Made of PVC with Ø 27 mm outlet pipe and G2" (m) bung adapter.

| Part No | Capacity | Riser tube length | Pump tube | Weight (Gross) |
|---------|------------------|-------------------|-----------|----------------|
| 21200 | 0,3 l/revolution | 280-1030 mm | ø 44 mm | 1,95 kg |



Distribution kit with hand operated drum pump

Consisting of hand operated drum pump, pump bracket for IBC, 1,5 m suction hose with connection adapter and 2 m outlet hose with manual nozzle.

| Part No | Model |
|---------|--|
| 75100 | Pump kit Adblue® for IBC with hand operated lever pump and manual nozzle |



Drum adapters

| Part No | Model |
|---------|---|
| 2310033 | Adapter Mauser (m) - Trisure (f) |
| 2310039 | Lid for IBC 160x7mm, 56x4 Trisure (f) |
| 2310045 | Bung adaptor DIN61-3/4"(f) |
| 28235 | Adapter G2" (f) -Trisure Ø 56 mm, pitch approx. 4 mm (m) |
| 28236 | Adapter G2" (f) -Multi adapter with locking screw Ø55-65 mm(f) |
| 28234 | Adapter G2" (f) -Midland |
| 28238 | Adapter G2" (f) - Mauser Ø 70 mm, pitch approx. 6 mm (m) |
| 28239 | Adapter G2" (f) - Berg Ø 53 mm, pitch approx. 3,5 mm (f) |
| 2310035 | Adapter G2" (f) - DIN 70 (f) pitch approx. 6 mm |
| 2310034 | Adapter G2" (f) - DIN 61 (f) pitch approx. 5 mm (IBC) |
| 2310037 | Adapter G3/4" (f) - Trisure Ø 56 mm, pitch 4 mm (m) |
| 2310038 | Adapter G3/4" (f) - DIN 70 (f) pitch approx. 6 mm |
| 28339 | Adapter DIN 61 suits the most IBC containers - Hose tail 25 mm (1") |
| 2310044 | Adapter G2" (f) - DIN 63 (f) |
| 2310043 | Lid for IBC Ø160mm G2"(f) |



Accessories

| Part No | Model | Thread | Connection |
|----------|--|--------------------------|-------------------------|
| 2410046 | Telescopic suction tube with suction tube adaptor for AdBlue® in drums and IBC | 2" Trisure | 20 mm |
| 28409 | Suction pipe 1" PVC Ø40 L1200mm included 2 m 1" hose | | |
| 7350012 | Hose fitting G1" (f) - Ø20 mm Plastic | | Ø20 - 1" ØMM-(F) (G) |
| 7350013 | Hose fitting G1" (f) - Ø25 mm Plastic | | Ø25 - 1" ØMM-(F) (G) |
| 7350009 | Hose fitting G1" (m) - Ø20 mm Plastic | | Ø20 - 1" ØMM-(M) BSP |
| 7350016 | Hose fitting G3/4" (m) - Ø13 mm Plastic | | Ø13 - 3/4" ØMM-(M) BSP |
| 7350006 | Hose fitting G1/2" (m) - Ø13 mm Plastic | | Ø13 - 1/2" ØMM-(M) BSP |
| 7350008 | Hose fitting G1/2" (m) - Ø20 mm Plastic | | Ø20 - 1/2" ØMM-(M) BSP |
| 25300102 | Hose Nipple G1/2"(m)- 1/2" Hose AISI316 | Ø12,7 - 1/2" ØMM-(M) BSP | |
| 7350005 | Adaptor G1/2" (m) - G3/4" (f) Plastic | | 3/4" - 1/2" (F)-(M) BSP |
| 7350015 | Adaptor G1/2" (m) - G1/2" (m) Plastic | | 1/2" - 1/2" (M)-(M) BSP |
| 7350021 | Check valve G1"(f) - G1"(f) Plastic | | 1" - 1" (F)-(F) BSP |
| 7350020 | Foot valve with strainer G1"(f) Plastic | | 1" (F) BSP |
| 72101126 | Hose clamp Ø12-20 (1/2") mm (inch) | | |
| 72101081 | Hose clamp Ø16-25 (5/8") mm (inch) | | |
| 72101087 | Hose clamp Ø20-32 (3/4") mm (inch) | | |
| 75300 | Pump Bracket for Plastic Drums and IBC containers. | | |
| 14095008 | Hose Adblue® 1/2" rubber (per meter) | | |
| 14611008 | Hose Adblue® 1/2" transparent, per meter | | |
| 14611012 | Hose Adblue® 3/4" transparent, per meter | | |
| 14611016 | Hose AdBlue® 1" transparent, per meter | | |

2410046



7350012



7350013



7350020



7350021



72101081



14611008



75300



8 Hose reels

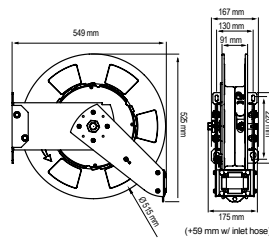
| | |
|-----------------------------|-----|
| Hose reels, open | 116 |
| Hose reels, enclosed | 121 |
| Electric cable reels | 123 |
| Hose reel accessories | 124 |

General information

Wherever longer hoses are required it is strongly recommended that hose reels are used. There are several advantages in using hose reels, such as longer hose life, increased safety and improved efficiency. Once installed the hose is always readily available but can be retracted out of the way when not in use. Hose free floors will reduce the risk of accidents due to tripping and will also aid identification. As a consequence they help to increase the efficiency and hence the profitability of the workshop. Hose reels can be installed on the wall, floor or ceiling or to special frameworks. We recommend that they should be installed at least 2,5 meters above the floor. Certain larger models are only for floor mounting. Powder coated in RAL7012.

Series ORM

Robust open hose reel made of lacquered steel sheet with oil -resistant reinforced hose. Can be equipped with pivotable bracket, article no 28913. For mounting in any position on wall or ceiling. Recommended mounting height, at least 2.5m above floor.

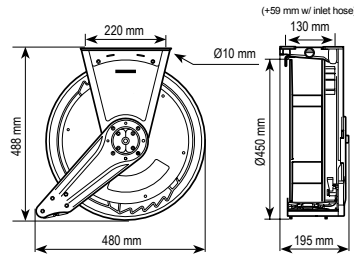


28913

| Part No | Media | Dimension | Inlet | Outlet | Maximum working pressure | Hose length |
|---------|----------------------------|-----------------------|------------------|------------------|--------------------------|----------------------------|
| 45135 | Air/Water | 12,5 (1/2") mm (inch) | 1/2" (F)-(M) BSP | 1/2" (M) BSP | 2,0 (20) MPa (bar) | 15 m |
| 25135 | Oil/Air | 12,5 (1/2") mm (inch) | 1/2" (F)-(M) BSP | 1/2" (F)-(M) BSP | 7,5 (75) MPa (bar) | 15 m |
| 15125 | Grease | 10 (3/8") mm (inch) | 3/8" (F)-(M) BSP | 1/4" (M) BSPT | 35 (350) MPa (bar) | 15 m |
| 55125 | Hot water | 10 (3/8") mm (inch) | 3/8" (F)-(M) BSP | 3/8" (F)-(M) BSP | 18 (180) MPa (bar) | 15 m |
| 25105 | Oil/Air | | 1/2" (M) BSP | 1/2" (M) BSP | 7,5 (75) MPa (bar) | 15 m max (without hose) |
| 65135 | Windscreen fluid/Degreaser | 12,5 (1/2") mm (inch) | 1/2" (F)-(M) BSP | 1/2" (F)-(M) BSP | 7,5 (75) MPa (bar) | 15 m |

Series ORS

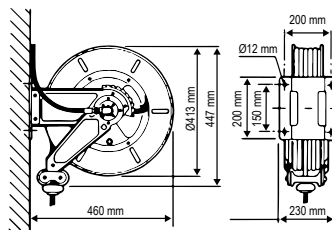
Open hose reel with low weight made of aluminum with oil -resistant reinforced hose. Can be equipped with pivotable bracket, article no 28913. For mounting in any position on wall or ceiling. Recommended mounting height, at least 2.5m above floor.



| Part No | Media | Dimension | Inlet | Outlet | Maximum working pressure | Hose length |
|---------|--------------------------------|-----------------------|------------------|------------------|--------------------------|----------------------------|
| 45222 | Air/Water | 10 (3/8") mm (inch) | 1/2" (F)-(M) BSP | 3/8" (M) BSP | 2,0 (20) MPa (bar) | 10 m |
| 45225 | Air/Water | 10 (3/8") mm (inch) | 1/2" (F)-(M) BSP | 3/8" (M) BSP | 2,0 (20) MPa (bar) | 15 m |
| 45235 | Air/Water | 12,5 (1/2") mm (inch) | 1/2" (F)-(M) BSP | 1/2" (M) BSP | 2,0 (20) MPa (bar) | 15 m |
| 25232 | Oil/Air | 12,5 (1/2") mm (inch) | 1/2" (F)-(M) BSP | 1/2" (F)-(M) BSP | 10 (100) MPa (bar) | 10 m |
| 25235 | Oil/Air | 12,5 (1/2") mm (inch) | 1/2" (F)-(M) BSP | 1/2" (F)-(M) BSP | 10 (100) MPa (bar) | 15 m |
| 15212 | Grease | 6,35 (1/4") mm (inch) | 1/4" (F)-(M) BSP | 1/4" (M) BSP | 35 (350) MPa (bar) | 10 m |
| 15225 | Grease | 10 (3/8") mm (inch) | 3/8" (F)-(M) BSP | 1/4" (M) BSP | 35 (350) MPa (bar) | 15 m |
| 55225 | Hot water | 10 (3/8") mm (inch) | 3/8" (F)-(M) BSP | 3/8" (F)-(M) BSP | 17 (170) MPa (bar) | 15 m |
| 65232 | Windscreen fluid/ Degreaser | 12,5 (1/2") mm (inch) | 1/2" (F)-(M) BSP | 1/2" (F)-(M) BSP | 7,5 (75) MPa (bar) | 10 m |
| 65235 | Windscreen fluid/ Degreaser | 12,5 (1/2") mm (inch) | 1/2" (F)-(M) BSP | 1/2" (F)-(M) BSP | 7,5 (75) MPa (bar) | 15 m |
| 35241 | Waste oil | 16 (5/8") mm (inch) | 1/2" (F)-(M) BSP | 1/2" (F)-(M) BSP | | 6 m |
| 75232 | AdBlue® | 12,5 (1/2") mm (inch) | 1/2" (F)-(M) BSP | 1/2" (F)-(M) BSP | 1,5 (15) MPa (bar) | 10 m |
| 25205 | Oil | | 1/2" (M) BSP | 1/2" (M) BSP | 10 (100) MPa (bar) | 15 m max (without hose) |

Series OR


Open hose reel made of lacquered steel sheet with oil -resistant reinforced hose. Can be equipped with pivotable bracket, article no 28902. For mounting in any position on wall or ceiling. Recommended mounting height, at least 2.5m above floor.



| Part No | Media | Dimension | Inlet | Outlet | Maximum working pressure | Hose length |
|---------|----------------|-------------------------|-------------------------|-------------------------|--------------------------|----------------------------|
| 45336 | Air/Water | 12,5 (1/2") mm (inch) | 1/2" (F)-(M) BSP | 1/2" (M) BSPT | 1,8 (18) MPa (bar) | 20 m |
| 25336 | Oil/Air | 12,5 (1/2") mm (inch) | 1/2" (F)-(M) BSP | 1/2" (F) BSP | 6,0 (60) MPa (bar) | 20 m |
| 15325 | Grease | 10 (3/8") mm (inch) | 3/8" (F)-(M) BSP | 3/8" (F) BSP | 40 (400) MPa (bar) | 15 m |
| 75355 | AdBlue® | 19 (3/4") mm (inch) | 19 (3/4") mm (inch) | 19 (3/4") mm (inch) | 1,8 (18) MPa (bar) | 15 m |
| 25306 | Oil/Air | | 3/8" (F) BSP | | 40 (400) MPa (bar) | 20 m max (without hose) |
| 44465 | Oxygen/propane | 2x10 (2x3/8") mm (inch) | 2x10 (2x3/8") mm (inch) | 2x10 (2x3/8") mm (inch) | 2,0 (20) MPa (bar) | 15 m |

Series OR Stainless steel

Open hose reel made of stainless steel with oil -resistant reinforced hose. Can be equipped with pivotable bracket, item no 28902. NOTE! Swivel bracket is made of lacquered steel sheet. For mounting in any position on wall or ceiling. Recommended mounting height, at least 2.5m above floor.



| Part No | Media | Dimension | Inlet | Outlet | Maximum working pressure | Hose length |
|---------|----------------------------|-----------------------|------------------|---------------|--------------------------|-------------|
| 45335RF | Air/Water | 12,5 (1/2") mm (inch) | 1/2" (F)-(M) BSP | 1/2" (M) BSPT | 1,8 (18) MPa (bar) | 15 m |
| 25335RF | Oil/Air | 12,5 (1/2") mm (inch) | 1/2" (F)-(M) BSP | 1/2" (F) BSP | 6,0 (60) MPa (bar) | 15 m |
| 24957 | Hot water | 10 (3/8") mm (inch) | 3/8" (F)-(M) BSP | 3/8" (F) BSP | 18 (180) MPa (bar) | 20 m |
| 24971 | AdBlue® | 12,5 (1/2") mm (inch) | 1/2" (F)-(M) BSP | 1/2" (F) BSP | 6,0 (60) MPa (bar) | 20 m |
| 65335RF | Windscreen fluid/Degreaser | 12,5 (1/2") mm (inch) | 1/2" (F)-(M) BSP | 1/2" (F) BSP | 6,0 (60) MPa (bar) | 15 m |

Series ORL

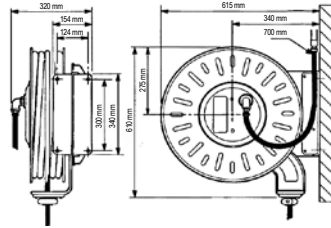
Robust open hose reel made of lacquered steel sheet with oil -resistant reinforced hose. Can be equipped with pivotable bracket, article no 28913. For mounting in any position on wall or ceiling. Recommended mounting height, at least 2.5m above floor.



| Part No | Media | Dimension | Inlet | Outlet | Maximum working pressure | Hose length |
|---------|--------------------------|-----------------------|------------------|------------------|--------------------------|-------------------------|
| 25436 | Oil/Air/Diesel | 12,5 (1/2") mm (inch) | 1/2" (F)-(M) BSP | 1/2" (F)-(M) BSP | 7,5 (75) MPa (bar) | 20 m |
| 25455 | Oil/Air/Diesel | 19 (3/4") mm (inch) | 3/4" (F)-(M) BSP | 3/4" (F)-(M) BSP | 7,5 (75) MPa (bar) | 15 m |
| 15436 | Grease | 12,5 (1/2") mm (inch) | 1/2" (F)-(M) BSP | 1/2" (F)-(M) BSP | 27,5 (275) MPa (bar) | 20 m |
| 65455 | Windscreen fluid/AdBlue® | 19 (3/4") mm (inch) | 3/4" (F)-(M) BSP | 3/4" (F)-(M) BSP | 2,0 (20) MPa (bar) | 15 m |
| 25406 | Oil/Air/Diesel | | 1/2" (F) BSP | 1/2" (M) BSP | 7,5 (75) MPa (bar) | 20 m max (without hose) |

Series LOR

Open hose reel made of lacquered steel sheet with oil -resistant reinforced hose. Can be equipped with pivotable bracket, article no 28904. For mounting in any position on wall or ceiling. Recommended mounting height at least 2.5m above floor.



| Part No | Media | Dimension | Inlet | Outlet | Maximum working pressure | Hose length |
|---------|----------------|-----------------------|--------------|--------------|--------------------------|-------------------------|
| 25537 | Oil/Air | 12,5 (1/2") mm (inch) | 1/2" (F) BSP | 1/2" (F) BSP | 6,0 (60) MPa (bar) | 25 m |
| 25556 | Oil/Air/Diesel | 19 (3/4") mm (inch) | 3/4" (F) BSP | 3/4" (F) BSP | 6,0 (60) MPa (bar) | 20 m |
| 25559 | Oil/Air/Diesel | 19 (3/4") mm (inch) | 3/4" (F) BSP | 3/4" (F) BSP | 6,0 (60) MPa (bar) | 35 m |
| 25565 | Oil/Air/Diesel | 25 (1") mm (inch) | 1" (F) BSP | 1" (F) BSP | 6,0 (60) MPa (bar) | 15 m |
| 15527 | Grease | 10 (3/8") mm (inch) | 3/8" (F) BSP | 3/8" (F) BSP | 40 (400) MPa (bar) | 25 m |
| 55527 | Hot water | 10 (3/8") mm (inch) | 3/8" (F) BSP | 3/8" (F) BSP | 40 (400) MPa (bar) | 25 m |
| 55537 | Hot water | 12,5 (1/2") mm (inch) | 1/2" (F) BSP | 1/2" (F) BSP | 30 (300) MPa (bar) | 25 m |
| 25507 | Various | | | | | 25 m max (without hose) |

Series LOR Stainless steel

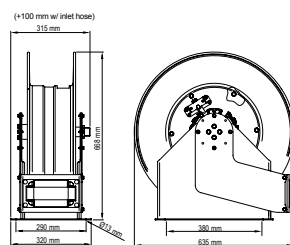
Open hose reel made of stainless steel with oil -resistant reinforced hose. Can be equipped with pivotable bracket, article no 28904. NOTE! Swivel bracket is made of lacquered steel sheet. For mounting in any position on wall or ceiling. Recommended mounting height, at least 2.5m above floor.



| Part No | Media | Dimension | Inlet | Outlet | Maximum working pressure | Maximum temperature | Hose length |
|---------|-----------|-----------------------|--------------|--------------|--------------------------|---------------------|-------------------------|
| 24965 | Hot water | 12,5 (1/2") mm (inch) | 1/2" (F) BSP | 1/2" (F) BSP | 30 (300) MPa (bar) | 150 °C | 25 m |
| 24960 | Various | | | | | | 25 m max (without hose) |

Series ORB

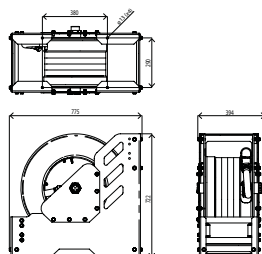
Extra robust open hose reel made of lacquered steel sheet with oil -resistant reinforced hose. For mounting in any position on wall, floor or ceiling. Recommended mounting height, at least 2.5m above floor.



| Part No | Media | Dimension | Inlet | Outlet | Maximum working pressure | Hose length |
|---------|----------------|-----------------------|------------------|------------------|--------------------------|--|
| 25638 | Oil/Air | 12,5 (1/2") mm (inch) | 1" (F)-(M) BSP | 1/2" (F)-(M) BSP | 7,5 (75) MPa (bar) | 30 m |
| 25656 | Oil/Air | 19 (3/4") mm (inch) | 3/4" (F)-(M) BSP | 3/4" (F)-(M) BSP | 7,5 (75) MPa (bar) | 20 m |
| 25657 | Oil/Air/Diesel | 19 (3/4") mm (inch) | 3/4" (F)-(M) BSP | 3/4" (F)-(M) BSP | 7,5 (75) MPa (bar) | 25 m |
| 25665 | Oil/Air/Diesel | 25 (1") mm (inch) | 1" (F)-(M) BSP | 1" (F)-(M) BSP | 7,5 (75) MPa (bar) | 15 m |
| 45665 | Air/Water | 25 (1") mm (inch) | 1" (F)-(M) BSP | 1" (F)-(M) BSP | 1,5 (15) MPa (bar) | 15 m |
| 45638 | Air/Water | 12,5 (1/2") mm (inch) | 1/2" (F)-(M) BSP | 1/2" (F)-(M) BSP | 1,5 (15) MPa (bar) | 30 m |
| 25606 | Oil/Air/Diesel | | 1" (M) BSP | 1" (F) BSP | 7,5 (75) MPa (bar) | 1"x15 / 3/4"x20 m max (without hose) |
| 25608 | Oil/Air/Diesel | | 1" (M) BSP | 1" (F) BSP | 7,5 (75) MPa (bar) | 1/2"x30 / 3/4"x25 m max (without hose) |

Series ORH

Extra robust open hose reel made of lacquered steel sheet with oil -resistant reinforced hose. For mounting on floor.



| Part No | Media | Dimension | Inlet | Outlet | Maximum working pressure | Hose length |
|---------|------------|-------------------------|----------------|----------------|--------------------------|-------------------------|
| 25885 | Oil/Diesel | 37,5 (1 1/2") mm (inch) | 1 1/2" (F) BSP | 1 1/2" (F) BSP | 2,0 (20) MPa (bar) | 15 m |
| 25805 | Oil/Diesel | 37,5 (1 1/2") mm (inch) | 1 1/2" (F) BSP | 1 1/2" (F) BSP | 2,0 (20) MPa (bar) | 15 m max (without hose) |

Series ORV

The hose reel is a robust and maintenance-free product. It is equipped with a 10 meter anti-static hose which can be easily pulled out and automatically rolled in by the spring rolling mechanism. The roller mechanism is set to withstand 8 meters of hose and 2 meters of free hanging. Hose length 8m Ø50mm, 2m Ø38mm. Bracket 100x190 mm C-C. Pressure switch and T-piece are required for mounting.



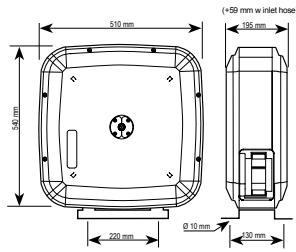
Technical data
Air connection

6 mm

| Part No | Model | Dimension | Inlet | Outlet | Hose length |
|---------|---|-----------|-------|--------|-------------|
| 85030 | Vacuum hose reel 8M Ø50mm + 2M Ø38mm + damper | 50/38 mm | 50 mm | 38 mm | 8+2 m |

Series CRO

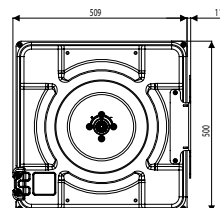
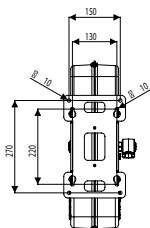
Cased hose reel made of aluminum with oil -resistant reinforced hose. Can be equipped with pivotable bracket, article no 28913. For mounting in any position on wall or ceiling. Recommended mounting height at least 2.5m above floor.



| Part No | Media | Dimension | Inlet | Outlet | Maximum working pressure | Hose length |
|---------|--------------------------------|-----------------------|------------------|------------------|--------------------------|----------------------------|
| 46222 | Air/Water | 10 (3/8") mm (inch) | 1/2" (F)-(M) BSP | 3/8" (M) BSP | 2,0 (20) MPa (bar) | 10 m |
| 46225 | Air/Water | 10 (3/8") mm (inch) | 1/2" (F)-(M) BSP | 3/8" (M) BSP | 2,0 (20) MPa (bar) | 15 m |
| 46235 | Air/Water | 12,5 (1/2") mm (inch) | 1/2" (F)-(M) BSP | 1/2" (M) BSP | 2,0 (20) MPa (bar) | 15 m |
| 26232 | Oil/Air | 12,5 (1/2") mm (inch) | 1/2" (F)-(M) BSP | 1/2" (F)-(M) BSP | 10 (100) MPa (bar) | 10 m |
| 26235 | Oil/Air | 12,5 (1/2") mm (inch) | 1/2" (F)-(M) BSP | 1/2" (F)-(M) BSP | 10 (100) MPa (bar) | 15 m |
| 16212 | Grease | 6,35 (1/4") mm (inch) | 1/4" (F)-(M) BSP | 1/4" (M) BSP | 35 (350) MPa (bar) | 10 m |
| 16225 | Grease | 10 (3/8") mm (inch) | 3/8" (F)-(M) BSP | 1/4" (M) BSP | 35 (350) MPa (bar) | 15 m |
| 56225 | Hot water | 10 (3/8") mm (inch) | 3/8" (F)-(M) BSP | 3/8" (F)-(M) BSP | 17 (170) MPa (bar) | 15 m |
| 66232 | Windscreen fluid/ Degreaser | 12,5 (1/2") mm (inch) | 1/2" (F)-(M) BSP | 1/2" (F)-(M) BSP | 7,5 (75) MPa (bar) | 10 m |
| 66235 | Windscreen fluid/ Degreaser | 12,5 (1/2") mm (inch) | 1/2" (F)-(M) BSP | 1/2" (F)-(M) BSP | 7,5 (75) MPa (bar) | 15 m |
| 36241 | Waste oil | 16 (5/8") mm (inch) | 1/2" (F) BSP | 1/2" (F)-(M) BSP | | 6 m |
| 76232 | AdBlue® | 12,5 (1/2") mm (inch) | 1/2" (F)-(M) BSP | 1/2" (F)-(M) BSP | 1,5 (15) MPa (bar) | 10 m |
| 76235 | AdBlue® | 12,5 (1/2") mm (inch) | 1/2" (F)-(M) BSP | 1/2" (F)-(M) BSP | 1,5 (15) MPa (bar) | 15 m |
| 26205 | Oil/Air | | 1/2" (M) BSP | 1/2" (M) BSP | 10 (100) MPa (bar) | 15 m max (without hose) |

Series CRK

Cased hose reel made of lacquered steel sheet with oil -resistant reinforced hose. Can be equipped with pivotable bracket, article no 28913. For mounting in any position on wall or ceiling. Recommended mounting height at least 2.5m above floor.

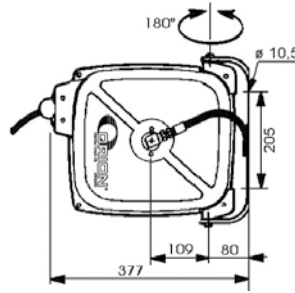


28913

| Part No | Media | Dimension | Inlet | Outlet | Maximum working pressure | Hose length |
|---------|--------------------------------|-----------------------|-------------------------|--------------------------|--------------------------|----------------------------|
| 46422 | Air/Water | 10 (3/8") mm (inch) | 1/2" - 3/8" (F)-(M) BSP | 3/8" (M) BSP | 2,0 (20) MPa (bar) | 10 m |
| 46425 | Air/Water | 10 (3/8") mm (inch) | 1/2" - 3/8" (F)-(M) BSP | 3/8" (M) BSP | 2,0 (20) MPa (bar) | 15 m |
| 46435 | Air/Water | 12,5 (1/2") mm (inch) | 1/2" (F)-(M) BSP | 1/2" (M) BSP | 2,0 (20) MPa (bar) | 15 m |
| 26432 | Oil/Air | 12,5 (1/2") mm (inch) | 1/2" (F)-(M) BSP | 1/2" (F)-(M) BSP | 9,0 (90) MPa (bar) | 10 m |
| 26435 | Oil/Air | 12,5 (1/2") mm (inch) | 1/2" (F)-(M) BSP | 1/2" (F)-(M) BSP | 9,0 (90) MPa (bar) | 15 m |
| 16412 | Grease | 6,35 (1/4") mm (inch) | 1/4" (F)-(M) BSP | 1/4" (M) BSP | 35 (350) MPa (bar) | 10 m |
| 16425 | Grease | 10 (3/8") mm (inch) | 3/8" (F)-(M) BSP | 1/4" (M) BSPT | 35 (350) MPa (bar) | 15 m |
| 56425 | Hot water | 10 (3/8") mm (inch) | 3/8" (F)-(M) BSP | 3/8" (F)-(M) BSP | 17 (170) MPa (bar) | 15 m |
| 66432 | Windscreen fluid/ Degreaser | 12,5 (1/2") mm (inch) | 1/2" (F)-(M) BSP | 1/2" (F)-(M) BSP | 7,5 (75) MPa (bar) | 10 m |
| 66435 | Windscreen fluid/ Degreaser | 12,5 (1/2") mm (inch) | 1/2" (F)-(M) BSP | 1/2" (F)-(M) BSP | 7,5 (75) MPa (bar) | 15 m |
| 36441 | Waste oil/Diesel | 16 (5/8") mm (inch) | 1/2" (F) BSP | 1/2" (F)-(M) BSP | | 6 m |
| 76432 | AdBlue® | 12,5 (1/2") mm (inch) | 1/2" (F)-(M) BSP | 1/2" (F)-(M) BSP | 3,0 (30) MPa (bar) | 10 m |
| 76435 | AdBlue® | 12,5 (1/2") mm (inch) | 1/2" (F)-(M) BSP | 1/2" (F)-(M) BSP | 3,0 (30) MPa (bar) | 15 m |
| 26405 | Oil/Air | | 1/2" (M) BSP | 1/2" (M) BSP | 9 (90) MPa (bar) | 15 m max (without hose) |
| 46405 | Air/Water | | 1/2" (M) BSP | 12,5 (1/2") mm (inch) | 2,0 (20) MPa (bar) | 15 m max (without hose) |

Series CRS

Small enclosed hose reel made of lacquered steel sheet with oil -resistant hose. Equipped with pivotable bracket for mounting in optional position on wall or ceiling.



| Part No | Model | Media | Dimension | Inlet | Outlet | Maximum working pressure | Hose length |
|---------|---|-----------|---------------------|---------------------|--------------|--------------------------|-------------|
| 46715 | Hose Reel CRS black extra flexible composite hose and metal swivel Air/Water 8 (5/16") mm (inch) 15 m | Air/Water | 8 (5/16") mm (inch) | 3/8" (F)-(M) BSP | 3/8" (M) BSP | 2,0 (20) MPa (bar) | 15 m |
| 46315 | Hose Reel CRS blue composite hose and plastic swivel Air/Water 8 (5/16") mm (inch) 15 m | Air/Water | 8 (5/16") mm (inch) | 8 (5/16") mm (inch) | 1/4" (M) BSP | 2,0 (20) MPa (bar) | 15 m |
| 46724 | Hose Reel CRS black extra flexible composite hose and metal swivel Air/Water 10 (3/8") mm (inch) 12 m | Air/Water | 10 (3/8") mm (inch) | 3/8" (F)-(M) BSP | 3/8" (M) BSP | 2,0 (20) MPa (bar) | 12 m |
| 46324 | Hose Reel CRS blue composite hose and plastic swivel Air/Water 10 (3/8") mm (inch) 12 m | Air/Water | 10 (3/8") mm (inch) | 8 (5/16") mm (inch) | 3/8" (M) BSP | 2,0 (20) MPa (bar) | 12 m |

Electric cable reels

Electric cable reels with impact resistant plastic covers. Supplied with earth connection and cable.

| Part No | Model | Capacity | Cable |
|---------|-----------------------------------|----------|-------------------------------|
| 53611 | Cable Reel Electric 6 m 230 V AC | 2000 W | HO5VV-F 3x1,5 mm ² |
| 53621 | Cable Reel Electric 10 m 230 V AC | 2000 W | HO5VV-F 3x1,5 mm ² |
| 53631 | Cable Reel Electric 15 m 230 V AC | 2000 W | HO5VV-F 3x1,5 mm ² |
| 53641 | Cable Reel Electric 20 m 230 V AC | 3500 W | HO5VV-F 3x2,5 mm ² |
| 53640 | Cable Reel Electric 20 m 400 V AC | 3000 W | H07RN-F 5x1,5 mm ² |
| 53650 | Cable Reel LAN 15M | | CAT 5E |
| 53635 | Slow motion unit for 53631 | | |



Battery charger for fixed installation 12V 100A

Complete system for charging the vehicle's 12V battery. Includes a fixed wall-mounted charger with control panel, two-pole cable reel 8m with battery clamps and other components for connection.

| Part No | Capacity | Cable length |
|---------|----------|--------------|
| 53670 | 100 A | 8 m |



Pivoting wall bracket for hose reels


| Part No | Model |
|---------|---|
| 28913 | Pivoting Wall Bracket |
| 28902 | Pivoting Wall Bracket, OR-Series hose reel |
| 28922 | Pivoting Wall Bracket in Stainless steel, OR-Series hose reel |
| 28904 | Pivoting Wall Bracket, LOR-Series hose reel |



Drip pan

For use below hose reels to prevent liquid dripping on the floor. Made in stainless steel.

| Part No | Model |
|---------|---|
| 24203 | Drip pan wall hanged, length 700 mm |
| 24204 | Drip pan wall hanged, length 1000 mm |
| 24205 | Drip pan wall hanged, length 1250 mm |
| 24206 | Drip pan wall hanged, length 1500 mm |
| 24207 | Drip pan ceiling mounted with chains 2m x 4 pcs (included), length 1250 mm, for service tower 92167 |



Hose outlet roller guide

Additional hose outlet roller guide, used when mounting a hose reel in a cabinet. Max. hose dimension \varnothing 42 mm

Technical data

| | |
|------------------|--------------|
| Dimension | C-C 90x80 mm |
| Length | 110 mm |
| Width | 118 mm |

2145998



| Part No |
|---------|
| 2145998 |

Hose guide for suspended ceilings

Used when hose reels are mounted above suspended ceilings.

| Part No | Model |
|---------|---|
| 85044 | Hoseguide for inner roof, for 1 hose/cablereel |
| 85045 | hose guide for innerroof for 2 hose/cable reels |
| 85046 | Hose guide for inner roof, for 3 hose/cable reels |
| 85047 | Hose guide for inner roof, for 5 hose/cable reels |



Mounting rack

Mounting racks are used to facilitate the mounting of several hose reels. Time is reduced and the work can easily be done by one person. Pre-drilled holes for ORM,ORS, ORL, CRK and CRO reels.

| Part No | Model | Dimension |
|---------|-------------------------------------|--------------------|
| 92182 | Mounting rack for two hose reels. | 550 x 310 x 60 mm |
| 92183 | Mounting rack for three hose reels. | 825 x 310 x 60 mm |
| 92185 | Mounting rack for five hose reels. | 1375 x 310 x 60 mm |



Support post for hose reels

To mount one or two reels (side by side). Easy to assemble. Pre-drilled holes for ORM, ORS, CRK, CRO reels.

| Part No | Dimension |
|---------|---------------------|
| 92170 | 2400 x 400 x 320 mm |



Service stands for 3 or 5 Reels

Standard service stand, for up to five hose reels, manufactured in grey laquered steel. Pre-drilled holes for ORM, ORS, ORL, CRK and CRO reels. The stand is delivered complete as per picture.

| Part No | Model | Dimension |
|---------|---------------------------------------|----------------------|
| 92173 | Service stand for up to 3 hose reels. | 2220 x 1200 x 400 mm |
| 92175 | Service stand for up to 5 hose reels. | 2220 x 1750 x 400 mm |

92173



Service stand

Standard service stand, for up to six hose reels, manufactured in grey laquered steel. The stand has a drip tray. Pre-drilled holes for ORM, ORS, ORL, CRK and CRO reels.

| Part No | Model | Dimension |
|---------|---|----------------------|
| 92190 | Service stand for up to 6 hose reels. Pre-drilled holes for ORM, ORS and CRK reels | 2600 x 1543 x 760 mm |
| 92192 | Service stand for up to 6 hose reels. Pre-drilled holes for ORM, ORS, CRO and CRK reels | 2600 x 1972 x 760 mm |
| 92194 | Bracket for an exhaust hose reel for service stand 92190 and 92192. | 1110 mm |
| 92195 | Bracket for 2 extra hose reels, for service stand 92192 and 92190 | 555 mm |
| 92193 | Height extension kit for service stand 92190 and 92192 | 500 mm |



Service tower, small

The workshop tower can be equipped with a variety of product and provides a single source center for oil, grease, antifreeze, air and exhaust systems. Supplied without equipment. Pre-drilled holes for the following hose reel series: CRK, ORM, ORS, ORL and CRO.



| Part No | Model | Dimension |
|---------|--|-----------------------|
| 92176 | Service tower without hose reel mounting rack. | 3000 x 2150 x 500 mm |
| 92177 | Service tower with hose reel mounting rack for 3 hose reels. | 3000 x 2150 x 825 mm |
| 92178 | Service tower with hose reel mounting rack for 5 hose reels. | 3000 x 2150 x 1375 mm |

Service tower, large

The workshop tower (height 3,5 m) can be equipped with a variety of product and provides a single source center for oil, grease, antifreeze, air and exhaust systems. Supplied without equipment. Pre-drilled holes for the following hose reel series: CRK, ORM, ORS, ORL and CRO.




| Part No | Model | Dimension |
|---------|--|-----------------------|
| 92165 | Service tower for one exhaust reel | 3580 x 2350 x 1650 mm |
| 92169 | Service tower for two exhaust hose reels. | 3580 x 3000 x 1650 mm |
| 92124 | Concrete fastener (floor bracket), for service tower, galvanized | 850 x 850 mm |

Service tower, large (narrow model)

The workshop tower (height 3,5 m) can be equipped with a variety of product and provides a single source center for oil, grease, antifreeze, air and exhaust systems. Supplied without equipment. Pre-drilled holes for the following hose reel series: CRK, ORM, ORS, ORL and CRO.

| Part No | Model | Dimension |
|---------|---|-----------------------|
| 92166 | Service Tower Narrow Head for 1 Exhaust Reel | 3620 x 4420 x 1100 mm |
| 92167 | Complete service tower incl roof, for 2 exhaust reels | 3620 x 5120 x 1100 mm |
| 92162 | End Plate For Narrow Head | 3500 x 550 x 101 mm |
| 92163 | Drip Pan L=2085 mm, for service tower 92166 | 2085 x 400 x 185 mm |
| 24207 | Drip pan ceiling mounted with chains 2m x 4 pcs (included), length 1250 mm, for service tower 92167 | 1250 x 290 x 180 |
| 92124 | Concrete fastener (floor bracket), for service tower, galvanized | 850 x 850 mm |



9 Hose end control

| | |
|--|-----|
| Grease control valve..... | 130 |
| Water and antifreeze control valves | 131 |
| Detergent..... | 133 |
| Blow gun & tyre inflators..... | 133 |
| Diesel nozzles | 134 |
| AdBlue [®] nozzles | 134 |
| Oil & glycol control valves..... | 135 |
| Control valve and hose end meter high-flow | 136 |
| Mechanical hose end meter | 137 |
| Digital hose end meter..... | 138 |
| Accessories for hose end control valves | 139 |
| Line meters..... | 140 |

Grease control valve

Control valve with outlet tube or hose and hydraulic nozzle.

| Part No | Maximum working pressure | Connection |
|---------|--------------------------|--------------|
| 14612 | 50 (500) MPa (bar) | 1/4" (F) BSP |
| 14615 | 50 (500) MPa (bar) | 1/4" (F) BSP |
| 99600 | 50 (500) MPa (bar) | 1/4" (F) BSP |

14612



14615



99600



Grease control valve - high pressure

Pressure can be increased to 80 MPa (800 bar) by pumping the handle. **Note! Do not use with outlet hose.**

| Part No | Maximum working pressure | Connection |
|---------|--------------------------|--------------|
| 14626 | 50 (500) MPa (bar) | 1/8" (F) BSP |



Grease meter

Digital grease meter, equipped with current dispense display and resettable and non-resettable totalisors. Digital display powered by two 1,5 V AAA batteries. Accuracy +/- 3 %.

| Part No | Capacity | Maximum working pressure | Connection |
|---------|-------------|--------------------------|--------------|
| 14720 | 1000 gr/min | 50 (500) MPa (bar) | 1/4" (F) BSP |
| 14740 | 2500 gr/min | 70 (700) MPa (bar) | 1/8" (F) BSP |

14720



14740



Swivels for grease

Makes it possible to handle grease hoses with ease even at high pressure. For best results use a straight swivel between pump and distribution hose and a Z-swivel between hose and grease control valve.

| Part No | Thread | Maximum working pressure |
|---------|-------------------------|--------------------------|
| 18070 | 1/4" (F)-(M) BSP | 50 (500) MPa (bar) |
| 18071 | 1/4" (F)-(M) BSP | 50 (500) MPa (bar) |
| 18072 | 1/4" - 1/2"-27 (M) NPT | 50 (500) MPa (bar) |
| 18073 | 1/4" - 1/8" (F)-(M) BSP | 50 (500) MPa (bar) |

18070



18071



18072
18073



Outlet hoses for grease control valves

High pressure hose, 4,8 mm i.d. nitrile rubber with one polyester braid PN 40 MPa (400 bar) and swaged couplings.

| Part No | Thread | Length |
|---------|---------------|---------|
| 14042 | 1/8" (M) BSPT | 200 mm |
| 14043 | 1/8" (M) BSPT | 300 mm |
| 14044 | 1/8" (M) BSPT | 450 mm |
| 14047 | 1/8" (M) BSPT | 1000 mm |
| 14052 | 1/8" (M) BSPT | 2500 mm |



Water control valve

| Part No | Connection |
|---------|--------------|
| 24105 | 1/4" (F) BSP |
| 2410564 | 3/8" (F) BSP |
| 2410561 | 1/2" (F) BSP |
| 24106 | 1/4" (F) BSP |
| 2410664 | 3/8" (F) BSP |
| 2410661 | 1/2" (F) BSP |

24105



24106



Control valve for water based fluids

Lockable in closed and filling position. For AdBlue®, washer fluid, glycol, brake fluid, detergents.

Technical data

Capacity 30 l/min free flow
Maximum working pressure 5,0 (50) MPa (bar)
Connection 1/2" (F) BSP

| Part No | Model |
|---------|---|
| 20205 | Control valve soft-closing for fluids, lockable with stainless swivel without outlet pipe 1/2" (F) BSP |
| 20215 | Control valve soft-closing for fluids, lockable with straight outlet hose 1/2" (F) BSP |
| 20255 | Control valve soft-closing for fluids, lockable with 60° outlet pipe 1/2" (F) BSP |
| 20277 | Control valve soft-closing for fluids, lockable with stainless swivel with outlet hose 90° with stainless steel connections and manual non-drip nozzle 1/2" (F) BSP |
| 2285467 | Outlet 90° with manual non-drip 1/2" (M) BSP |

20215



20255



20277



2285467



Hose end meter for water based fluids

Digital hose end meter for water based fluids, powered by 2 replaceable AAA 1,5 V alkaline batteries. The meter is fitted with a special flexible rubber outlet to prevent foaming. Flow range: 5 to 15 l/min. Max work pressure: 4 MPa (40 bar).

20210



25051



25052

Technical data

Connection 1/2" (F) BSP

| Part No | Model | Capacity | Maximum working pressure |
|---------|---|------------------------|--------------------------|
| 20210 | Digital hose end meter soft-closing for fluids, lockable with straight outlet hose 1/2" (F) BSP | 30 l/min free flow | 3,0 (30) MPa (bar) |
| 25052 | Digital inline-meter G1/2"(f) PVC | 1 - 50 l/min free flow | 3,0 (30) MPa (bar) |
| 25051 | Digital inline-meter G1/2"(f) stainless steel | 1 - 50 l/min free flow | 10 (100) MPa (bar) |

Wash handle

Heavy duty wash handle made of rubber covered die-cast brass. Flow pattern regulated by the trigger.



| Part No | Maximum working pressure | Connection |
|---------|--------------------------|--------------|
| 28182 | 2,4 (24) MPa (bar) | 1/2" (F) BSP |
| 2818264 | 3,0 (30) MPa (bar) | 3/8" (F) BSP |

Wash handle

Straight form wash nozzle with on/off and flow pattern regulated by turning the sleeve.

Note! Part no 28268 should not be pressurized when closed!

28268



28368



28369



38220812



| Part No | Maximum working pressure | Seals | Material | Connection |
|----------|--------------------------|--------|-----------------|------------------------------|
| 28268 | 1,0 (10) MPa (bar) | Metal | Brass | 12,5 (1/2") mm (inch) |
| 28368 | 1,6 (16) MPa (bar) | O-ring | Brass | 12,5 (1/2") mm (inch) |
| 38220812 | | | Brass | 1/2" (13) - 3/4" ØMM-(M) BSP |
| 28369 | 1,6 (16) MPa (bar) | O-ring | Stainless steel | 1/2" (F) BSP |

Wash handle

Technical data

Maximum pressure 3 (30) MPa (bar)

Connection 1/2" (F) BSP

| Part No |
|---------|
| 28367 |



High pressure lance

Lance for high pressure washing. Equipped with ergonomic and insulated handle and nozzle protection.




Technical data

Connection 3/8" (F) BSP

| Part No | Length |
|---------|-----------|
| 28453 | L=800 mm |
| 28454 | L=1200 mm |

Spray handle with spray tube, brass

Designed for use with detergents. Consists of a brass valve body with 580 mm brass outlet tube and two nozzles, one with an adjustable spray pattern.



| Part No | Model | Maximum working pressure | Length | Connection |
|---------|---|--------------------------|--------|--------------|
| 24029 | Spray handle with spray tube. For use with detergents | 3,5 (35) MPa (bar) | 720 mm | 3/8" (M) BSP |
| 550012 | Adjustable spraying nozzle | | | |
| 24108 | Spray handle with spray tube. For use with detergents | 3,5 (35) MPa (bar) | 720 mm | 3/8" (F) BSP |

Spray handle with spray tube

Designed for use with detergents. Consists of a thermoplastic valve body (24680) with an brass or stainless steel outlet tube. Two different spray nozzles for water and petroleum based detergents.



| Part No | Outlet | Length | Connection |
|---------|-----------------|---------|--------------|
| 24098 | Brass | 500 mm | 1/2" (F) BSP |
| 24099 | Brass | 915 mm | 1/2" (F) BSP |
| 24225 | Stainless steel | 1000 mm | 1/2" (F) BSP |

High pressure swivel in brass

Designed for use with water or detergents.



| Part No | Maximum working pressure | Connection |
|---------|--------------------------|------------------|
| 24518 | 25 (250) MPa (bar) | 3/8" (F)-(M) BSP |

Blow gun

Blow gun for efficient cleaning, made of impact resistant plastic with ergonomically designed handle. Tube length approx. 100 mm



| Part No | Connection |
|---------|--------------|
| 44503 | 1/4" (F) BSP |

Industrial blow gun

Blow gun manufactured with a durable cast aluminum body with ergonomic grip. Includes a safety nozzle that increases the air thrust with a reduction of the noise level and minimum air consumption.



| Part No | Connection |
|---------|--------------|
| 44504 | 1/4" (F) BSP |

Tyre inflators

Accurate, ergonomic and durable tyre inflator for all needs of tyre inflation. To be connected to the compressed air line. The gauge is protected by a rubber cover.

| Part No | Maximum air pressure | Hose length | Connection |
|---------|----------------------------|-------------|--------------|
| 44635 | 0 - 1,2 (0 - 12) MPa (bar) | 0,66 m | 1/4" (F) BSP |
| 44640 | 1,2 (12) MPa (bar) | | 1/4" (F) BSP |
| 44660 | 1,2 (12) MPa (bar) | 0,3 m | 1/4" (F) BSP |



Diesel nozzles

| Part No | Model | Capacity | Connection |
|---------|---|---------------------|------------|
| 23605 | Automatic nozzle diesel | 60 l/min free flow | 1" (F) BSP |
| 23608 | Automatic Nozzle Diesel | 80 l/min free flow | 1" (F) BSP |
| 23606 | Manual Diesel Nozzle | 100 l/min free flow | 1" (F) BSP |
| 23604 | Swivel Diesel 3/4"(m)-1"(f) for 23605 | | |
| 23607 | Inlet Swivel Diesel for G1"(f) Nozzles. | | |



AdBlue® nozzles

| Part No | Model | Capacity | Connection |
|---------|---|--------------------|-----------------------|
| 70215 | Control valve soft-closing for AdBlue®, lockable with straight outlet hose 1/2" (F) BSP | 30 l/min free flow | 1/2" (F) BSP |
| 75203 | Nozzle Manual Adblue® | 80 l/min free flow | ø19 mm |
| 23580 | Nozzle manual AdBlue® with swivel | 90 l/min free flow | 1" (F) BSP |
| 23577 | Nozzle automatic AdBlue® with swivel | 45 l/min free flow | 19 (3/4") mm (inch) |
| 75204 | Nozzle Automatic AdBlue® with swivel | 45 l/min free flow | 1/2" (M) BSP |
| 75200 | Nozzle automatic Adblue®, with swivel and magnetic mis-filling device | 45 l/min free flow | 19 (3/4") Ø mm (inch) |
| 75201 | Nozzle automatic Adblue® Elaflex with swivel | 10 l/min free flow | 1" (M) BSP |
| 75202 | Nozzle automatic Adblue®, with swivel | 10 l/min free flow | 19 (3/4") mm (inch) |
| 75205 | Nozzle automatic for Adblue®, with swivel | 10 l/min free flow | 1/2" (M) BSP |
| 75211 | Sleeve G1"(f) Stainless Steel | | 1" (F) BSP |
| 75210 | Swivel Chem 1/2" - 1" (M)-(M) BSP Stainless steel | | 1/2" - 1" (M)-(M) BSP |




AdBlue® hose end meter

AdBlue® nozzle with digital meter. One model featuring an electronic indication when the container is full to prevent over-filling.

Technical data

Capacity 30 l/min free flow
Maximum working pressure 3,0 (30) MPa (bar)
Connection 1/2" (F) BSP

| Part No | Model |
|---------|---|
| 70210 | Digital hose end meter soft-closing for AdBlue®, lockable with straight outlet hose 1/2" (F) BSP |
| 70211 | Digital hose end meter soft-closing for AdBlue®, lockable with overfilling indication. 1/2" (F) BSP |



AdBlue® meter

AdBlue® meter with big display for simple installation. The meter can be installed directly on the control valve or at the end of the hose. The meter is powered by two batteries which can be easily replaced.

| Part No | Model | Capacity | Maximum working pressure | Connection |
|---------|---|------------------------|--------------------------|--------------|
| 24759 | Digital turbine meter 1" (F) BSP | 5-120 l/min free flow | 1,0 (10) MPa (bar) | 1" (F) BSP |
| 25052 | Digital inline-meter G1/2"(f) PVC | 1 - 50 l/min free flow | 3,0 (30) MPa (bar) | 1/2" (F) BSP |
| 25051 | Digital inline-meter G1/2"(f) stainless steel | 1 - 50 l/min free flow | 10 (100) MPa (bar) | 1/2" (F) BSP |




Oil control valve

Control valves made of aluminum with large flow capacity. Ball bearing swivel and built in strainer.

Technical data

Capacity 40 l/min free flow
Maximum working pressure 10 (100) MPa (bar)
Connection 1/2" (F) BSP

| Part No | Model |
|---------|--|
| 20305 | Oil control valve without outlet tube 1/2" (F) BSP |
| 20357 | Oil control valve, 60° pipe, manual non-drip nozzle 1/2" (F) BSP |
| 20377 | Oil control valve 90° hose manual non-drip 1/2" (F) BSP |
| 20376 | Oil control valve 90° hose automatic non-drip 1/2" (F) BSP |
| 20396 | Oil control valve 135° hose automatic non-drip 1/2" (F) BSP |
| 20316 | Oil control valve, straight hose, automatic non-drip nozzle 1/2" (F) BSP |



Outlet hoses and accessories for above oil control valve

Thread for non-drip: G1/4"

| Part No | Model | Connection |
|---------|--|------------------|
| 2285470 | Rigid outlet 60° manual non-drip | 1/2" (M) BSP |
| 2285479 | Rigid outlet 60° Automatic non-drip | 1/2" (M) BSP |
| 2285471 | Hose outlet 90° oil automatic non-drip | 1/2" (M) BSP |
| 2285472 | Hose outlet 90° oil manual non-drip | 1/2" (M) BSP |
| 2285473 | Hose outlet straight oil automatic non-drip | 1/2" (M) BSP |
| 2285474 | Hose outlet straight mouldable with manual non-drip nozzle | 1/2" (M) BSP |
| 2285475 | Hose outlet 135° oil automatic non-drip | 1/2" (F) BSP |
| 2145895 | Adaptor G1/2(m) - G1/2"(m) with washer for use to connect outlets. | 1/2" (M)-(M) BSP |
| 2246122 | Inlet swivel G1/2"(f)-M24(m) | 1/2" (F)-(M) BSP |
| 24556 | Non-drip nozzle. Fully automatic opening and closing | 1/4" (F) BSP |
| 24557 | Non-drip nozzle. Lockable. Opened and closed manually by 90° turn | 1/4" (F) BSP |
| 2455000 | Set of four color coded protectors | |

2285470



2285471



2285472



2285473



2285474



2285475



2145895

2246122



24556



24557



2455000



Control valve high-flow

High volume oil control valve for high flow of lubricants. Two-valve operation. Lockable trigger. Ball bearing swivel. Rigid outlet with semiautomatic non-drip nozzle.

| Part No | Capacity | Maximum working pressure | Connection |
|---------|--------------------|--------------------------|--------------|
| 24567 | 70 l/min free flow | 10 (100) MPa (bar) | 3/4" (F) BSP |
| 24568 | 70 l/min free flow | 10 (100) MPa (bar) | 3/4" (F) BSP |

24567



24568



Digital hose end meter high-flow

| Part No | Capacity | Maximum working pressure | Connection |
|---------|--------------------|--------------------------|--------------|
| 24756 | 70 l/min free flow | 10 (100) MPa (bar) | 3/4" (F) BSP |
| 24757 | 70 l/min free flow | 10 (100) MPa (bar) | 3/4" (F) BSP |

24756



24757



Mechanical hose end meter

Very robust rotary-piston type Hose End Meter including swivel, valve handle, inlet strainer, outlet hose and non-drip nozzle.

24792

Functions:

- Resetable trip meter
- Non-resetable 5 digit totaliser display
- Accuracy +/- 0,65%
- No batteries required, environmental friendly
- Trigger can be locked in open position
- Scale 0-10L

Technical data

| | |
|---------------------------------|------------------------|
| Media | Oil/Glycol |
| Capacity | 2 - 20 l/min free flow |
| Maximum working pressure | 10 (100) MPa (bar) |
| Connection | 1/2" (F) BSP |

24793

| Part No | Model |
|---------|--|
| 24792 | Mechanical hose end meter with outlet hose and automatic non-drip 1/2" (F) BSP |
| 24793 | Mechanical hose end meter with formable outlet hose and lockable manual non-drip nozzle 1/2" (F) BSP |



Pre-set mechanical hose end meter

Very robust rotary-piston type Hose End Meter including swivel, valve handle, inlet strainer, outlet hose and non-drip nozzle. For automatic operation set the dial pointer to the quantity needed, actuate the trigger for automatic latching and the valve will deliver exactly the volume required and then shut off.

Functions:

- 5 digit display
- Resettable trip meter
- Non resettable totaliser
- Accuracy ±0,65%
- No batteries required, Environment friendly
- Scale 0-60L

Technical data

| | |
|---------------------------------|------------------------|
| Capacity | 2 - 30 l/min free flow |
| Maximum working pressure | 10 (100) MPa (bar) |
| Connection | 1/2" (F) BSP |



| Part No |
|---------|
| 24797 |

Digital hose end meter


Functions:

- For measuring oil and glycol
- 5 digit display
- Resettable trip meter
- Non resettable totaliser
- Easy calibration (accuracy $\pm 0,5\%$)
- Simple battery change
- Trigger lock
- Fluid compability: All types of mineral and synthetic lubricants up to 140SAE (5-5.000 mPa/s)
- Battery: 2 x LR03 Alkaline - 7.000 hours average life

Technical data

| | |
|---------------------------------|------------------------|
| Capacity | 1 - 30 l/min free flow |
| Maximum working pressure | 10,0 (100) MPa (bar) |
| Accuracy | 0,5 % \pm |
| Connection | 1/2" (F) BSP |

| Part No | Model |
|---------|---|
| 20300 | Digital hose end meter without outlet hose 1/2" (F) BSP Oil/Glycol |
| 20371 | Digital hose end meter with 90° hose, automatic non-drip 1/2" (F) BSP Oil/Glycol |
| 20372 | Digital hose end meter with 90° hose, manual non-drip 1/2" (F) BSP Oil/Glycol |
| 20352 | Digital hose end meter with 60° pipe manual non-drip 1/2" (F) BSP Oil/Glycol |
| 20391 | Digital hose end meter with 135° hose, automatic non-drip nozzle 1/2" (F) BSP Oil/Glycol |
| 20322 | Digital hose end meter with formable hose, manual non-drip nozzle 1/2" (F) BSP Oil/Glycol |



Outlet hoses and accessories for 203XX

Thread for non-drip: G1/4"

Technical data

| | |
|-------------------|--------------|
| Connection | 1/2" (M) BSP |
|-------------------|--------------|

| Part No | Model |
|---------|--|
| 2285470 | Rigid outlet 60° manual non-drip |
| 2285479 | Rigid outlet 60° Automatic non-drip |
| 2285471 | Hose outlet 90° oil automatic non-drip |
| 2285472 | Hose outlet 90° oil manual non-drip |
| 2285473 | Hose outlet straight oil automatic non-drip |
| 2285474 | Hose outlet straight mouldable with manual non-drip nozzle |
| 2285475 | Hose outlet 135° oil automatic non-drip |
| 2145895 | Adaptor G1/2(m) - G1/2"(m) with washer for use to connect outlets. |
| 2246122 | Inlet swivel G1/2"(f)-M24(m) |
| 24556 | Non-drip nozzle. Fully automatic opening and closing |
| 24557 | Non-drip nozzle. Lockable. Opened and closed manually by 90° turn |
| 2346077 | Battery 1,5 V (Alkaline), type LR03/AAA |
| 2455000 | Set of four color coded protectors |



Preset digital hose end meter

Digital pre-set oil/antifreeze meter, featuring a mechanism which, when activated, automatically shuts off the valve when the desired volume is reached. Can be used with oil or antifreeze.

- Simply and intuitive to use, it has a large display with 6 buttons
- Ergonomic four finger trigger with lock function
- Powered by 4 AA-batteries
- Light and robust, handle is made of cast aluminium and the display is surrounded by shock resistant TPE
- Several models with different outlets available to suit every application

Technical data

Capacity 0,8-30 l/min free flow
Maximum working pressure 10,0 (100) MPa (bar)
Connection 1/2" (F) BSP



| Part No | Model |
|---------|--|
| 20400 | Digital hand meter pre-set without outlet hose 1/2" (F) BSP Oil/Glycol |
| 20422 | Digital hand meter pre-set with malleable hose, manual non-drip 1/2" (F) BSP Oil/Glycol |
| 20452 | Digital hand meter pre-set with 60° outlet tube, manual non-drip 1/2" (F) BSP Oil/Glycol |
| 20471 | Digital hand meter pre-set with 90° outlet hose, automatic non-drip 1/2" (F) BSP Oil/Glycol |
| 20472 | Digital hand meter pre-set with 90° outlet hose, manual non-drip 1/2" (F) BSP Oil/Glycol |
| 20491 | Digital hand meter pre-set with 135° outlet hose, automatic non-drip 1/2" (F) BSP Oil/Glycol |

Volume meter MID approved

Includes valve with meter, swivel, inlet filter, battery. For markets / applications where MID approval (Metering Instrument Directive) is required.

Technical data

Maximum working pressure 7,0 (70) MPa (bar)
Accuracy 0,3 % ±
Connection 1/2" (F) BSP



| Part No |
|---------|
| 24715 |

Batteries

| Part No | Model |
|---------|---|
| 2346078 | Battery 1,5 V (Alkaline), type LR6/AA |
| 2346077 | Battery 1,5 V (Alkaline), type LR03/AAA |

2346078

2346077



Drip holsters

To protect hose end meters and control valves when not in use and to collect any drips.

| Part No | Model |
|---------|--|
| 29090 | Drip holster. Standard |
| 29086 | Drip holster with separate drip container. |
| 29096 | Drip holster with separate drip container. |
| 29055 | Drip holster for drums |



Digital line meter for oil, glycol & diesel

Functions:

- For oil and glycol (meters 25055 and 25057 also for diesel)
- 5 digit display
- Resettable trip meter
- Non resettable totaliser
- Easy calibration (accuracy 0,5%)
- Simple battery change
- Battery: 2 x LR03 Alkaline - 7.000 hours life time

Technical data

Accuracy 0,5 % ±

| Part No | Model | Capacity | Maximum working pressure | Connection |
|---------|---|------------------------|--------------------------|--------------|
| 25050 | Digital inline meter G1/2"(f) aluminium | 1 - 20 l/min free flow | 10,0 (100) MPa (bar) | 1/2" (F) BSP |
| 25051 | Digital inline-meter G1/2"(f) stainless steel | 1 - 50 l/min free flow | 10 (100) MPa (bar) | 1/2" (F) BSP |
| 25052 | Digital inline-meter G1/2"(f) PVC | 1 - 50 l/min free flow | 3,0 (30) MPa (bar) | 1/2" (F) BSP |
| 25055 | Digital inline meter G3/4"(f) aluminium | 8 - 80 l/min free flow | 7,0 (70) MPa (bar) | 3/4" (F) BSP |
| 25057 | Digital inline meter G1"(f) aluminium | 8 - 80 l/min free flow | 10,0 (100) MPa (bar) | 1" (F) BSP |

25050



25051



25052



25055



Line meter, mechanical for oil or glycol

Functions:

- Resettable trip meter
- Non resettable totaliser
- Accuracy ±0,65%
- No batteries needed
- Scale 0-10L

Technical data

Maximum working pressure 10 (100) MPa (bar)

Accuracy 0,65 % ±

Connection 1/2" (F) BSP

| Part No | Media |
|---------|--------|
| 24778 | Oil |
| 24779 | Glycol |

24778



Pulse meter for oil, glycol & diesel

Line meter with pulse transmitter output. Only for connection to monitoring systems (OriLink® / NEX-U-®). Equipped with connection terminal and reel open indication light. This meter does not have a display or function buttons.

Technical data

Media Oil/Glycol

Maximum working pressure 6,0 (60) MPa (bar)

Accuracy 0,5 % ±

| Part No | Capacity | PPU | Material | Connection |
|---------|------------------------|-----|-----------|--------------|
| 25060 | 1 - 30 l/min free flow | 328 | Aluminium | 1/2" (F) BSP |
| 25065 | 8 - 80 l/min free flow | 109 | Aluminium | 3/4" (F) BSP |

25060



25065



Integrated meter module

Compact integrated meter unit with oval gear meter, solenoid valve and strainer. Can be ordered with 5 m pre-assembled cable.

Technical data

| | |
|---------------------------------|--------------------|
| Media | Oil |
| Capacity | 30 l/min free flow |
| Maximum working pressure | 10 (100) MPa (bar) |
| Voltage | 24 V DC |
| Accuracy | 0,5 % ± |
| Connection | 1/2" (F) BSP |

29830



29831



| Part No | PPU | Cable length |
|---------|-----|--------------|
| 29830 | 328 | - m |
| 29831 | 328 | 5 m |

Pulse meter for windscreen fluids & AdBlue®

Line meter with pulse transmitter output. Only for connection to monitoring systems (OriLink® / NEX-U®). Equipped with connection terminal and reel open indication light. This meter does not have a display or function buttons.

Technical data

| | |
|-------------------|---------------------------------|
| Media | Windscreen fluid/AdBlue®/Fluids |
| Capacity | 1 - 50 l/min free flow |
| Accuracy | 0,5 % ± |
| Connection | 1/2" (F) BSP |

25061



25062



| Part No | Maximum working pressure | PPU | Material |
|---------|--------------------------|-----|-----------------|
| 25061 | 6,0 (60) MPa (bar) | 328 | Stainless steel |
| 25062 | 3,0 (30) MPa (bar) | 320 | PVC |

Pulse meter for oil, glycol & diesel

Line meter with pulse transmitter output. Only for connection to monitoring systems. This meter does not have a display or function buttons.

Technical data

| | |
|---------------------------------|--------------------|
| Maximum working pressure | 70 (700) MPa (bar) |
| PPU | 1100 |

| Part No | Capacity | Connection |
|---------|-------------|--------------|
| 14745 | 2500 gr/min | 1/8" (F) BSP |



10 Monitoring

| | |
|----------------------------|-----|
| NEX·U· [®] | 146 |
| Dosing equipment..... | 156 |
| OriLink [®] | 156 |
| Meter units..... | 160 |
| Monitoring equipment..... | 161 |
| Safety and protection..... | 162 |

WHAT IS NEX-U®?

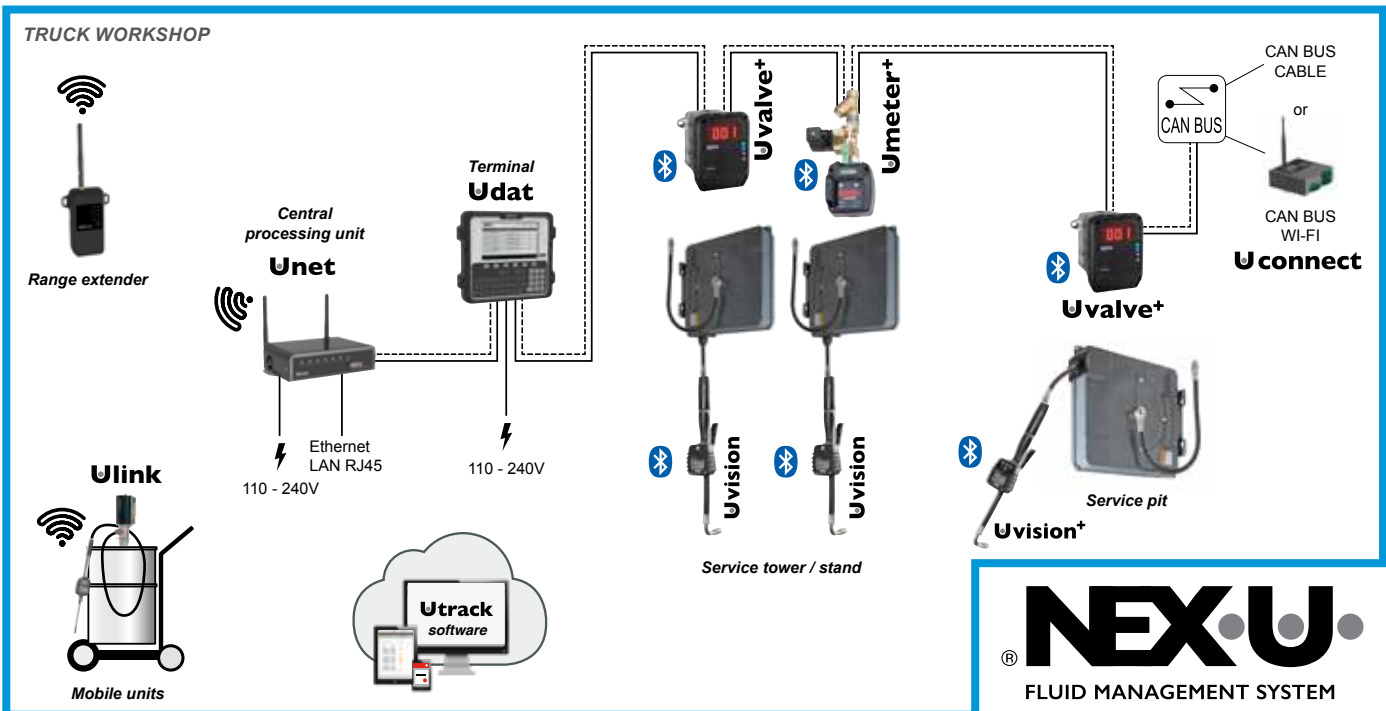
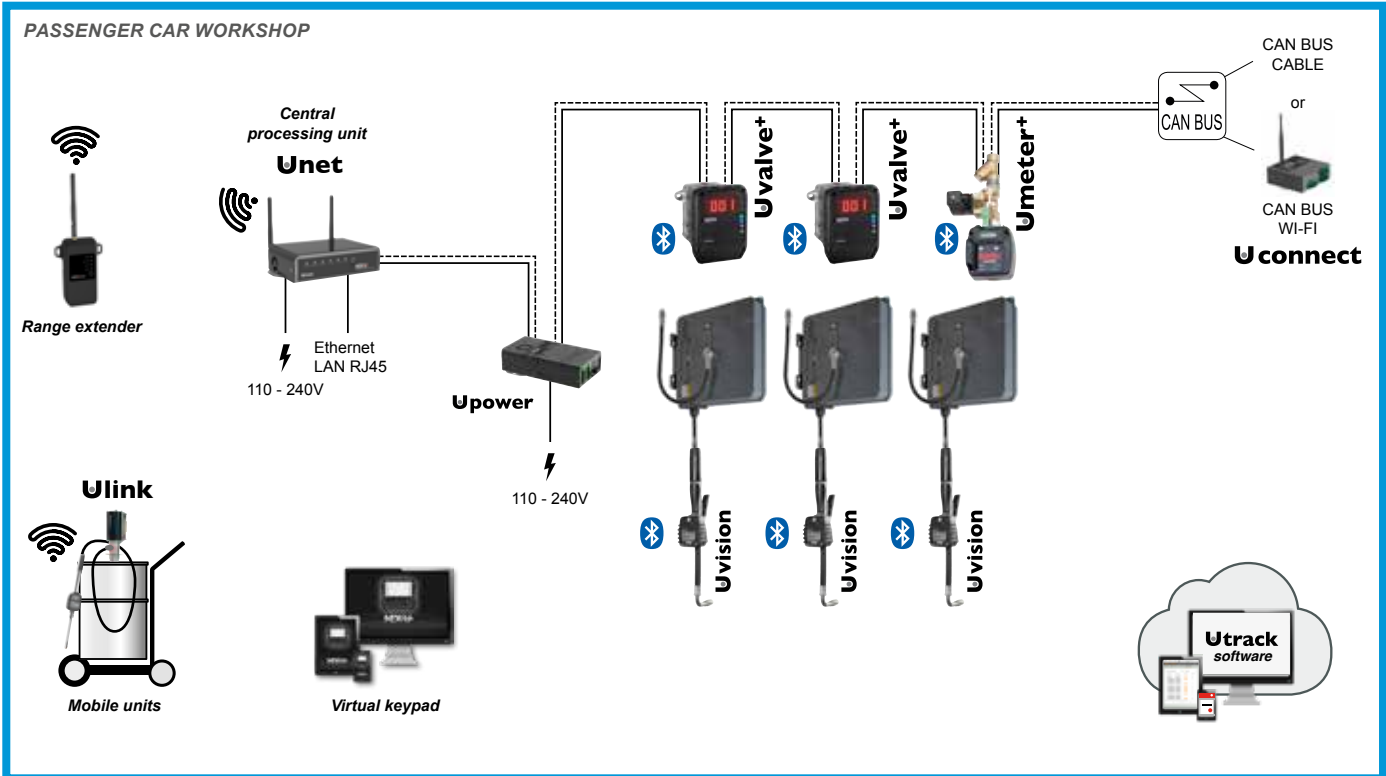
NEX-U® provides you with the control and the information you require to make your operation more profitable. You will be able to account for every drop of lubricant and other service fluid used.

On top of this, you will carry an efficient inventory control, with automatic alerts and fluid reordering when needed, eliminating operations downtime.

For almost any lubricant usage or operation size, with today's high cost for these fluids, NEX-U® quickly pays for itself. Once it is paid for, savings go right to the operation's bottom line in the form of profit, profit previously lost. NEX-U® adapts to your way of working.

INSTALLATION EXAMPLES

NEX-U® provides maximum flexibility in the way the user interacts with the system, the most effective connection method and enhanced reporting capability.



NEX-U®

NEX-U® is a hybrid system that brings you all the advantages of wireless flexibility and hard-wired reliability:

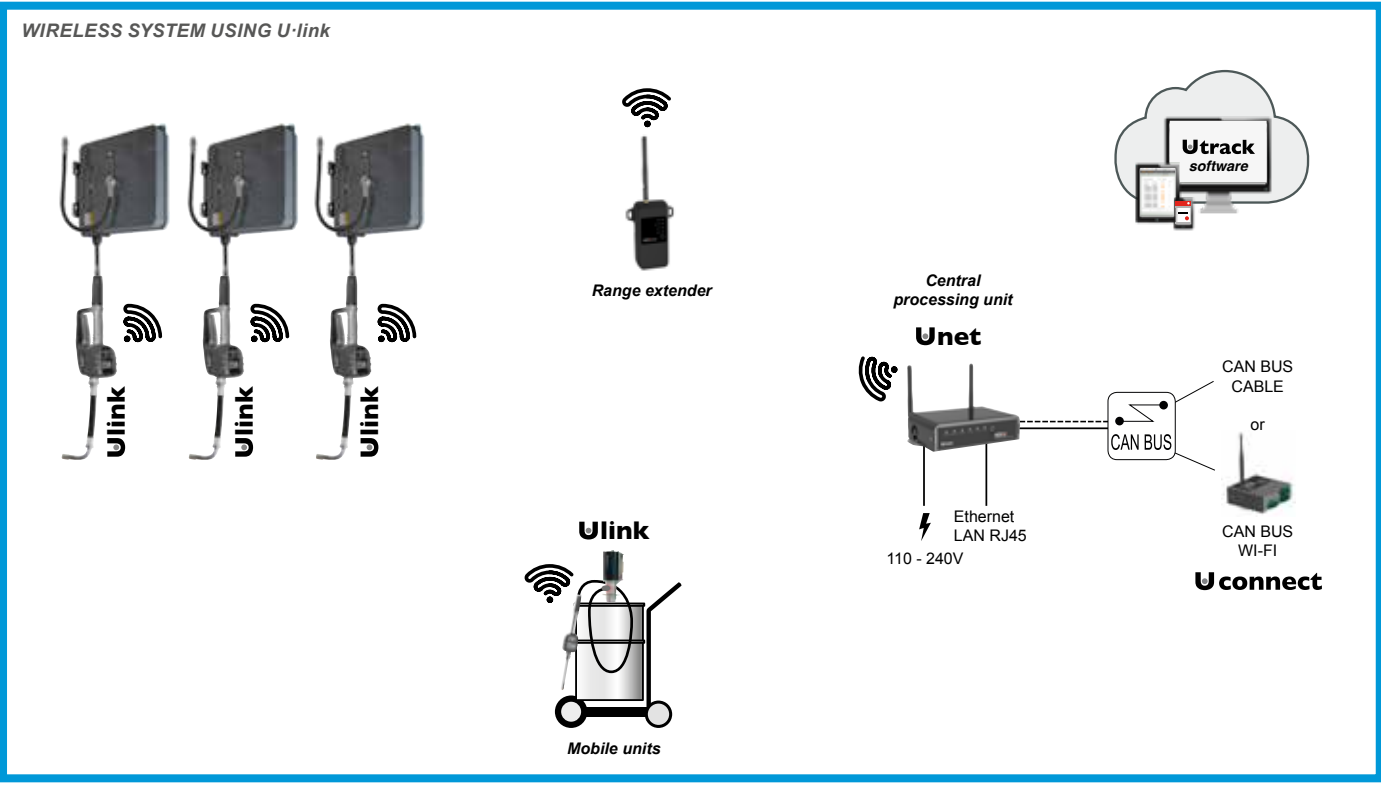
Wireless flexibility

- Data can be transmitted wirelessly among the different system components, eliminating long and expensive cable runs.
- Easily adds new components when required as your needs grow.
- System uses existing Wi-Fi® networks, simplifying its installation. No need for special, custom made, network components.

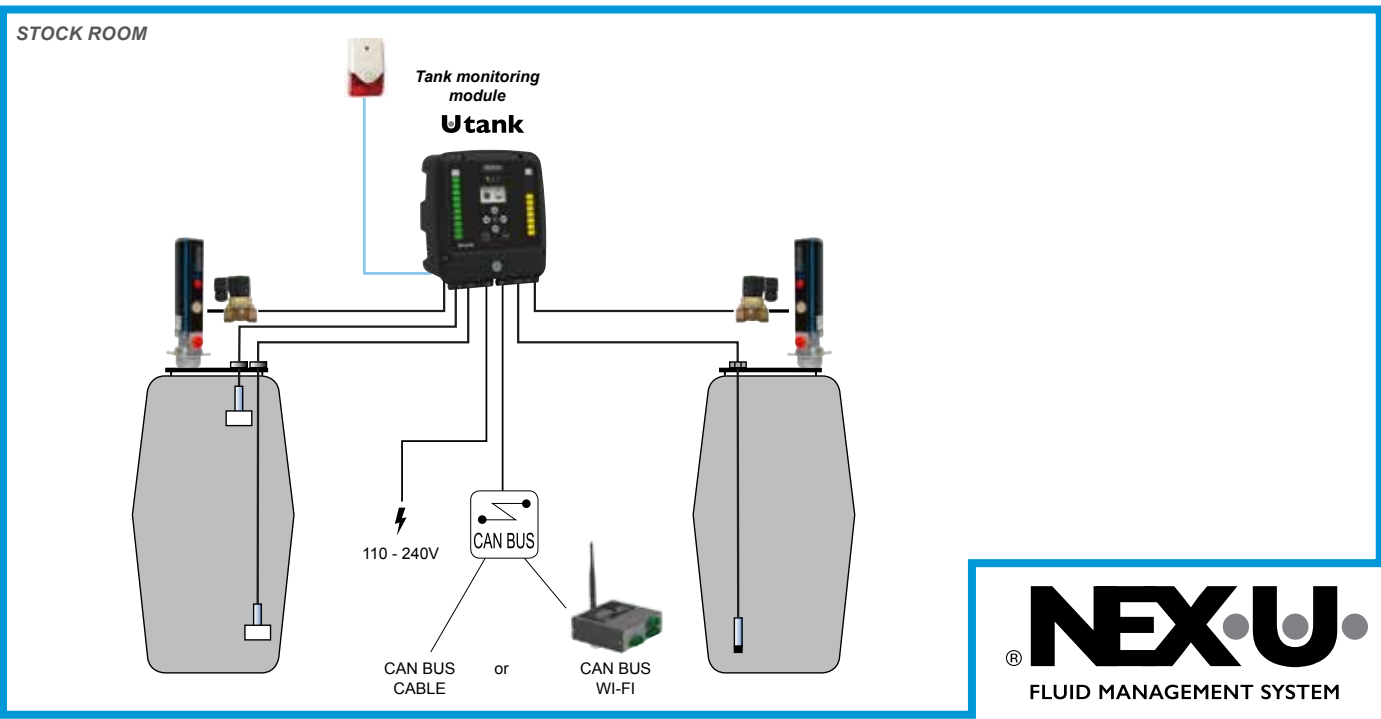
Hard-wired reliability

- A constant and reliable power source is always present to power the solenoid valves that control fluid delivery.
- No uncharged batteries to let you down.
- Hard-wired data transmission to avoid interferences and other obstacles which might interfere with wireless data transmission.

WIRELESS SYSTEM USING U-link



STOCK ROOM



U-net Central processing unit

U-net is the key NEX·U·® component. It is the central processing unit that controls the system communications and houses the U-track software. U-net includes a powerful 2.4 GHz processor and 4 GB RAM. It controls the system functions and it manages the wired and wireless communication between the NEX·U·® components. It has two CAN BUS ports (in/out) for wired communications with other NEX·U·® components and an ethernet port that allows U-net to connect to the LAN.



| Part No |
|---------|
| 23802 |

Virtual keypad

Virtual Keypad license. Converts any terminal (PC, laptop, tablet or smartphone) into a NEX·U·® access Keypad.



| Part No |
|---------|
| 23801 |

U-dat System access keypad

System Access Keypad. U-dat allows system access to technicians either through a PIN code or using a RFID card. • U-dat includes a 7" full colour graphics display and a complete QWERTY keypad. • U-dat supports CAN BUS cable communications that transmits data and power to open the solenoid valves in the system. "Plug-and-play" connectors make cabling easy. • U-dat includes the transformer required to simultaneously open up to 8 solenoid valves. • U-dat requires 110 - 240 V power supply.



| Part No | Model |
|---------|--------------------------------------|
| 23821 | NEX·U·® U-dat Access Keypad 320W |
| 23820 | NEX·U·® U-dat Access Keypad 75W |
| 23887 | Wall Mount bracket for NEX·U·® U-dat |

U-vision+ Hand-held display and keypad module

U-vision+ includes a six-button keypad and it can replace the U-dat keypad for data entry in the system as it allows the following operations: • User access through PIN entry. • Scroll through existing open job orders to select the one corresponding to each operation or enter the job order number (digits only). • Enter the volume of fluid to be dispensed. • Confirm fluid type and transaction. U-vision+ has a backlight display connected using Bluetooth® with a U-valve, U-meter+ or U-count and it displays the following parameters: U-vision+ is powered with 4 "AA" 1.5 V alkaline batteries.



| Part No |
|---------|
| 23831 |

U-valve Complete meter unit

U-valve is a compact unit combining a high accuracy pulse meter, a solenoid valve and a large cleanable fluid screen filter with an electronic module. This module is required to control the meter and valve operation and to communicate with other system components. Reduces installation time and eliminates the risk of leaks when using separate components. It has a large, high visibility LED display which shows the U-valve number assigned in the system and the U-valve operation. Four coloured LED lights that show the U-valve operation for diagnosis and two buttons for system configuration. U-valve supports CAN BUS cable communication that transmits data and the electric power required to open the solenoid valve and Bluetooth® connection to a U-vision or a U-vision+ fluid handle with display. U-valve+ includes Wi-Fi® communications for data transmission to other system components. (Requires U-power or U-power+ power supply units). • U-valve and U-valve+ require 24 V DC supplied by a U-dat or a U-power module.



| Part No | Model |
|---------|---|
| 23850 | NEX·U·® U-valve Flow control unit with Bluetooth® |

U-meter Pulse meter with display and status indicator

High accuracy, compact pulse meter including the electronic module required to control the meter and valve operation and to communicate with other system components through CAN BUS. The meter has an LED display showing the U-meter number assigned in the system, four coloured LED lights that show the U-meter operation for diagnosis and two buttons for system configuration. Equipped with fast connection in/out CAN BUS terminals. Available in different materials and sizes to match different applications.

U-meter



U-meter+



| Part No | Model |
|---------|--|
| 23860 | NEX-U-® U-meter Flow meter aluminium 1/2" |
| 23861 | NEX-U-® U-meter+ Flow meter aluminium 1/2" with Bluetooth® |
| 23866 | NEX-U-® U-meter Flow meter aluminium 3/4" |
| 23862 | NEX-U-® U-meter Flow meter PVC, 1/2" |
| 23863 | NEX-U-® U-meter+ Flow meter PVC, 1/2" with Bluetooth® |
| 23864 | NEX-U-® U-meter Flow meter Stainless steel 1/2" |
| 23865 | NEX-U-® U-meter+ Flow meter Stainless steel 1/2" with Bluetooth® |

U-count Fluid control module

U-count Fluid control module includes a high visibility LED display and the software required to function with the rest of the NEX-U-® system components. The LED display shows the number assigned in the system and four colour LED lights show the operation of the valve for diagnosis and two buttons for system configuration. U-count supports CAN BUS hard-wired communication that transmits data and power required to open the solenoid valve, for data communication with other system components and Bluetooth® to communicate with a U-Vision or U-Vision+ handle.



| Part No |
|---------|
| 23836 |

U-pulser Pulse meter

U-pulser high accuracy in-line pulse meter. Equipped with connection terminal and valve open indication light. Only for connection to a U-count module. This meter does not have a display or function buttons and requires a 24 V DC solenoid valve.

| Part No | Media | Capacity | Connection |
|---------|---------------------------------|-------------------------|--------------|
| 25060 | Oil/Glycol | 1 - 30 l/min free flow | 1/2" (F) BSP |
| 25065 | Oil/Glycol/Diesel | 8 - 80 l/min free flow | 3/4" (F) BSP |
| 25062 | Windscreen fluid/AdBlue®/Fluids | 1 - 50 l/min free flow | 1/2" (F) BSP |
| 25061 | Windscreen fluid/AdBlue®/Fluids | 1 - 50 l/min free flow | 1/2" (F) BSP |
| 23868 | Oil/Glycol/Diesel | 10 - 80 l/min free flow | 1" (F) BSP |

25060



25061



25062



25065



Digital handmeter with wireless communication to U-Net. Enables monitoring of transactions via U-track. U-link can be integrated with DMS. Includes integrated solenoid valve and RFID-module. Connection: Wireless


| Part No |
|---------|
| 23803 |



Technical data

| | |
|---------------------------------|------------------------|
| Capacity | 1 - 20 l/min free flow |
| Maximum working pressure | 7,0 (70) MPa (bar) |
| Connection | 1/2" (F) BSP |

| Part No | Model |
|---------|---|
| 20522 | NEX·U·® U-link Wireless digital handmeter with formable hose and manual non-drip nozzle 1/2" (F) BSP Oil/Glycol |
| 20552 | NEX·U·® U-link Wireless digital handmeter with 60° outlet pipe and manual non-drip 1/2" (F) BSP Oil/Glycol |
| 20571 | NEX·U·® U-link Wireless digital handmeter with 90° hose and automatic non-drip 1/2" (F) BSP Oil/Glycol |
| 20572 | NEX·U·® U-link Wireless digital handmeter with 90° hose and manual non-drip 1/2" (F) BSP Oil/Glycol |
| 20591 | NEX·U·® U-link Wireless digital handmeter with 135° hose and automatic non-drip 1/2" (F) BSP Oil/Glycol |

**Mobile oil dispenser with U-link wireless hose end meter**

Consists of an oil pump 22805, 1/2" oil hose (3m) with hose end meter 20571 and drum trolley 28645.

Technical data

| | |
|------------------|---------------------|
| Dimension | 1200 x 820 x 600 mm |
|------------------|---------------------|

| Part No |
|---------|
| 22190 |

**NEX·U·® Pro extender**

Used to extend the range between the existing wireless connection between U-link and U-net.

Technical data

| | |
|----------------|----------|
| Voltage | 230 V AC |
|----------------|----------|

| Part No |
|---------|
| 23804 |

**Data connection between OriLink® and NEX·U·® U-link**

Software to integrate U-Net and U-link into existing OriLink® installations. The integration enables you to initiate a dispense from the regular OriLink® terminal and then use the U-link to perform the dispense from, for example, a mobile dispensing unit.

| Part No |
|---------|
| 23792 |



NEX·U·® Compact

NEX·U·® also offers solutions to smaller workshops where web based software is not needed. NEX·U·® COMPACT is a simple system based in a special U·dat keypad that is able to control a maximum of 8 dispensing points. The Keypad includes a 7" colour screen and a simplified version of the U·track software. The software included provides workshops with:

- Full control of bulk stored fluid usage.
- Inventory control using declining balance method. NEX·U·® Compact will give a warning signal once a certain inventory is reached, and restricts access to those outlets that have run out of inventory.
- Ability to generate full reports in CSV format that can provide useful management information.

| Part No | Model |
|---------|------------------------------------|
| 23822 | NEX·U·® Compact Access Keypad 75W |
| 23823 | NEX·U·® Compact Access Keypad 320W |



NEX·U·® Mobile

Fluids in service trucks require similar controls to those in any service centre. NEX·U·® MOBILE allows fluid inventory and usage control in mobile service trucks. A special U·dat keypad module, which includes the software required for an autonomous operation, can control up to a maximum of 8 fluid outlets. Completed transactions can be saved to a USB memory stick in an Excel format. Requires external 24VDC power.

| Part No |
|---------|
| 23824 |



U·vision Display

Hand-held display module to fit a Orion oil control handle. Includes a backlight display connected via Bluetooth® with a U·valve, U·meter+ or U·count module and it displays the following parameters:

- Hose reel (fluid outlet number and fluid dispensed type).
- Battery life and Bluetooth® signal strength.
- Volume delivered and operation progress.
- Solenoid valve open or closed.

| Part No |
|---------|
| 23830 |



U·view Display

Remote, high visibility, LED display that shows the volume delivered through various U·valves (no simultaneous operation supported). U·view supports Wi-Fi® and hardwired communication. U·view requires hard-wired connection (data and power) to a U·dat keypad or to a 110 - 240 V AC power supply using a 24 V DC external transformer (U·power or U·power+).

| Part No |
|---------|
| 23835 |



U-tank Tank level monitor module

It is a monitor module capable of controlling two tanks using digital or analogical level gauges. Can be connected to solenoid valves (max 2 pcs) to control pump operation, and to external warning devices. U-tank has two independent graphic displays and level bars. Each of them shows the inventory available in each tank. It also has a set-up keypad for inventory adjustment if required. It requires a 110 -240 V AC supply.



| Part No |
|---------|
| 23829 |

U-meter and solenoid valve kits

U-meter and solenoid valve kits include a high precision U-meter or U-meter+ meter, a solenoid valve and a Y-strainer.



| Part No | Model |
|---------|---|
| 23870 | NEX-U-® Line meter kit for oil & antifreeze |
| 23871 | NEX-U-® Line meter kit for oil & antifreeze with Bluetooth® |
| 23872 | NEX-U-® High volume line meter kit for oil & antifreeze |
| 23874 | NEX-U-® Line meter kit for diesel |
| 23875 | NEX-U-® Line meter kit for AdBlue® |
| 23876 | NEX-U-® Line meter kit for Adblue® with Bluetooth® |
| 23877 | NEX-U-® Line meter kit for windscreen wash |
| 23878 | NEX-U-® Line meter kit for windscreen wash with Bluetooth® |

Solenoid valves for fluids

NEX-U-® requires 24 V DC, normally closed solenoid valves to operate. U-valve and U-valve+ include a solenoid valve. For other metering elements, a solenoid valve compatible with the fluid and the application requirements must be used.

| Part No | Media | Connection |
|---------|-------------------|----------------|
| 28127 | Oil/Glycol/Diesel | 1/2" (F) BSP |
| 28304 | Oil/Glycol/Diesel | 1" (F) BSP |
| 28327 | AdBlue® | 1/2" (F) BSP |
| 38041 | Waste oil | 1 1/2" (F) BSP |

28127



28327



28304



38041



Solenoid valves for air - pump control

| Part No | Model | Classification | Connection |
|---------|--|----------------|--------------|
| 48081 | Solenoid valve 24V DC for air G1/2"(f). | - | 1/2" (F) BSP |
| 48059 | Solenoid valve 24V DC for air G1/4"(f) | - | 1/4" (F) BSP |
| 48080 | Solenoid valve 24V AC/DC Ex for air G1/4"(f). ATEX | ATEX | 1/4" (F) BSP |

48059



U-power Power supply

Power supply to solenoid valves and other system components. U-power connects using CAN BUS cable to a U-valve, U-valve+, U-meter, U-meter+, U-count or U-view whenever the power supplied by a U-dat keypad is not present.

| Part No | Model |
|---------|--|
| 23826 | NEX-U-® U-power Power supply 75W |
| 23827 | NEX-U-® U-power+ Power supply 320W |
| 23828 | NEX-U-® U-power+ Power supply 320W, 3 CAN bus connectors |



U-connect CAN BUS to WiFi converter

U-connect allows wireless communication among the different components of the system. Equipped with an external antenna, it allows for extended signal coverage. It can be configured from a Windows or Android application.

| Part No |
|---------|
| 23881 |



U-valve Brackets

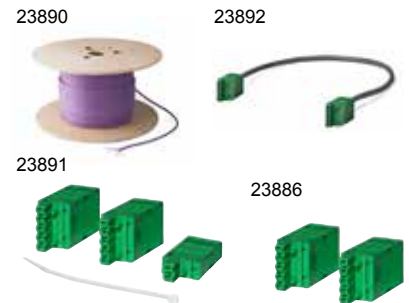
Allow fixing U-valve on top of a hose reel stand (92190).

| Part No |
|---------|
| 23882 |



Cables

| Part No | Model |
|-----------|---------------------------------------|
| 23890 | NEX-U-® CAN bus cable |
| 23890M25 | NEX-U-® CAN bus cable, 25 meter roll |
| 23890M50 | NEX-U-® CAN bus cable, 50 meter roll |
| 23890M125 | NEX-U-® CAN bus cable, 125 meter drum |
| 23890M250 | NEX-U-® CAN bus cable, 250 meter drum |
| 23892 | NEX-U-® CAN bus jumper cable 0,5m |
| 23893 | NEX-U-® CAN bus jumper cable 1,0m |
| 23891 | NEX-U-® U-meter Connectors set |
| 23886 | NEX-U-® U-Valve Connectors set |



Tank monitoring accessories

| Part No | Model |
|---------|--|
| 23883 | NEX-U-® Remote flash and acoustic alarm |
| 23197 | Power supply unit with relay for waste oil pumps, enclosed 24VDC 5A - 230V, used when there are more than 2 waste oil solenoid valves in the system. |



Tank level switch, 60, 200 l drums & 1.000 l containers

24 V DC 1 A.

| Part No | Media | Thread | Length | Stop level | Alarm level |
|---------|----------------------------------|--------------|---------|------------|-------------|
| 23171 | Oil/Glycol | 3/4" (M) BSP | 1080 mm | 30 mm | - mm |
| 23183 | Windscreen fluid/Degreaser | 3/4" (M) BSP | 1080 mm | 30 mm | - mm |
| 23191 | Oil/Glycol | 3/4" (M) BSP | 1080 mm | 30 mm | 300 mm |
| 23192 | Windscreen fluid/AdBlue®/ Fluids | 3/4" (M) BSP | 1080 mm | 30 mm | 300 mm |
| 2330287 | Oil/Glycol/Diesel | 2" (M) BSP | 5000 mm | 20 mm | - mm |
| 23193 | Oil/Glycol | 1" (M) BSP | 2000 mm | 35 mm | 300 mm |



Level switch, waste oil

For control of waste oil tank level. Equipped with two switch levels. Other levels possible on special request. The body is equipped with a terminal strip for the connection of cables, as well as a cable strain relief.

| Part No | Thread | Stop level | Alarm level |
|---------|------------|------------|-------------|
| 23132 | 2" (M) BSP | 150 mm | 300 mm |
| 23154 | 2" (M) BSP | 300 mm | 450 mm |



Analogue level sensor

Self calibrated against the surrounding air pressure. To be connected to the OriLink® or NEX·U·® each respective tankmodule.

| Part No | Media | Height |
|---------|------------------|--------|
| 23417 | Oil/Glycol | <4 m |
| 23435 | Oil/Glycol | <0,9 m |
| 23437 | Windscreen fluid | <3,5 m |



OriLink®

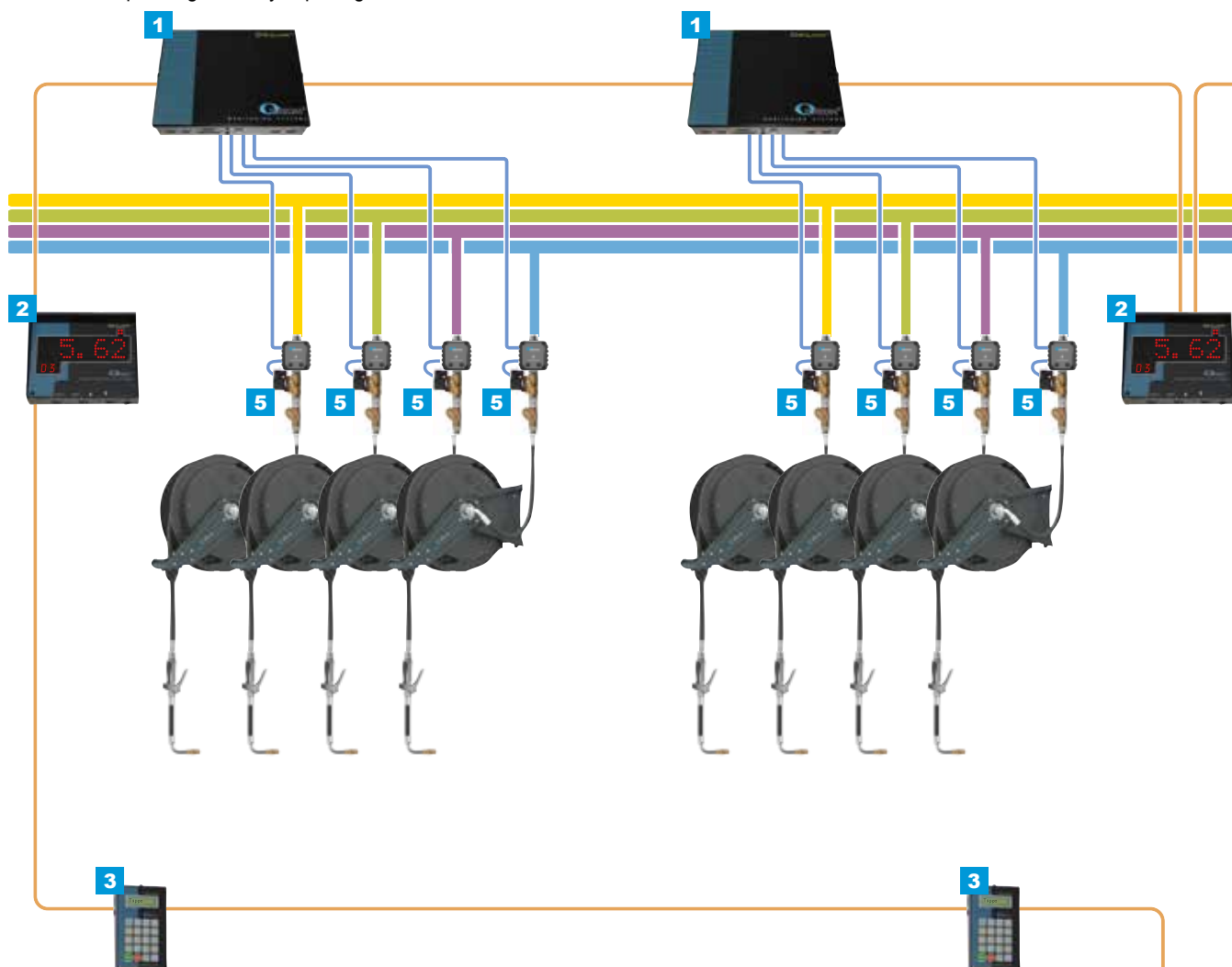
POWERFUL FLUID MONITORING SYSTEM

WHAT IS ORILINK?

OriLink® is an advanced monitoring system without restrictions regarding number of dispense points, fluid grades or number of simultaneous dispenses. An overview of the workshop oil system layout is presented as miniatures on the screen where all activities are graphically visible in real time. Comprehensive management reports can be obtained by using the advanced report engine, or by exporting data.

FIVE QUICK FACTS

- Income loss due to incorrect stock control of fluids is often neglected
- All workshops have unaccounted fluid loss
- Average fluid loss is about 10%
- When the fluid loss is discovered it has already affected income
- Better control of fluids leads to higher profit



EXPLANATION

| POS | PART NO | ITEM NAME | DESCRIPTION |
|-----|-------------|-------------------------------|---|
| 1 | 23400 | OriLink® Main Dispense Module | Measures, opens and closes fluid dispenses by connected meter & solenoid (max 4 per module) |
| 2 | 23404 | OriLink® LED Display | Shows filled volume (or tank volume) |
| 3 | 23401 | OriLink® Keypad | Used to open system by PIN number and Workorder number |
| 4 | 23403 | OriLink® PC Interface | Connects system to PC and enables DMS/ERP integration |
| 5 | SPEC2290* | Meter and solenoid valve kit | Measures and opens/closes dispense |
| 6 | 23408/23430 | OriLink® Tank module | Controls tank switches/sensors and air solenoid valves to pumps (max 4 per module) |
| 7 | 48059* | Air solenoid valve | Open and closes air supply to pump |
| 8 | 23417* | Level sensor | Monitors tank levels and prevents pumps from running dry |
| — | 23393* | Signal cable | Connects meter and solenoid valves to dispense or tank module |
| — | 23411 | Communication cable | Connects modules in a serial loop as a controlled system |

* Several models available. Choose the correct model based on application.

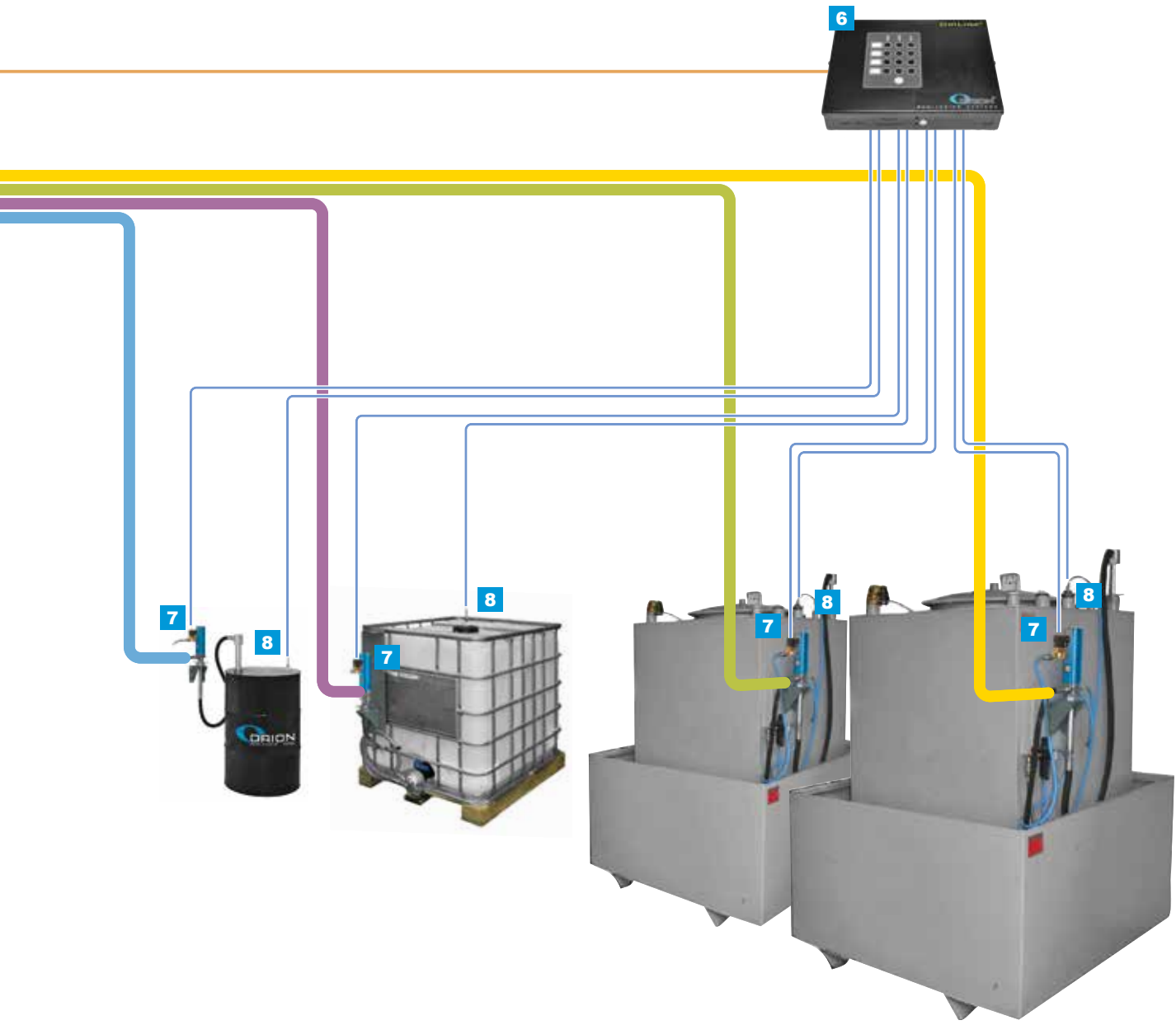
FOR INCREASED PROFITABILITY IN WORKSHOPS AND INDUSTRIES

WHY DO YOU NEED A FLUID MONITORING SYSTEM?

Why are not oil and expensive fluids handled as other spare parts?
Can YOU be sure that your current system correctly invoices every litre of oil?

Example: a workshop consumes 300 litres of oil per month. Based on a sales price of € 25/litre the yearly turnover is € 90000.

The maximal profit will only occur IF all oil is accounted and invoiced for. This example highlights that every litre of oil that is not invoiced is a loss of € 25.



Can be controlled via PC, tablet or smartphone (option)

- Connection to external DMS/ERP:**
- Standardized connections available for quick and easy installation/configuration
 - Customized connections for workshops and industries (dosing and dispense logics with many dispenses simultaneously including start/stop and lamps for ok & error signals)

Dosing equipment, industry

A high performance wall mounted pre-set dispense unit for industrial use that helps you to accurately fill objects with the correct amount of fluid. It reduces the amount of key/button input to obtain the required volume and removes the measuring tool from the floor and other hazardous areas. The mains powered unit eliminates the need for battery replacement. It can be used for a wide variety of products that needs to be dispensed accurately and can be connected to an OriLink® monitoring system if further functionality is needed at a later time.

Power supply Industrial; 110-230 VAC 50/60Hz,

Solenoid valve output: 24 V DC max. 1 A

Solenoid short-circuit protection

PPU: 1-6553

Calibration: using buttons (or from OriLink® keypad or Neighbourhood)

Pre-set: adjust using buttons (or from OriLink® keypad)

Number of pre-sets: 16

Number of decimals: 0, 1, 2, 3, 4 or AUTO

Additional

Optional button support fast dispense pre-set 1, 2, 3 and 4 (not included).

Expansion possibilities, fully compatible with OriLink®, can be equipped with clock module 23405



| Part No |
|---------|
| 23455 |

Dosing equipment, automotive

Box: Black steel powder painted with polystyrene overlay. Painted metal.

Buttons: Lacquered metal.

23457



| Part No |
|---------|
| 23457 |

Multi point dispense module (MPDM)

Each MPDM has connections to control up to four or eight solenoid valves and is equipped with a key switch with normal operation, emergency over-ride and On/Off functions. Suitable for meter units with flow direction function. 230 V AC power supply required.

Technical data

Voltage 230 V AC



| Part No | Meter | Power consumption |
|---------|-------|-------------------|
| 23400 | 4 pce | 0,63 A |
| 23399 | 8 pce | 1,26 A |

Approvable multi point dispense module (MPDM)

Each MPDM has connections to control up to four solenoid valves and is equipped with a key switch with normal operation, emergency over-ride and On/Off functions. Has a built in printer modul for storage of transactions and local outprints. 230 V AC power supply required



| Part No |
|---------|
| 23600 |

Keypad, standard

To be installed in the workshop in order to give the operator access to the system using a personal ID-code. 2 x 16 signs window, 20 buttons display.

| Part No | Model |
|---------|---|
| 23401 | Keypad |
| 23441 | Terminal, Panel Mounted. |
| 23442 | Key Pad for external reader |
| 23261 | Transparent protection cover for keypad 23401 and 23442 |
| 23260 | Wall bracket for keypad |



Keypad with built in LED display

Compact unit with terminal and LED display for viewing dispenses from a distance.

| Part No |
|---------|
| 23438 |



Web app Keypad

Enables increased flexibility, mobility and efficiency by initiating OriLink® dispenses from a web capable device such as a smartphone, tablet or computer web browser. Using the web app keypad enables a workshop to omit installing regular keypads and only use the own internal IT components, regardless of platform, to perform fluid dispensing operations using OriLink®.

| Part No |
|---------|
| 23432 |



Printer module

With the printer module it is possible to connect a printer to the system (Model 23354). When the system has no PC (Program 23414) the information is stored in the printer module. Maximum 912 transactions, 32 users and 8 tanks can be stored. A system can have more than one printer module where there is a need for more than one ticket printer.

| Part No |
|---------|
| 23402 |



Communication adapter/PC-interface

For connecting the system to a PC. Can also be used as a line amplifier when the communication cable is longer than 2.000 metre.

| Part No | Model |
|---------|-----------------------------------|
| 23403 | PC Interface |
| 2330049 | Adaptor RS232-USB 2.0 incl. cable |



Professional program license

PC database with report functions. Must be installed when the system is to be connected to an ERP system or when several printers are used.

| Part No |
|---------|
| 23414 |

OriLink® Pro License



LED display

Display with four digits. Displays the dispensed volume. When equipped with a clock module or PC-connected it shows the actual time when the system is not in use. One extra port for a solenoid valve. Can be used as tank level display together with 23408 or 23430.



| Part No |
|---------|
| 23404 |

Tank LED volume display

Display with 40 mm tall numbers. Displays the volume in the tanks. Programmable display time per tank. With function buttons you can also manually select the tank to view.



| Part No |
|---------|
| 23429 |

Tank module

The tank module has four connections for controlling air solenoid valves to start and stop the pumps and can also work together with a low level or low and re-order level sensor. Is equipped with a key switch with normal operation, emergency override and On/Off functions. Controls waste oil solenoid valves plus the re-order warning on the PC. This module only works together with PC software 23414. 230 V AC power supply required.



Technical data

Voltage 230 V DC

| Part No | Power consumption |
|---------|-------------------|
| 23408 | 0,8 A |

Clock module

Can be mounted in a printer module or LED display for showing the actual time, when the system is not in use. Maximum one per system. Not required when a PC is included in the system.



| Part No |
|---------|
| 23405 |

Bar code reader

Complete laser reader for both hand held and bracket mounted bar code reading. Reads all one dimensional codes. Supplied with trigger, cable, net adapter (230 V AC) and a bracket.



| Part No |
|---------|
| 23407 |

Card reader

Can read all the three tracks on the magnetic strips according to the ISO-standard. Cable and net adapter (230 V AC) are included.



| Part No |
|---------|
| 23409 |

Tag reader (RFID)

RFID reader which connects to a Keypad (23442). Enables wireless tag/RFID/MIF card reading.



| Part No |
|---------|
| 23445 |

Serial port Kit

To connect the Bar Code or the Card readers to the Keypad (23401). Included in Keypad 23442.

| Part No |
|---------|
| 23415 |



Serial port splitter

Allows you to connect two serial port readers to a terminal at the same time, such as a magnetic card reader and a barcode reader.

| Part No |
|---------|
| 23448 |



Ticket printer

Parallel printer SP700. Delivered complete with cables, paper and ribbon, ready for connection to the system. (230 V AC)

| Part No | Model |
|---------|--|
| 23354 | Ticket printer. |
| 23377 | Spare ink ribbon for 23354 (SP700) |
| 23334 | Spare ticket roll for 23354 (SP200, SP700) |
| 23335 | Spare ink ribbon for 23354 (SP200) |



Pulse converter 4-20mA to PPU

Transforms an incoming 4-20mA analogue signal to two phase-offset pulse output, suitable for OriLink®. Can be used for dosing / measuring by using 4-20mA sensors. For example weight, pressure or length. Power supply 24VDC

| Part No |
|---------|
| 23165 |



Communication cable

Two twisted pairs, each pair shielded 4-core 0,36 mm². Use between 23400 - 23408, 23430 and 23600.

| Part No | Length |
|-----------|--------|
| 23411M50 | 50 m |
| 23411M100 | 100 m |
| 23411M250 | 250 m |
| 23411M500 | 500 m |



Control cable

Use between MPDM and meter/solenoid valve.

| Part No | Model | Length |
|-----------|--|--------|
| 23393M50 | Control cable 50 m ring, used between sensors and monitoring systems. 4-core 0,5 mm ² | 50 m |
| 23393M100 | Control cable 100 m, used between sensors and monitoring systems. 4-core 0,5 mm ² | 100 m |
| 23393M250 | Control cable 250 m, used between sensors and monitoring systems. 4-core 0,5 mm ² | 250 m |
| 23393M500 | Control cable 500 m, used between sensors and monitoring systems. 4-core 0,5 mm ² | 500 m |
| 23412M50 | Control cable., 5x0,5mm ² 50 metre Roll | 50 m |
| 23412M100 | Control cable., 5x0,5mm ² ring 100 meter | 100 m |
| 23412M250 | Control cable, 5x0,5mm ² 250 meter | 250 m |
| 23412M500 | Control cable, 5x0,5mm ² 500 meter | 500 m |
| 97801 | Cable Marking AI 1-25 Gk10 Yellow | |
| 97802 | Cable Marking AI 1-50 Gk10 Yellow | |

23393



23412



EX cable

Between level switch and safety relay (23187) 4-core 0,5 mm²

| Part No | Model | Length |
|---------|----------------------|--------|
| 23164 | Cable 4X0.5 shielded | 1 m |



Integrated meter module

Compact integrated meter unit with oval gear meter, solenoid valve and strainer. Can be ordered with 5 m pre-assembled cable.

| Part No | Capacity | Maximum working pressure | PPU | Cable length | Accuracy | Connection |
|---------|--------------------|--------------------------|-----|--------------|----------|--------------|
| 29830 | 30 l/min free flow | 10 (100) MPa (bar) | 328 | - m | 0,5 % ± | 1/2" (F) BSP |
| 29831 | 30 l/min free flow | 10 (100) MPa (bar) | 328 | 5 m | 0,5 % ± | 1/2" (F) BSP |



Line meter kit for oil, glycol

Line Meters with solenoid valves. Indicates open valve. Strainer part no 28022 included in SPEC2290.

| Part No | Maximum working pressure | PPU | Meter | Connection |
|----------|--------------------------|-------|------------|------------------|
| SPEC2290 | 5 (50) MPa (bar) | 328 l | 25060 | 1/2" (M)-(M) BSP |
| SPEC2294 | 5 (50) MPa (bar) | 328 l | 24738KRÖNT | 1/2" (M)-(M) BSP |
| SPEC2293 | 2,5 (25) MPa (bar) | 109 l | 25065 | 3/4" (M)-(M) BSP |



Line meter kit for windscreen wash, detergents and AdBlue®

Line Meter with solenoid valve. Indicates open valve.

Technical data

| | |
|------------|------------------|
| PPU | 328 l |
| Material | Stainless steel |
| Connection | 1/2" (M)-(M) BSP |

| Part No | Media | Maximum working pressure |
|----------|----------------------------|--------------------------|
| SPEC7291 | Windscreen fluid/Degreaser | 5 (50) MPa (bar) |
| SPEC7293 | AdBlue® | 1 (10) MPa (bar) |



Line meter kit for diesel

Line Meter with solenoid valve. Indicates open valve.

| Part No | Maximum working pressure | PPU | Connection |
|----------|--------------------------|-------|------------------|
| SPEC2292 | 1,0 (10) MPa (bar) | 109 l | 3/4" (M)-(M) BSP |



Line meter kit for grease

Meter kit with solenoid valve.

| Part No | Maximum working pressure | PPU | Connection |
|----------|--------------------------|------|------------------|
| SPEC1290 | 30 (300) MPa (bar) | 1450 | 1/4" (M)-(M) BSP |



Tank level alarm

Reversible float to allow high level or low level control. Suitable for oil and diesel tanks. Alerts user when level has been reached. Low voltage, 12 V operated, no mains wiring required. Can be connected to remote visual alarm. Up to four level sensors can be connected.



| Part No | Model |
|---------|---|
| 23449 | Tank level alarm 12VDC or 230VAC. Including tank level switch |

Pressure gauge/low pressure switch

Can be mounted in the outlet tubing for grease to alarm and/or shut off the pump when the pressure is too low. Will also prevent the pump from dry running in case of empty barrel. Built in pressure switch (10 MPa, 100 bar) and micro switch (max. 50 V 1A) incl. 1,5 m connection cable.



| Part No | Dimension | Maximum pressure | Connection |
|---------|-----------|------------------------|--------------|
| 23072 | Ø 100 mm | 0-60 (0-600) MPa (bar) | 1/2" (M) BSP |

Solenoid valves for air

For the control of oil and waste oil pumps. Normally closed (NC).

| Part No | Model | Connection |
|---------|--|--------------|
| 48008 | Solenoid valve 230V AC for air, G1/2"(f). | 1/2" (F) BSP |
| 2326260 | Silencer G3/4"(m) for 48008 | 3/4" (M) BSP |
| 48059 | Solenoid valve 24V DC for air G1/4"(f) | 1/4" (F) BSP |
| 48081 | Solenoid valve 24V DC for air G1/2"(f). | 1/2" (F) BSP |
| 48082 | Solenoid valve 24V DC for air G3/4"(f). | 3/4" (F) BSP |
| 48080 | Solenoid valve 24V AC/DC Ex for air G1/4"(f). ATEX | 1/4" (F) BSP |
| 2385450 | Atex solenoid coil 24 V AC/DC suits 48059, 28306 and 28338 | |
| 4080050 | Coil 24 V AC is suitable for eg. 28306 | |



Solenoid valves for fluids

For flow control. 24 V DC. Normally closed (NC).

| Part No | Maximum working pressure | Connection |
|---------|--------------------------|--------------|
| 28127 | 5 (50) MPa (bar) | 1/2" (F) BSP |
| 28306 | 5 (50) MPa (bar) | 1/2" (F) BSP |
| 38030 | 50 (500) MPa (bar) | 1/4" (F) BSP |
| 28308 | 1 (10) MPa (bar) | 3/4" (F) BSP |
| 28304 | 6 (60) MPa (bar) | 1" (F) BSP |
| 28327 | 1 (10) MPa (bar) | 1/2" (F) BSP |
| 28333 | 10 (100) MPa (bar) | 1/4" (F) BSP |



Control panel for drum or tanks

Protects the pneumatic pumps from dry pumping and the waste oil tanks from over filling. The panel can handle 4 different pumps/tanks at the same time. On the front of the panel there are 8 lamps, one stop and one alarm per drum/tank with test button. Two levels for each drum/tank. In case of inflammable fluids, the unit must be completed with Model 23187. When need of more solenoid valves are required, use relay box (23167). The unit can be connected to the OriLink® system. (230 V AC, Solenoid Valve 24 V DC)



Part No

23430

Control panel for drum or tank

For use as a protection against overfilling or dry pumping of waste oil or washer fluid. The panel has built-in ATEX classified security barrier and lamp for stop and alarm. Supply voltage 230 V AC, 24 V DC solenoid.



Part No

23195

Start button with indicator for pumps

Spring loaded push button suitable for waste- or fresh oil pumps for having a non pressurized system when not in use. Used together with tank module or control panel (23430). Supply voltage 24 V AC/DC.



Part No

23040

Tank level switch, 60, 200 l drums & 1.000 l containers

24 V DC 1 A.

| Part No | Media | Thread | Length | Stop level | Alarm level |
|---------|----------------------------------|--------------|---------|------------|-------------|
| 23171 | Oil/Glycol | 3/4" (M) BSP | 1080 mm | 30 mm | - mm |
| 23183 | Windscreen fluid/Degreaser | 3/4" (M) BSP | 1080 mm | 30 mm | - mm |
| 23191 | Oil/Glycol | 3/4" (M) BSP | 1080 mm | 30 mm | 300 mm |
| 23192 | Windscreen fluid/AdBlue®/ Fluids | 3/4" (M) BSP | 1080 mm | 30 mm | 300 mm |
| 2330287 | Oil/Glycol/Diesel | 2" (M) BSP | 5000 mm | 20 mm | - mm |
| 23193 | Oil/Glycol | 1" (M) BSP | 2000 mm | 35 mm | 300 mm |



Level switch, waste oil

For control of waste oil tank level. Equipped with two switch levels. Other levels possible on special request. The body is equipped with a terminal strip for the connection of cables, as well as a cable strain relief.

| Part No | Thread | Stop level | Alarm level |
|---------|------------|------------|-------------|
| 23132 | 2" (M) BSP | 150 mm | 300 mm |
| 23154 | 2" (M) BSP | 300 mm | 450 mm |



Analogue level sensor

Self calibrated against the surrounding air pressure. To be connected to the OriLink® or NEX·U·® each respective tankmodule.

| Part No | Media | Height |
|---------|------------------|--------|
| 23417 | Oil/Glycol | <4 m |
| 23435 | Oil/Glycol | <0,9 m |
| 23437 | Windscreen fluid | <3,5 m |



Safety relay

This ATEX classified relay is to be installed outside of inflammable areas. It is connected between the sensor in the inflammable area and the control panel. To be used in connection with sensors for waste oil or windscreen fluids. (230 V AC)

| Part No | Model |
|---------|--|
| 23187 | Safety relay ATEX for level switch, 2 channels |
| 23188 | Safety relay ATEX for analogue level sensor 4-20mA, 2 channels |



Relay box

To be used when more that two solenoid valves in the system is used for waste oil. (24 V DC), max 5A

| Part No |
|---------|
| 23167 |



Overflow protector for tanks

Designed for connection to the over flow system of the supply tanker. Level switch with thermo element. Connection plug for mounting at filling coupling included.

| Part No | Model |
|---------|--|
| 23163 | Overflow protector oil. |
| 23168 | Overflow protector, stainless steel for eg AdBlue® |

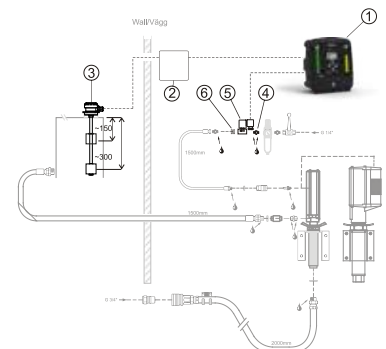


Two stage alarm equipment for waste oil

The equipment is EX-classified in accordance with waste oil handling regulations. The box can handle 6 different solenoid valves (24 V DC).

- 1 NEX·U·® Control panel 23829
- 2 Ex ia Barrier 23187
- 3 Level switch 23132
- 5 Solenoid valve 48059

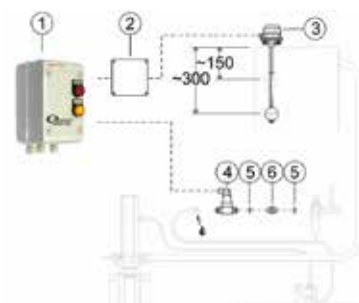
| Part No |
|---------|
| 23840 |



Two stage alarm equipment for waste oil

The equipment is EX-classified in accordance with waste oil handling regulations. The box can handle one solenoid valve (24 V DC).

- 1 Control panel 23195
- 3 Level switch 23132
- 4 Solenoid valve 48059



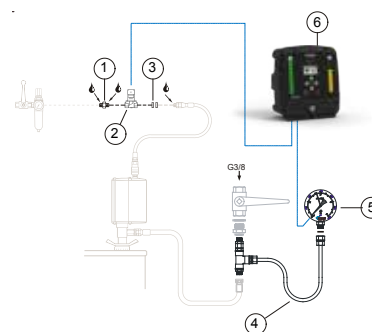
Part No

SPEC8043

Pump protection kit for grease pumps

Used to prevent the pump from keeping to pump even though the drum is empty and risking air entering the system. Pressure sensor, resistant to fluids. Equipment delivered unassembled in a kit, the major items are:

- 2 Solenoid valve, 24V DC 48059
- 4 Grease connection kit 1180033
- 5 Pressure sensor gauge 23072
- 6 NEX·U·® Control panel 23829
- Button (23043) manual start after dry pumping



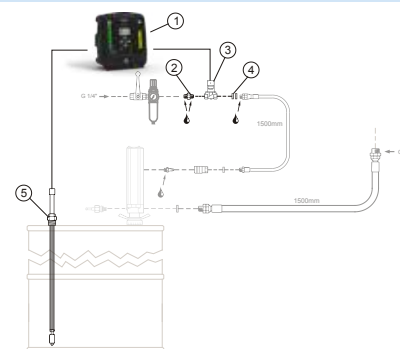
Part No

23843

Pump protection kit, oil and liquid pumps

Used to prevent the pump from keeping to pump even though the drum is empty and risking air entering the system. Level sensor made of plastic, resistant to fluids commonly supplied in 208 l drums. Equipment delivered unassembled in a kit consisting of the following:

- 1 NEX·U·® Control panel 23829
- 3 Solenoid valve, 24V DC 48059
- 5 Low level sensor 23171 (for alcohol use 23183)



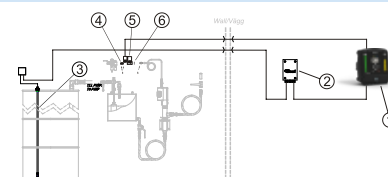
Part No

23841

Pump protection kit for pumps in EX proof areas

Used to prevent the pump from keeping to pump even though the drum is empty and risking air entering the system. Level sensor made of plastic, resistant to fluids commonly supplied in 208 l drums. Equipment delivered unassembled in a kit consisting of the following:

- 1 NEX·U·® Control panel 23829
- 2 Ex ia barrier (EEX ia) 23187
- 3 Low level sensor 23183 (for oil use 23171, not included)
- 5 Solenoid valve, 24V DC 48080



Part No

23842

11 Drum handling

| | |
|--------------------------|-----|
| Trolleys | 166 |
| Safety drum trolley..... | 167 |
| Safety pallet..... | 168 |
| Drum lift | 168 |

Trolley for 12 kg buckets to 60 kg drums

Trolley for 12 kg to 60 kg drums with chain for holding the drum in place. Wheel diameter Ø 155 mm.

| Part No | Model | Dimension |
|---------|--|---------------------|
| 28528 | Trolley for 12 kg to 60 kg drums. | 300 x 390 x 1000 mm |
| 28557 | Pump bracket with G2" (f) thread Strap 2,0 meter long for small kegs/buckets. | |

28557



40801327



28528



Trolley for buckets and plastic containers

Trolley for plastic containers. With tubular drum support and a clamp screw for fixing the drum. Wheel diameter Ø 160 mm.

| Part No | Dimension |
|---------|--------------------|
| 28527 | 450 x 290 x 920 mm |

28527



Drum trolley for 60 kg drums

Drum trolley for 60 kg drums only. With tubular drum support and a clamp screw for fixing the drum. Two swivel castors Ø 75 mm and two Ø 160 mm wheels.

| Part No | Model | Dimension |
|---------|----------------------------------|---------------------|
| 28526 | Trolley for 60 kg drums. | 500 x 450 x 1060 mm |
| 28557 | Pump bracket with G2" (f) thread | |



28557



28526

Drum trolley for 180 kg drums

Drum trolley for 180 kg drums with three wheels, 2 large Ø 200 mm and one support wheel Ø 100 mm, which is equipped with a brake. The handle is supplied unassembled.

| Part No | Model |
|---------|--------------------------------------|
| 28645 | Drum trolley for 180 kg / 208 l |
| 28651 | Pump bracket for drum trolley 28645. |
| 28652 | Reel bracket for drum trolley 28645. |

28645



Drum trolley heavy duty for 180 kg drums

Drum trolley for 180 kg drums with 3 wheels, 2 large tyres Ø 260 mm and one support wheel Ø 150 mm, equipped with a brake.

| Part No | Model | Dimension |
|---------|--|--------------------|
| 28646 | Drum trolley for 180 kg drums. Heavy duty | 785 x 800 x 900 mm |
| 28667 | Drum trolley heavy duty for 180 kg drums (solid wheels). | 785 x 800 x 900 mm |
| 28653 | Reel bracket for drum trolley 28646 and 28667 | |

28646




28667



Drum dolly

Dolly for Ø 400 - 600 mm diameter drums, four swivel castors, two with a brake.

| Part No | For container |
|---------|---------------|
| 28482 | Ø 400-600 mm |



Container tipper

Container / bottle emptied safely and easily through the leverage mechanics. Suitable for 20 liter tin (Ø 300 mm) or 25 liter cans (290 x 290 mm). The tipper can be mounted on wall or floor.

| Part No |
|---------|
| 92093 |



Drum trolley

Basic drum trolley for transporting and moving oil drums. Useful when manually handling heavy 208 litre drums.

| Part No | Dimension |
|---------|---------------------|
| 21110 | 1400 x 700 x 300 mm |



Drum trolley for dusty environments

| Part No | Model |
|---------|---|
| 25510 | Protective drum cabinet and trolley for 20kg |
| 26511 | Protective drum cabinet and trolley for 50 kg |



Safety drum trolley

Drum trolley for all drums up to 208 l, with two large Ø 200 mm wheels, and one swivel wheel Ø 100 mm with brake. If the drum were to start leaking, there will be no spillage on the floor or ground. When there is no area to normally park ordinary drum trolleys at the end of the day, this is the ideal solution. Perfect for service in the field in construction-, mining and marine sectors and other sensitive environments.

| Part No | Volume |
|---------|--------|
| 28390 | 220 l |
| 28389 | 220 l |



Safety drum trolley, heavy duty

Similar to 28390, heavy duty version.

| Part No | Model | Volume |
|---------|--|--------|
| 28391 | Heavy duty safety drum trolley, air wheels | 220 l |
| 28392 | Heavy duty safety drum trolley, solid wheels | 220 l |



Spill tray for small fluid containers

| Part No | Model | Volume |
|---------|--|--------|
| 21701 | Spill tray for small fluid containers, small | 18 l |
| 21702 | Spill tray for small fluid containers, large | 35 l |



Safety pallet

Safety pallet for upright drum storage, with built in spill containment. Suitable for all sizes and types of drum, the unit, which has a minimum sump capacity of 220 litre, addresses both Health and Safety and Environmental requirements.

| Part No | Model | Dimension | Material |
|---------|--|----------------------|--------------|
| 29142 | Safety pallet in metal for 2 drums | 1275 x 738 x 360 mm | Steel |
| 29144 | Safety pallet in plastic for 2 drums | 1205 x 805 x 440 mm | Polyethylene |
| 29149 | Safety pallet low model in metal for 4 drums | 2500 x 1000 x 123 mm | Steel |
| 29145 | Castor wheels and handle for 29144 | | |
| 29159 | Safety pallet for 1 IBC container | 1650 x 1350 x 710 mm | Steel |
| 29160 | Safety pallet for 2 IBC containers | 2680 x 1300 x 480 mm | Steel |



Drum wrench

| Part No |
|---------|
| 29251 |



Drum lift

Drum lift for upright oil drums. Simple to use, easy to apply. Approved for lifting up to 250 kg.

| Part No |
|---------|
| 21100 |



Drum lift

Drum lift for lifting horizontal drums. Particularly useful when storing drums in a drum store. Approved for lifting up to 250 kg.

| Part No |
|---------|
| 21108 |



Hydraulic drum lift

Designed to handle steel drums on safety pallets and equipped with a pedal operated hydraulic lift. Max lift height 650mm. Dimensions: width 1045 mm, min height 1340 mm, max height 1840 mm, Lifting weight max 250kg

| Part No | Height |
|---------|--------------|
| 28666 | 1340-1840 mm |



12 Exhaust equipment

| | |
|------------------------------------|-----|
| Spring operated exhaust reels..... | 172 |
| Electric driven exhaust reels..... | 173 |
| Exhaust hoses..... | 175 |
| Basic exhaust extraction..... | 178 |
| Exhaust rails..... | 179 |
| Exhaust nozzles..... | 180 |
| Starter, control units..... | 182 |
| Extraction arms..... | 184 |
| Fans..... | 185 |

Spring operated exhaust reel for max. 7,5 m Ø 100 mm hose (4")

For mounting on the ceiling or on the wall. Connecting adapter Ø 160 mm for fan or central exhaust system included. For selection of hose mounting kit, hose, nozzle, fan etc., see following pages.

Technical data

Dimension Ø100 (4") mm (inch)

| Part No | Hose length |
|---------|--------------------------|
| 84470 | 7,5 m max (without hose) |
| 84472 | 7,5 m |



Spring operated exhaust reel for max. 10 m Ø 100 mm hose (4")

For mounting on the ceiling or on the wall. Connecting adapter Ø 160 mm for fan or central exhaust system included. For selection of hose mounting kit, hose, nozzle, fan etc., see following pages.

Technical data

Dimension Ø100 (4") mm (inch)

| Part No | Hose length |
|---------|-------------------------|
| 84480 | 10 m max (without hose) |
| 84484 | 5 m |
| 84485 | 7,5 m |
| 84486 | 10 m |



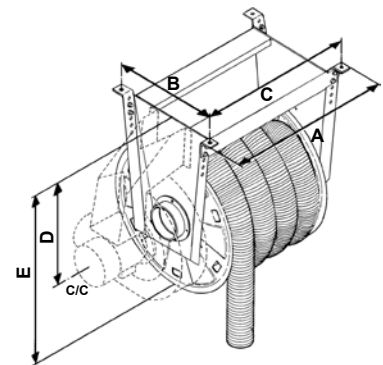
Spring operated exhaust reel for max. 10 m Ø 150 mm hose (6")

For mounting on the ceiling or on the wall. Connecting adapter Ø 160 mm for fan or central exhaust system included. For selection of hose mounting kit, hose, nozzle, fan etc., see following pages.

Technical data

Dimension Ø150 (6") mm (inch)

| Part No | Hose length |
|---------|-------------------------|
| 84490 | 10 m max (without hose) |
| 84492 | 10 m |



Spring operated exhaust reel for max. 12,5 m Ø 200 mm hose (8")

For mounting on the ceiling or on the wall. Connecting adapter Ø 200 mm for fan or central exhaust system included. For selection of hose mounting kit, hose, nozzle, fan etc., see following pages.

Technical data

Dimension Ø200 (8") mm (inch)

| Part No | Hose length |
|---------|---------------------------|
| 84495 | 12,5 m max (without hose) |

| 84495 | 84490 | 84480 | 84470 |
|-----------|-----------|----------|----------|
| A 1230 mm | A 1030 mm | A 830 mm | A 630 mm |
| B 500 mm | B 500 mm | B 500 mm | B 500 mm |
| C 1174 mm | C 974 mm | C 774 mm | C 574 mm |
| D 489 mm | D 489 mm | D 489 mm | D 489 mm |
| E 790 mm | E 790 mm | E 790 mm | E 790 mm |

Hose mounting kits for exhaust hose reels

To connect the exhaust hose to the reel a mounting kit must be used.

| Part No | Dimension |
|---------|----------------------|
| 88300 | Ø 75 (3") mm (inch) |
| 88301 | Ø 100 (4") mm (inch) |
| 88302 | Ø 125 (5") mm (inch) |
| 88303 | Ø 150 (6") mm (inch) |



Hose guide through suspended ceilings for 84480-86

Used for guiding the exhaust hose through suspended ceilings. Adjustable between ceiling and suspended ceiling from 840 mm to 1600 mm.

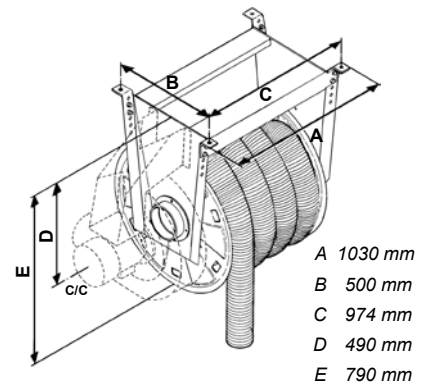
| Part No |
|---------|
| 82004 |



Electric driven exhaust reel for max. 10 m Ø 150 mm hose (6")

For mounting on the ceiling or on the wall. Connecting adapter Ø 160 mm for fan or central exhaust system included. Max. hose capacity 10 m Ø 150 mm hose. For selection of hose mounting kit, hose, nozzle, fan etc., see following pages. 1 phase 220-240 V, 50 Hz.

| Part No | Dimension | Hose length |
|---------|---------------------|-------------------------|
| 84650 | Ø150 (6") mm (inch) | 10 m max (without hose) |
| 84651 | 100 (4") mm (inch) | 10 m |
| 84652 | 125 (5") mm (inch) | 10 m |
| 84653 | 150 (6") mm (inch) | 10 m |



Control box

| Part No | Model |
|---------|---|
| 83005 | Control box for control of electric driven exhaust hose reel. |



Hose reel on swinging arm

The combination of a swinging suspension arm and a spring operated exhaust reel is a good solution when the reel needs to be moved between different work places.



| Part No | Length |
|---------|--------|
| 88417 | 4,5 m |

Hose mounting kits for electric hose reels

To connect the exhaust hose to the reel a mounting kit must be used.

| Part No | Dimension |
|---------|----------------------|
| 88305 | Ø 100 (4") mm (inch) |
| 88307 | Ø 150 (6") mm (inch) |



Connection hose for exhaust hose reels

Connects between ventilation duct and exhaust hose reel.

| Part No | Dimension | Length |
|---------|------------------------|---------|
| 8310030 | 160 (6.2") Ø mm (inch) | 1000 mm |



Exhaust hoses 200 °C

Approx. 0,5 m of the total hose length will be used inside the reel. **Note! Mounting kit for connecting hose on hose reel is not included, ordered separately.**

Air flow in exhaust hoses:

- Ø 75 mm at air flow < 270 m³/h
- Ø 100 mm at air flow < 540 m³/h
- Ø 125 mm at air flow < 810 m³/h
- Ø 150 mm at air flow < 1080 m³/h

Recommended air flow

Cars = 360 m³/h

Trucks = 1080 m³/h

Technical data

Maximum temperature 200 °C

| Part No | Dimension | Hose length |
|---------|----------------------|-------------|
| 88330 | Ø 75 (3") mm (inch) | 5 m |
| 88340 | Ø 100 (4") mm (inch) | 5 m |
| 88350 | Ø 125 (5") mm (inch) | 5 m |
| 88360 | Ø 150 (6") mm (inch) | 5 m |
| 88333 | Ø 75 (3") mm (inch) | 7,5 m |
| 88343 | Ø 100 (4") mm (inch) | 7,5 m |
| 88353 | Ø 125 (5") mm (inch) | 7,5 m |
| 88363 | Ø 150 (6") mm (inch) | 7,5 m |
| 88331 | Ø 75 (3") mm (inch) | 10 m |
| 88341 | Ø 100 (4") mm (inch) | 10 m |
| 88351 | Ø 125 (5") mm (inch) | 10 m |
| 88361 | Ø 150 (6") mm (inch) | 10 m |
| 88334 | Ø 75 (3") mm (inch) | 12,5 m |
| 88344 | Ø 100 (4") mm (inch) | 12,5 m |
| 88354 | Ø 125 (5") mm (inch) | 12,5 m |
| 88364 | Ø 150 (6") mm (inch) | 12,5 m |
| 88589 | Ø 150 (6") mm (inch) | 15 m |



Exhaust hoses 300 °C

Approx. 0,5 m of the total hose length will be used inside the reel. **Note! Mounting kit for connecting hose on hose reel is not included, ordered separately.**

Technical data

Maximum temperature 300 °C

| Part No | Dimension | Hose length |
|---------|----------------------|-------------|
| 88459 | Ø 150 (6") mm (inch) | 2,5 m |
| 88445 | Ø 75 (3") mm (inch) | 5 m |
| 88450 | Ø 100 (4") mm (inch) | 5 m |
| 88455 | Ø 125 (5") mm (inch) | 5 m |
| 88460 | Ø 150 (6") mm (inch) | 5 m |
| 88446 | Ø 75 (3") mm (inch) | 7,5 m |
| 88451 | Ø 100 (4") mm (inch) | 7,5 m |
| 88456 | Ø 125 (5") mm (inch) | 7,5 m |
| 88461 | Ø 150 (6") mm (inch) | 7,5 m |
| 88447 | Ø 75 (3") mm (inch) | 10 m |
| 88452 | Ø 100 (4") mm (inch) | 10 m |
| 88457 | Ø 125 (5") mm (inch) | 10 m |
| 88462 | Ø 150 (6") mm (inch) | 10 m |
| 88453 | Ø 100 (4") mm (inch) | 12,5 m |
| 88458 | Ø 125 (5") mm (inch) | 12,5 m |
| 88463 | Ø 150 (6") mm (inch) | 12,5 m |



Exhaust hoses 500 °C

Approx. 0,5 m of the total hose length will be used inside the reel. **Note! Mounting kit for connecting hose on hose reel is not included, ordered separately.**

Technical data

Maximum temperature 500 °C

| Part No | Dimension | Hose length |
|---------|-------------------------|-------------|
| 88579 | Ø 150 mm (6") mm (inch) | 2,5 m |
| 88580 | Ø 150 mm (6") mm (inch) | 5 m |
| 88576 | Ø 125 mm (5") mm (inch) | 7,5 m |
| 88581 | Ø 150 mm (6") mm (inch) | 7,5 m |
| 88577 | Ø 125 mm (5") mm (inch) | 10 m |
| 88575 | Ø 150 mm (6") mm (inch) | 10 m |
| 88578 | Ø 125 mm (5") mm (inch) | 12,5 m |
| 88583 | Ø 150 mm (6") mm (inch) | 12,5 m |



Exhaust hoses 650 °C (to be used with metal nozzles)

Approx. 0,5 m of the total hose length will be used inside the reel. **Note! Mounting kit for connecting hose on hose reel is not included, ordered separately.**

Technical data

Maximum temperature 650 °C



| Part No | Dimension | Hose length |
|---------|----------------------|-------------|
| 88479 | Ø 150 (6") mm (inch) | 2,5 m |
| 88465 | Ø 75 (3") mm (inch) | 5 m |
| 88470 | Ø 100 (4") mm (inch) | 5 m |
| 88475 | Ø 125 (5") mm (inch) | 5 m |
| 88480 | Ø 150 (6") mm (inch) | 5 m |
| 88466 | Ø 75 (3") mm (inch) | 7,5 m |
| 88471 | Ø 100 (4") mm (inch) | 7,5 m |
| 88476 | Ø 125 (5") mm (inch) | 7,5 m |
| 88481 | Ø 150 (6") mm (inch) | 7,5 m |
| 88467 | Ø 75 (3") mm (inch) | 10 m |
| 88472 | Ø 100 (4") mm (inch) | 10 m |
| 88477 | Ø 125 (5") mm (inch) | 10 m |
| 88482 | Ø 150 (6") mm (inch) | 10 m |
| 88468 | Ø 75 (3") mm (inch) | 12,5 m |
| 88473 | Ø 100 (4") mm (inch) | 12,5 m |
| 88478 | Ø 125 (5") mm (inch) | 12,5 m |
| 88483 | Ø 150 (6") mm (inch) | 12,5 m |

Exhaust hose, double with Y-adapter

The hose is crush proofed with nylon coil incl. one Y-adapter and two hose clamps (temp. resistant +200 °C).

| Part No | Dimension | Maximum temperature | Hose length |
|---------|----------------------|---------------------|-------------|
| 88220 | Ø 75 (3") mm (inch) | 200 °C | 2 x 2,5 m |
| 88221 | Ø 100 (4") mm (inch) | 200 °C | 2 x 2,5 m |
| 88222 | Ø 125 (5") mm (inch) | 200 °C | 2 x 2,5 m |
| 88223 | Ø 150 (6") mm (inch) | 200 °C | 2 x 2,5 m |



Hose connecting kits

To connect hoses with the same diameter. The kit consists of a hose adapter and two hose clamps.

| Part No | Dimension |
|---------|-----------|
| 88485 | 75 mm |
| 88486 | 100 mm |
| 88487 | 125 mm |
| 88488 | 150 mm |



Safety disconnect coupling

The safety disconnect coupling is to protect your equipment from unexpected work place events, such as when a service technician forgets to remove the exhaust hose from the vehicle before moving it. The safety disconnect coupling will automatically separate to protect the vehicle and your exhaust system.

88491



88571



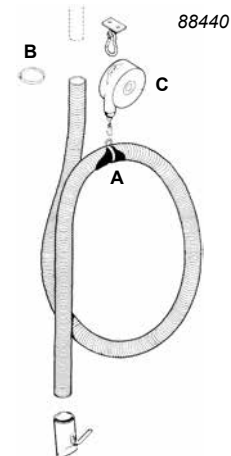
| Part No | Model | Dimension |
|---------|--|-----------|
| 88491 | Safety disconnect coupling Ø100 mm (4") | 100 mm |
| 88492 | Safety disconnect coupling Ø 125 mm (5") | 125 mm |
| 88493 | Safety disconnect coupling Ø 150 mm (6") | 150 mm |
| 88571 | Safety coupling magnetic Ø100 mm (4") | 100 mm |

Fixed exhaust extractors

A fixed exhaust extractor is easily designed by selecting hose, nozzle, hose support, balancer and hose clamps. For suitable hoses and nozzles and balancers, see previous/next pages.

Pos A: Hose supports make it possible to hang the hose on a balancer.

Pos B: Hose clamps are used to fix the hose directly on to the ducting.



| Part No | Model |
|----------|---|
| 88441 | Support Ø 100 mm (4") |
| 88442 | Support Ø 150 mm (6") |
| 72101045 | Hose clamp Ø70-90 mm |
| 72101011 | Hose clamp Ø80-110 mm |
| 72101063 | Hose clamp Ø120-140 mm |
| 72101021 | Hose clamp Ø130-165 mm |
| 88590 | Hose clamp Ø75 mm for 650°C high temperature hose |
| 88591 | Hose clamp Ø 100 mm for 650°C high temperature hose |
| 88592 | Hose clamp Ø 125 mm for 650°C high temperature hose |
| 88593 | Hose clamp Ø 150 mm for 650°C high temperature hose |

Balancer

The balancer supports loads within an area of 0-4,5 m and at an angle of max 30° from the plumb line. Some of the balancers is equipped with a locking device which locks the extension wire in the extended position. The locking device disengages when the wire is pulled out approx. 0,2 m and then released. Delivered complete with safety chain and spring safety hooks.



| Part No | Model | Capacity | Cable length |
|---------|---|----------|--------------|
| 88440 | Balancer with 3m wire 7-14 Kg with locking device | 7-14 kg | 3 m |
| 84435 | Balancer with 4,5m wire 7-16 Kg with locking device on or off | 7-16 kg | 4,5 m |
| 84437 | Balancer with 3m wire 7-14 Kg without locking device | 7-14 kg | 3 m |
| 84438 | Balancer with 3,5m wire 5-14 Kg without locking device | 5-14 kg | 3,5 m |
| 84436 | Micro switch balancer for fan control, for 84435 | | |
| 84434 | Micro Switch balancer for fan control, for 88440, 84437 and 88438 | | |

Complete exhaust extraction kits

Consisting of a fan, 5 m standard hose and balancer. Just add the required nozzle. **Note! Exhaust Nozzle must be ordered separately.**

Technical data

| | |
|----------|------------------------|
| Capacity | 1800 m ³ /h |
| Motor | 0,55 kW |
| Voltage | 400 V AC |

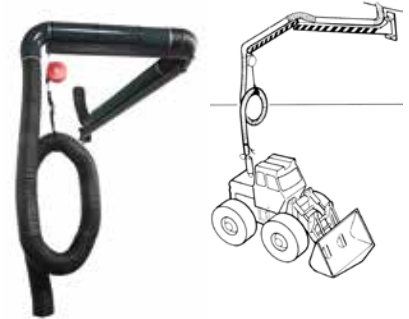


| Part No | Dimension | Hose length |
|---------|--------------------|-------------|
| 84441 | 100 (4") mm (inch) | 5 m |
| 84443 | 150 (6") mm (inch) | 5 m |

Exhaust drop on swinging arm

Makes it possible to cover a larger area with a simple extraction point. **Note! Exhaust Nozzle and Fan must be ordered separately.**

| Part No | Dimension | Hose length | Length |
|---------|----------------------|-------------|--------|
| 84420 | Ø 150 (6") mm (inch) | 5 m | 4,5 m |
| 84421 | Ø 150 (6") mm (inch) | 5 m | 6 m |
| 84422 | Ø 150 (6") mm (inch) | 5 m | 8 m |



Trolley with fan and exhaust hose reel

Mobile solution for maximum flexibility. Complete unit with trolley, exhaust hose reel with 10m 6" 200°C hose, nozzle, fan, outlet hose from fan 7,5m 6" 200°C, fan starter button and connection cable 3-phase 10m 400V AC.

| Part No | Model | Dimension |
|---------|---|---------------------|
| 83130 | Exhaust trolley 6" with fan, exhaust reel and 10 meters hoses | Ø150 (6") mm (inch) |



Exhaust rail

Straight rails solve the exhaust emission problem with vehicles being driven along a straight section indoors. The system comprises of exhaust hoses mounted on moving connectors which run along a suction rail fitted to the ceiling. The moving trolleys can be supplied for internal or external travel, with or without automatic uncoupling of the nozzle.

With wall brackets, connectors, rubber seal, end cover and trolley stop. Nozzles not included (order separately). We recommend nozzles with wise grip.

| Part No | Model |
|---------|----------------------------------|
| 84530 | Exhaust rail 14,6M |
| 84531 | Exhaust rail 17,4M |
| 84532 | Exhaust rail 20,4M |
| 84533 | Exhaust rail 23,2M |
| 84534 | Exhaust rail 26,2M |
| 84535 | Exhaust rail 29 M |
| 84536 | Exhaust rail 34,8 M |
| 84225 | Mounting tool for rubber seal |
| 88503 | Ceiling bracket for exhaust rail |



Internal exhaust trolley for nozzle with wise grip

With balancer och hose hanger, without hose (order separately). Can be used for vehicle in motion. **Note! Hose and nozzle is ordered separately.**

| Part No | Model |
|---------|--|
| 84211 | Exhaust trolley, internal for Ø100 mm/4" nozzle with vise grip |
| 84212 | Exhaust trolley, internal for Ø150 mm/6" |
| 84213 | Exhaust trolley, internal Ø 100 mm / 4", without balancer |



Mounting kit with exhaust trolley for exhaust reel

For mounting on a rail to achieve a larger working area

Includes: Mounting kit and internal trolley. Order separately: Exhaust reel, hose and nozzle based on application.



| Part No | Model |
|---------|--|
| 84595 | Mounting kit with exhaust trolley for exhaust reel |

Rubber nozzles. general information

A rubber nozzle is used to connect the exhaust hose with the exhaust system of the vehicle. The nozzle is designed to take in cooling air, thereby reducing the exhaust fume temperature and resistance in the exhaust system and guaranteeing the accuracy of exhaust readings. These nozzles are highly suitable for use with fixed extractors, exhaust reels and straight rails (clamp fixing essential).

Specifications The rubber nozzle is composed of moulded, high temperature resistant rubber. The nozzle is provided with an opening (which can be sealed with a rubber plug) suitable for insertion of an exhaust probe, diameter Ø 20 mm. The nozzle is designed for today's lorries and private cars. The nozzle is attached to the exhaust hose via an angled pipe so as to facilitate connection to the exhaust pipe of the vehicle. Temperature resistance: -40 °C to + 220 °C

Rubber nozzle with probe opening and clamp fixing

| Part No | Inlet | Opening |
|---------|----------|----------------------|
| 88320 | Ø 75 mm | 155 x 90 (Ø 115) mm |
| 88324 | Ø 100 mm | 155 x 90 (Ø 115) mm |
| 88321 | Ø 100 mm | 210 x 115 (Ø 160) mm |
| 88322 | Ø 125 mm | 210 x 115 (Ø 160) mm |
| 88323 | Ø 150 mm | 210 x 115 (Ø 160) mm |



Rubber nozzle with probe opening and damper

| Part No | Inlet | Opening |
|---------|----------|----------------------|
| 88315 | Ø 75 mm | 155 x 90 (Ø 115) mm |
| 88316 | Ø 100 mm | 155 x 90 (Ø 115) mm |
| 88317 | Ø 100 mm | 210 x 115 (Ø 160) mm |
| 88318 | Ø 125 mm | 210 x 115 (Ø 160) mm |
| 88319 | Ø 150 mm | 210 x 115 (Ø 160) mm |



Rubber nozzle with probe opening, damper and clamp fixing

| Part No | Inlet | Opening |
|---------|----------|----------------------|
| 88325 | Ø 75 mm | 155 x 90 (Ø 115) mm |
| 88326 | Ø 100 mm | 155 x 90 (Ø 115) mm |
| 88327 | Ø 100 mm | 210 x 115 (Ø 160) mm |
| 88328 | Ø 125 mm | 210 x 115 (Ø 160) mm |
| 88329 | Ø 150 mm | 210 x 115 (Ø 160) mm |



Rubber nozzle with probe opening, spring fixing

| Part No | Inlet | Opening |
|---------|----------|----------------------|
| 88520 | Ø 75 mm | 155 x 90 (Ø 115) mm |
| 88521 | Ø 100 mm | 155 x 90 (Ø 115) mm |
| 88522 | Ø 100 mm | 210 x 115 (Ø 160) mm |
| 88523 | Ø 125 mm | 210 x 115 (Ø 160) mm |
| 88524 | Ø 150 mm | 210 x 115 (Ø 160) mm |



Metal nozzle with rubber lid

| Part No | Inlet | Opening |
|---------|----------|----------|
| 88310 | Ø 75 mm | Ø 100 mm |
| 88311 | Ø 100 mm | Ø 100 mm |
| 88312 | Ø 125 mm | Ø 125 mm |
| 88313 | Ø 125 mm | Ø 150 mm |
| 88314 | Ø 150 mm | Ø 150 mm |



Stacker nozzle for vertical exhaust pipes

| Part No | Model | Opening | Connection |
|---------|---|-----------------------|----------------------|
| 88396 | Exhaust nozzle, vertikal 125mm | Ø 200 (8") mm (inch) | Ø 125 (5") mm (inch) |
| 88397 | Exhaust nozzle, vertikal 150mm | Ø 250 (10") mm (inch) | Ø 150 (6") mm (inch) |
| 88398 | Telescopic handle for stacker nozzles. | | |
| 88399 | Spring clip for stacker nozzles. | | |
| 88569 | Nozzle for exhaust, giraffe Ø 150 (6") 2,4m | Ø 250 (10") mm (inch) | Ø 150 (6") mm (inch) |



Exhaust nozzle for hidden exhaust pipes

| Part No | Model | Opening | Connection |
|---------|---|-------------|----------------------|
| 88555 | Exhaust nozzle hand pump Ø 150 (6") | Ø 90-160 mm | Ø 150 (6") mm (inch) |
| 88556 | Exhaust nozzle Ø 150 (6") Air regulated | Ø 90-160 mm | Ø 150 (6") mm (inch) |
| 88565 | Exhaust nozzle for hidden exhaust Ø100 with inner plier | 150x110 mm | Ø 100 (4") mm (inch) |
| 88566 | Exhaust nozzle for hidden/integrated exhaust pipes, good grip in curved pipes 150x350mm | 350x150 mm | Ø 100 (4") mm (inch) |
| 88567 | Connection kit for dual exhausts | 350x150 mm | Ø 100 (4") mm (inch) |
| 88601 | Adapter 4"-5", for 5" (125mm) exhaust hose | | Ø 100 (4") mm (inch) |
| 88602 | Adapter 4"-6", for 5" (150mm) exhaust hose | | Ø 100 (4") mm (inch) |
| 88603 | Wall mount holder, magnetic | | |
| 88604 | Wall mount holder, magnetic, for secondary exhaust adaptor incl. hose | | |



Exhaust funnel

For simple, fast and accurate exhaust fume readings. The adjustable exhaust funnel is placed behind the vehicle exhaust pipe in order to capture and remove exhaust fumes. The exhaust fume readings are entirely resistance free and cooling air reduces the temperature. To be used with Ø 150 mm hoses and nozzles.



| Part No | Opening |
|---------|------------|
| 88395 | 200x230 mm |

Exhaust funnel for heavy machinery

Exhaust funnel for heavy machinery, tractors and similar where the exhaust is very big and pointing upwards. Can also be used as an adapter for an existing exhaust nozzle. Exhaust pipe maximum diameter Ø400 mm, connection for exhaust hose or nozzle Ø145 mm.



| Part No | Opening | Connection |
|---------|----------|------------|
| 88568 | Ø 400 mm | Ø 145 mm |

Exhaust nozzle touchless for trucks

Adjustable nozzle on trolley for side and under carriage tailpipes, Standards EPA 07 (Euro 6). Connects to existing exhaust hose.

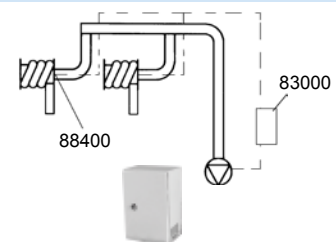
| Part No | Opening | Connection |
|---------|------------|----------------------|
| 88554 | 550x160 mm | Ø 150 (6") mm (inch) |



Starter

For automatic start and stop of the fan when one or two exhaust reels are installed. Used together with a micro switch (88400). Comes complete with built-in contactor and transformer. Can supply power to damper (84312). It must be fitted with relevant motor overload protector (not included).

| Part No | Voltage |
|---------|-------------------|
| 83000 | 3~ 230 / 400 V AC |



Motor overload protector

The rating of the protector depends on which fan is used. For installation in control boxes.

| Part No | Current |
|---------|-----------|
| 88421 | 0,9-1,3 A |
| 88422 | 1,4-2,0 A |
| 88423 | 2,3-3,2 A |
| 88424 | 4,5-6,3 A |
| 88425 | 7,2-10 A |



Frequency inverter

The DCV-Controller monitors the ventilation system by measuring the pressure and starts the fan only when needed.

| Part No | Model |
|---------|---|
| 84370 | DCV Controller PID regulator EMC-filter 380-460 V AC 1,1 kW |
| 84371 | DCV Controller PID regulator EMC-filter 2,2 kW 380-460 V AC |
| 84372 | DCV Controller PID regulator EMC-filter 4,0 kW 380-460 V AC |
| 84374 | DCV Controller PID regulator EMC-filter 7,5 kW 380-460 V AC |
| 83015 | Pressure sensor 0-2500 Pa |



Fan starter with push-button

To be used when no automatic start or control units are used. Mounted in a plastic-encased box.

| Part No | Model |
|---------|--|
| 84245 | Fan starter, IP55 with overload 1,0 - 1,6 A 230 - 690 VAC. |
| 84246 | Fan starter, IP55 with overload 1,6 - 2,5 A 230 - 690 VAC. |
| 84247 | Fan starter, IP55 with overload 2,5 - 4,0 A 230 - 690 VAC. |
| 84248 | Fan starter, IP55 with overload 4,0 - 6,3 A 230 - 690 VAC. |
| 84249 | Fan starter, IP55 with overload 6,3 - 10,0 A 230 - 690 VAC. |
| 84250 | Fan starter, IP55 with overload 10,0 - 16,0 A 230 - 690 VAC. |



Start/stop with indicator for exhaust fan

For controlling automatic dampers and/or fans for exhaust reels or extraction arms. Use together with starter (83000) and automatic damper (84312). The indicator light can be wired to indicate when the damper is open and fan is on. 2x NO contacts.

| Part No | Model | Voltage |
|---------|--|---------|
| 88408 | Start/Stop switch with lamp for fan | 24 V AC |
| 88409 | Start/Stop switch with lamp for fan, installed in pairs for control from different locations | 24 V AC |



Automatic damper

Fully automatic, motorized damper, Ø 160 mm. Should be supplemented with a switch assembly (88400).

| Part No | Voltage |
|---------|---------|
| 84312 | 24 V AC |



Transformer

Transformer, used for for LED lamp cartridge (84725), motorised damper, micro switch or frequency inverter.

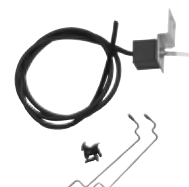
| Part No | Voltage |
|---------|---------|
| 88431 | 24 V AC |



Micro switch

Used for control of damper and fan in spring operated exhaust reels. This device can be used with starter (83000) or automatic damper (84315) and control unit (83020).


| Part No |
|---------|
| 88400 |



Control cable and marking (only swedish)

| Part No | Model |
|---------|---|
| 23393 | Control cable 4-core 0,5 mm ² used between sensors and monitoring systems. Halogen free. |
| 97719 | Pipe label only in Swedish |

23393



97719



Extraction arms

Ball-bearing jointed extraction arms for dust, welding fumes, soldering, fumes, oil mist, fumes from solvents etc. Delivered complete with wall mounting bracket and a Ø160 mm spigot for connection to a central duct work system. The detachable hood with manual damper and safety mesh can be angled 110° forwards, backwards and to the sides. A LED-lamp can be fitted in the hood.

| Part No | Length |
|---------|--------|
| 84700 | 1,5 m |
| 84701 | 2 m |
| 84702 | 3 m |
| 84703 | 4 m |

84700



Ceiling bracket for extraction arm

Used when mounting extraction arms in ceilings. For 84700-84703.

| Part No | Height |
|---------|--------|
| 84720 | 0,5 m |
| 84721 | 1 m |

84720



Bodywork extraction arm

Bodywork extraction arm for effective evacuation of welding fume, grinding dust and vapours when performing vehicle bodywork. Easy to manoeuvre with 360° movability and high positional stability. Ø 125 mm ventilation tube.

| Part No | Model | Length |
|---------|--|--------|
| 84711 | Bodywork extraction arm 5M Ø125mm with ceiling bracket | 5 m |

84711



Extraction arm with extension swing arm

Extraction arm with extension swing arm, wall bracket, hose and Ø 160 mm ventilation tube.

| Part No | Length |
|---------|--------|
| 84704 | 5 m |
| 84705 | 7 m |
| 84706 | 9 m |
| 84707 | 11 m |

84704



Lighting and switch

| Part No | Model |
|---------|--|
| 84725 | Complete LED-lighting 24V with on/off switch for a fan |
| 84726 | Complete LED-lighting 24V. |
| 84727 | On/Off switch for fan |
| 83023 | Relay box 24V AC, used for electric dampers and led lighting |

84725



Accessories for extraction arms

| Part No | Model |
|---------|--|
| 84730 | Glazier hood for extraction arm |
| 84731 | Extension hose 3,5M with magnetic bracket. |



Extraction arms 2, 3 and 4 m

Ball-bearing jointed extraction arms for dust, welding fumes, soldering fumes, oil mist, fumes from solvents etc. Delivered complete with wall mounting bracket on which the fan may be directly fitted. A Ø160 mm spigot for connection to a central duct work system is also provided. The detachable hood with manual damper and safety mesh can be angled 110° forwards, backwards and to the sides. A 24 V LED lamp cartridge (88430) can be fitted in the hood.

| Part No | Model |
|---------|--------------------------------|
| 84400 | Extraction arm 2 m grey |
| 84402 | Extraction arm 3 m grey |
| 84405 | Extraction arm 4m grey |
| 84615 | Manual damper with rubber seal |



Extension swing arm

Arm with wall bracket, hose and Ø 160 mm ventilation tube including connection to extraction arms. Extraction arm not included.

| Part No | Length |
|---------|--------|
| 84416 | 1,5 m |
| 84414 | 2,5 m |
| 84415 | 4,5 m |



Lighting and switch

To be fitted in the hood. Consists of 24 V LED lamp, switch assembly and 10 m cable.

| Part No | Model |
|---------|--|
| 88430 | Led lamp for extraction arm 24VAC with start / stop switch. |
| 88433 | Switch without lamp with 10M cable |
| 83023 | Relay box 24V AC, used for electric dampers and led lighting |



Mobile mechanical filter

1 phase 0,75 kW 220-240V 50Hz. Delivered with a 5 m cable. Filter up to >98% of the pollution.

| Part No | Model | Length |
|---------|---|--------|
| 84620 | Mobile mechanical filter with 2M extraction arm | 2 m |
| 84621 | Mobile mechanical filter with 3M extraction arm | 3 m |
| 84623 | Cartridge filter cassette HEPA 14 (spare part) | |
| 84624 | Carbon fiber cassette (spare part) | |



Air flow in exhaust hoses

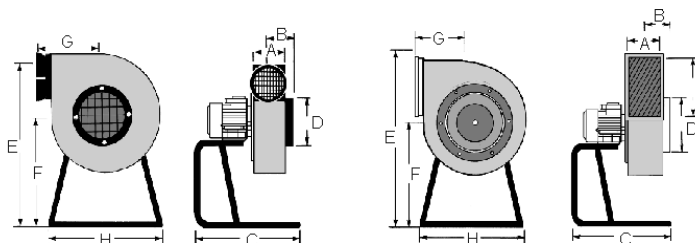
Ø 75 mm at air flow < 270 m³/h
 Ø 100 mm at air flow < 540 m³/h
 Ø 125 mm at air flow < 810 m³/h
 Ø 150 mm at air flow < 1080 m³/h

Recommended air flow

Cars = 360 m³/hTrucks = 1080 m³/h

Fans for exhaust and fumes

Delivered with tubular support (84323-84330). Models 84323-84325 can be mounted directly to exhaust hose reels with the aid of a mounting kit (88410), see below.



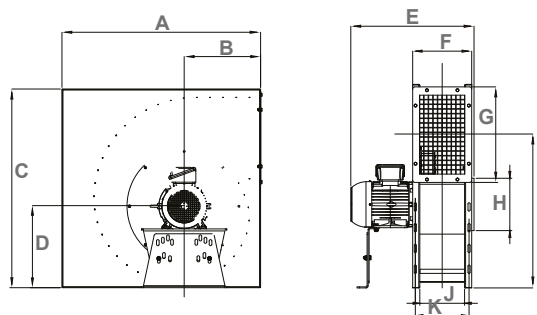
| A | B | C | D | E | F | G | H | I | Kg | |
|-------|-----|-----|-------|-----|-----|-----|-----|-----|------|-------|
| Ø 160 | 95 | 430 | Ø 160 | 650 | 415 | 245 | 445 | - | 16,4 | 84323 |
| Ø 160 | 95 | 430 | Ø 160 | 660 | 425 | 245 | 445 | - | 19,4 | 84325 |
| 142 | 110 | 450 | Ø 250 | 740 | 410 | 230 | 445 | 215 | 24,0 | 84330 |



| Part No | Capacity | Motor | Voltage | Number of active exhausts (cars) | Number of active exhausts (trucks) | Power consumption |
|---------|------------------------|---------|-------------|----------------------------------|------------------------------------|-------------------|
| 84323 | 1800 m ³ /h | 0,55 kW | 3~ 400 V AC | < 3 | 1 | 1,5 A |
| 84325 | 2160 m ³ /h | 0,75 kW | 3~ 400 V AC | < 4 | 1 | 2,0 A |
| 84465 | 2160 m ³ /h | 0,75 kW | 1~ 230 V AC | < 4 | 1 | 5,0 A |
| 84330 | 3000 m ³ /h | 1,1 kW | 3~ 400 V AC | < 5 | < 2 | 2,7 A |

Fans

A series of robust fans, generally designed for larger systems of exhaust hose reels, exhaust rails and extraction arms. Can also be used for general ventilation and similar tasks. Stand, fan housing are made in steel and fan wheels are made of aluminium. Suitable to be used with frequency converter.



| A | B | C | D | E | F | G | H | I | J | K | Kg | |
|------|-----|------|-----|-----|-----|-----|-------|-----|-----|-----|-----|-------|
| 640 | 285 | 640 | 267 | 446 | 230 | 312 | Ø 162 | 477 | 160 | 204 | 31 | 84360 |
| 783 | 339 | 783 | 310 | 532 | 270 | 380 | Ø 200 | 602 | 200 | 244 | 51 | 84361 |
| 980 | 377 | 980 | 402 | 606 | 290 | 460 | Ø 252 | 741 | 220 | 264 | 78 | 84362 |
| 1100 | 479 | 1100 | 447 | 673 | 320 | 508 | Ø 317 | 829 | 250 | 294 | 137 | 84364 |

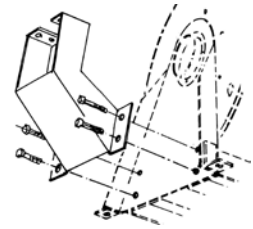


| Part No | Capacity | Motor | Voltage | Power consumption |
|---------|-------------------------|---------|-------------|-------------------|
| 84360 | 2500 m ³ /h | 0,75 kW | 3~ 400 V AC | 1,7 A |
| 84361 | 5500 m ³ /h | 2,2 kW | 3~ 400 V AC | 4,6 A |
| 84362 | 7500 m ³ /h | 4,0 kW | 3~ 400 V AC | 7,7 A |
| 84364 | 12000 m ³ /h | 7,5 kW | 3~ 400 V AC | 8,05 A |

Fan mounting kit

For mounting of fan directly on exhaust reels. Consists of bracket, rubber ring and fan socket.

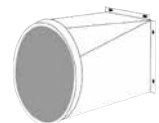
| Part No | Description |
|---------|--|
| 88410 | For mounting of fans 84323-84325 directly on exhaust reels. Consists of bracket, rubber ring and fan socket. |
| 88411 | For mounting of fans 84323-84325 directly on exhaust reels. Consists of bracket, rubber ring and fan socket. |



Fan accessories

| Part No | Model |
|---------|---|
| 88401 | Outlet Ø250mm for fan 84330 |
| 84380 | Outlet Ø250 mm for fan 84360 |
| 84381 | Outlet Ø315 mm for fan 84361 |
| 84382 | Outlet Ø400 mm for fan 84362 |
| 84383 | Outlet Ø500 mm for fan 84364 |
| 84384 | Soft connection Ø160 mm |
| 84385 | Soft connection Ø200 mm |
| 84386 | Soft connection Ø250 mm |
| 84387 | Soft connection Ø315 mm |
| 84388 | Soft connection Ø400 mm |
| 84389 | Soft connection Ø500 mm |
| 85390 | Anti-vibration damper for 84360 & 84361 |
| 85391 | Anti-vibration damper for 84362 & 84364 |

84380



84384



85390



13 High powered vacuum

| | |
|----------------------------------|-----|
| Suction units | 190 |
| Long reach support arms..... | 192 |
| Vacuum hose reel..... | 193 |
| Tube kits | 193 |
| Tube parts and accessories | 194 |

Suction unit for demanding dust extraction and industrial cleaning

Ce 450 is a series of units of high quality and excellent filter technology. The unit is suitably used for:

- Comfort cleaning
- Cleaning in industry & construction
- Extraction of dust, smoke, dust
- Welding extraction
- Chip extraction: wood, metal, plastic, etc.

Complete units with fully connected internal electricity. Dust separation takes place in two stages: coarse separation in a cyclone and fine separation in a pleated conical cartridge filter. Effective automatic filter cleaner guarantees good suction capacity even with high dust loads. The control cabinet has a starter and built-in functions for start/stop and filter cleaner as well as terminal connection for external start. The unit is equipped with a silenced vacuum valve to guarantee air cooling to the vacuum generator. Cyclone and stand are made of powder-coated sheet steel. Colour: Beige RAL 7044. Easy installation: connect pipe system, electricity and, where applicable, compressed air. Filter material pressed polyester, filter class USGC (99.9% separation rate). Filter cleaning type compressed air, erf. compressed air 6 l/s 5 bar.



Output 5,5 kW

Suction unit for general cleaning, industrial and construction cleaning or welding extraction. To be used in conjunction with vacuum pipe system and vacuum hose reels, or wall mounted suction arms for dust extraction in body shops.

Recommended simultaneous use

Detailing bay: 2 users

Collision repair: 4 users

Technical data

| | |
|--------------------|---|
| Capacity | 550 (50Hz) / 770 (70Hz) m ³ /h |
| Dimension | 1470x600x1100 mm |
| Motor | 5,5 kW |
| Voltage | 3x 380/50Hz V AC |
| Noise level | 74 dB |
| Filtration | 7,5 m ² |
| Connection | Ø 76 mm |

| Part No | Model | Current |
|---------|---|---------|
| 85050 | Suction unit Ce 5/450 | 25 A |
| 85051 | Suction unit Ce 5F-450 with frequency converter. | 20 A |
| 85137 | Filter cartridge 7.5m ² (should be changed once a year) for 85050-51, 85070-71 | |

Output 7,5 kW

Suction unit for general cleaning, industrial and construction cleaning or welding extraction. To be used in conjunction with vacuum pipe system and vacuum hose reels, or wall mounted suction arms for dust extraction in body shops.

Recommended simultaneous use

Detailing bay: 2-3 users

Collision repair: 4-5 users

Technical data

| | |
|--------------------|--------------------|
| Dimension | 1700x600x1150 mm |
| Motor | 7,5 kW |
| Voltage | 3x 380/50Hz V AC |
| Noise level | 74 dB |
| Filtration | 7,5 m ² |
| Connection | Ø 100 mm |

| Part No | Model | Current |
|---------|---|---------|
| 85070 | Suction unit Ce 7F-450 | 32 A |
| 85071 | Suction unit Ce 7F-450 with frequency converter. | 25 A |
| 85137 | Filter cartridge 7.5m2 (should be changed once a year) for 85050-51, 85070-71 | |

Output 13 kW

Suction unit for general cleaning, industrial and construction cleaning or welding extraction. To be used in conjunction with vacuum pipe system and vacuum hose reels, or wall mounted suction arms for dust extraction in body shops.

Recommended simultaneous use

Detailing bay: 4-5 users

Collision repair: 6-7 users

Technical data

| | |
|--------------------|---|
| Capacity | 1140 (50Hz) / 1596 (70Hz) m ³ /h |
| Dimension | 1930x600x1200 mm |
| Motor | 13 kW |
| Voltage | 3x 380/50Hz V AC |
| Noise level | 76 dB |
| Connection | Ø 100 mm |

| Part No | Model | Current |
|---------|---|---------|
| 85130 | Suction unit Ce 13-450-10 | 50 A |
| 85131 | Suction unit Ce 13F-450 with frequency converter. | 35 A |
| 85138 | Filter cartridge 10m2 (should be changed once a year) for 85130 85131 | |

Output 18 kW

Suction unit for general cleaning, industrial and construction cleaning or welding extraction. To be used in conjunction with vacuum pipe system and vacuum hose reels, or wall mounted suction arms for dust extraction in body shops.

Recommended simultaneous use

Detailing bay: 6-7 users

Collision repair: 8-9 users

Technical data

| | |
|--------------------|------------------------|
| Capacity | 1650 m ³ /h |
| Dimension | 1930x800x1400 mm |
| Motor | 18,5 kW |
| Voltage | 3x 380/50Hz V AC |
| Noise level | 72 dB |
| Filtration | 25 m ² |
| Connection | Ø 100 mm |

| Part No | Model | Current |
|---------|---|---------|
| 85133 | Suction unit Ce 18F-620 with frequency converter. | 50 A |
| 85139 | Filter cartridge 25m2 (should be changed once a year) for 85133 | |

Dust bags

| Part No | Model |
|---------|---------------------------------------|
| 85135 | Vacuum cleaner bags 600x850 mm 10 pcs |

Long reach support arms

Two-jointed arm with hose for dust (Ø50mm), electric cable 230V, and compressed air hose built into the arm.

| Part No | Model |
|---------|--|
| 85106 | Articulated Arm 6M For Wall Mounting |
| 85107 | Grinding arm 7 meters for wall mounting swingable 180° |



Articulated arm accessories

| Part No | Model |
|---------|--|
| 85110 | Wall bracket for articulated arm |
| 85111 | Adjustable blocking device for swing arm |

85110



85111



Junction boxes

| Part No | Model |
|---------|---|
| 85112 | Compressed air unit for swing arm, Connection box (included in 85114) |
| 85113 | Connection box grinding arm 2 suction socket manual opening, 2 electrical sockets 230V |
| 85114 | Connection box grinding arm 2 suction sockets automatic opening, 2 electrical sockets 230V |
| 85118 | Connection box grinding arm 2 suction sockets automatic opening, 1pcs electrical sockets 230V, 1pcs electrical sockets 400V |
| 85115 | Connection box for wall. One suction outlet manual opening, only for suction, no compressed air |
| 85117 | Connection box grinding arm 2 suction socket manual opening, 1pcs electrical sockets 230V, 1pcs electrical sockets 400V |
| 85119 | Connection box for arm 85106 and 85107. For electricity, compressed air and vacuum |



85114



85115

Vacuum hose reel

The hose reel is a robust and maintenance-free product. It is equipped with a 10 meter anti-static hose which can be easily pulled out and automatically rolled in by the spring rolling mechanism. The roller mechanism is set to withstand 8 meters of hose and 2 meters of free hanging. Hose length 8m Ø50mm, 2m Ø38mm. Bracket 100x190 mm C-C. Pressure switch and T-piece are required for mounting.


85030



| Part No | Model |
|---------|---|
| 85030 | Vacuum hose reel 8M Ø50mm + 2M Ø38mm + damper |
| 85036 | Pressure switch complete for 85030 |
| 85037 | T-tube 1/8 "-1/8" for 85030 |

Accessories

| Part No | Model |
|---------|---|
| 85017 | Brush for vacuum cleaner Ø38mm W = 80mm, L = 120mm |
| 85023 | Hose sleeve Ø38 antistat for 85017 |
| 85018 | Slit nozzle plastic Ø38mm L = 250mm |
| 85019 | Splice sleeve 38-38mm for 85010 |
| 85022 | Floor nozzle with wheels Ø38mm B = 360mm |
| 85021 | Suction pipe vacuum cleaner in steel Ø38mm L = 1300mm |
| 85020 | Cleaning kit vacuum cleaner, consists of 85017, 85018, 85021, 85022 |



Tube kits 6 m

Complete kit containing 6 meters of pipe as well as hardware for jointing and mounting in ceiling with clamp and threaded rod.

| Part No | Model |
|---------|--------------------|
| 99301 | Pipe kit Ø102mm 6M |
| 99302 | Pipe kit Ø76mm 6M |
| 99303 | Pipe kit Ø63mm 6M |
| 99304 | Pipe kit Ø50mm 6M |



Y-adapter kits

Complete set with Y-pipes and suitable pipe connections (3 pcs) in each dimension.

| Part No | Model |
|---------|-----------------------------------|
| 99305 | Y Pipe Ø102mm With Pipe Couplings |
| 99306 | Y Pipe Ø76mm With Pipe Couplings |
| 99307 | Y Pipe Ø63mm With Pipe Couplings |
| 99308 | Y Pipe Ø50mm With Pipe Couplings |



Reducer adapter kits

Complete cone for reducing pipe stem. Pipe coupling in both dimensions is included (2).

| Part No | Model |
|---------|--|
| 99309 | Reduction Complete Ø102-76mm With Pipe Couplings |
| 99310 | Reduction Complete Ø102-63mm With Pipe Couplings |
| 99311 | Reduction Complete Ø76-63mm With Pipe Couplings |
| 99312 | Reduction Complete Ø76-50mm With Pipe Couplings |
| 99313 | Reduction Complete Ø63-50mm With Pipe Couplings |



Branch adapter kits

Manufactured in electro-galvanized fully welded design.

Angle 45°.

Material thickness 2 mm

| Part No | Model |
|---------|---|
| 99323 | Branch Pipe Complete Ø50-50mm With Pipe Couplings |
| 99322 | Branch Pipe Complete Ø63-50mm With Pipe Couplings |
| 99321 | Branch Pipe Complete Ø63-63mm With Pipe Couplings |
| 99320 | Branch Pipe Complete Ø76-50mm With Pipe Couplings |
| 99319 | Branch Pipe Complete Ø76-63mm With Pipe Couplings |
| 99318 | Branch Pipe Complete Ø76-76mm With Pipe Couplings |
| 99317 | Branch Pipe Complete Ø102-50mm With Pipe Couplings |
| 99316 | Branch Pipe Complete Ø102-63mm With Pipe Couplings |
| 99315 | Branch Pipe Complete Ø102-76mm With Pipe Couplings |
| 99314 | Branch Pipe Complete Ø102-102mm With Pipe Couplings |



Bend kits 45°

Complete kit with pipe bend and suitable pipe connection (1 piece) in each dimension.

| Part No | Model |
|---------|--|
| 99327 | Steel bend 45° Ø50mm With Pipe fittings |
| 99326 | Steel bend 45° Ø63mm With Pipe Couplings |
| 99325 | Steel bend 45° Ø76mm With Pipe fittings |
| 99324 | Steel bend 45° Ø102mm With Pipe fittings |



Bend kits 90°

Complete kit with pipe bend and suitable pipe connection (1 piece) in each dimension.

| Part No | Model |
|---------|--|
| 99331 | Steel bend 90° Ø50mm with Pipe fittings |
| 99330 | Steel bend 90° Ø63mm With Pipe fittings |
| 99329 | Steel bend 90° Ø76mm With Pipe fittings |
| 99328 | Steel bend 90° Ø102mm With Pipe fittings |



Hose clamp, heavy duty

For connecting hose reels to system or outlet.

| Part No | Model |
|---------|------------------|
| RUCO050 | Hose clamp Ø50mm |
| RUCO063 | Hose clamp Ø63mm |
| RUCO076 | Hose clamp Ø76mm |



Branch adapters

Manufactured in welded electro-galvanized design, AISI 304.

Angle 45°

Material thickness 2 mm.

| Part No | Model |
|--------------|---------------------------------|
| STTP05005005 | Pant tube Ø50-Ø50-Ø50 mm 45° |
| STTP06306306 | Pant tube Ø63-Ø63-Ø63 mm 45° |
| STTP07607607 | Pant tube Ø76-Ø76-Ø76 mm 45° |
| STTP10210210 | Pant tube Ø102-Ø102-Ø102 mm 45° |



Steel tubes

Made in welded sendzimir galvanized sheet.
 Length 6000 mm = +/-5 mm

| Part No | Model |
|-----------|------------------------|
| STPI05060 | Steel pipe Ø50mm L=6M |
| STPI06360 | Steel pipe Ø63mm L=6M |
| STPI07660 | Steel pipe Ø76mm L=6M |
| STPI10260 | Steel pipe Ø102mm L=6M |



Reducers

Kona STCO is manufactured in fully welded galvanized design. Electro-galvanized.

| Part No | Model |
|------------|------------------|
| STCO063050 | Cone Ø63-Ø50 mm |
| STCO076050 | Cone Ø76-Ø50 mm |
| STCO076063 | Cone Ø76-Ø63 mm |
| STCO102063 | Cone Ø102-Ø63 mm |
| STCO102076 | Cone Ø102-Ø76 mm |



Y adapters

Manufactured in electro-galvanized fully welded design.
 Angle 45°.
 Material thickness 2 mm

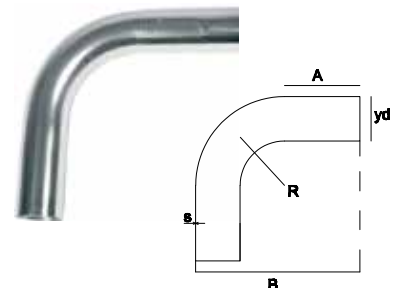
| Part No | Model |
|------------|-----------------------------|
| STBP050050 | Branch pipe Ø50-Ø50mm 45° |
| STBP063050 | Branch pipe Ø63-Ø50mm 45° |
| STBP063063 | Branch pipe Ø63-Ø63mm 45° |
| STBP076050 | Branch pipe Ø76-Ø50mm 45° |
| STBP076063 | Branch pipe Ø76-Ø63mm 45° |
| STBP076076 | Branch pipe Ø76-Ø76mm 45° |
| STBP102050 | Branch pipe Ø102-Ø50mm 45° |
| STBP102063 | Branch pipe Ø102-Ø63mm 45° |
| STBP102076 | Branch pipe Ø102-Ø76mm 45° |
| STBP102102 | Branch pipe Ø102-Ø102mm 45° |



Bends

STBE steel bend in galvanized design, with straight edges and extended sockets. All bends are connected in the pipe system with PICO connectors.

| Part No | Model |
|-----------|-----------------------------|
| STBE06390 | Steel pipe bend Ø63 mm 90° |
| STBE05090 | Steel pipe bend Ø50mm 90° |
| STBE07690 | Steel pipe bend Ø76 mm 90° |
| STBE10245 | Steel pipe bend Ø102 mm 45° |
| STBE06345 | Steel pipe bend Ø63mm 45° |
| STBE07645 | Steel pipe bend Ø76 mm 45° |
| STBE10290 | Steel pipe bend Ø102 mm 90° |
| STBE05045 | Steel pipe bend Ø50mm 45° |



Pipe joints

For pipes with straight edges. The contact has conductive EDPM rubber. Resistance at 1000 V is about 300 ohm/cm. The connection is tightened with two bolts M8 x 40 mm. Connection width 65 mm. Made of 1 mm galvanized sheet steel. The plates are made of 3 mm galvanized steel and rivets.



| Part No | Model |
|----------|---------------------|
| PICO050A | Tube fitting Ø50 mm |
| PICO063A | Tube fitting Ø63 mm |
| PICO076A | Tube fitting Ø76 mm |
| PICO102A | Tube fitting Ø102mm |

Polyurethane hose, anti static

Polyurethane hose PUHC with hard PVC spiral and copper wire to dissipate static electricity. Temperatures -25°C to +85°C.



| Part No | Model |
|---------|---|
| PUHC050 | Polyurethane hose Ø50mm PVC spiral & copper |
| PUHC063 | Polyurethane Hose Ø63mm PVC spiral & copper |
| PUHC076 | Polyurethane hose Ø76mm PVC spiral & copper |

Tube holders

| Part No | Model |
|---------|------------------------------|
| 3804205 | Tube Clamp rubber 50-56 mm |
| 3804206 | Tube Clamp rubber 63-68 mm |
| 3804207 | Tube Clamp rubber 74-80 mm |
| 3804208 | Tube Clamp rubber 101-106 mm |



14 Installation equipment

| | |
|--|-----|
| Installation components, oil | 198 |
| Installation components, grease..... | 199 |
| Installation components, water based fluids..... | 200 |
| Installation components..... | 202 |
| Tanks and accessories | 208 |

Pipe diameters for different pipe lengths (EN10305-4)

| Part No | Dimension | Tube length |
|----------|-----------|-------------|
| 90101120 | 22x1,5 mm | 0-50 m |
| 90101162 | 28x2 mm | 0-150 m |
| 90101192 | 35x3 mm | 0-300 m |

E-Coated steel tubes for oil

| Part No | Dimension | Length |
|----------|-----------|--------|
| 90101120 | 22x1,5 mm | 6 m |
| 90101162 | 28x2 mm | 6 m |
| 90101192 | 35x3 mm | 6 m |



Support rail and pipe clamps

| Part No | Model |
|----------|-------------------------------|
| 70501423 | Mounting rail 14X28mm 2 m |
| 70101249 | Pipe clamp complete PP Ø22 mm |
| 70101273 | Pipe clamp complete PP Ø28 mm |
| 70101297 | Pipe clamp complete PP Ø35 mm |

70501423



70101273



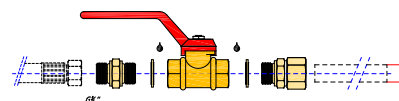
Installation components

| Part No | Model | Dimension | Thread |
|----------|--|--------------|----------------|
| 10103724 | Coupling straight Ø22 mm 3/4" (M) BSP | Ø22 mm | 3/4" (M) BSP |
| 10103295 | Coupling straight Ø28 mm 1" (M) BSP | Ø28 mm | 1" (M) BSP |
| 10103325 | Coupling straight Ø35 mm 1 1/4" (M) BSP | Ø35 mm | 1 1/4" (M) BSP |
| 10106490 | Coupling 90° Ø22-22 mm | Ø22-22 mm | |
| 10106496 | Coupling 90° Ø28-28 mm | Ø28-28 mm | |
| 10106502 | Coupling 90° Ø35-35 mm | Ø35-35 mm | |
| 10103070 | Coupling straight Ø22 mm | Ø22 mm | |
| 10103079 | Coupling straight Ø28 mm | Ø28 mm | |
| 10103088 | Coupling straight Ø35 mm | Ø35 mm | |
| 10106367 | Tee connector Ø22-22-22 mm | Ø22-22-22 mm | |
| 10106373 | Tee connector Ø28-28-28 mm | Ø28-28-28 mm | |
| 10106379 | Tee connector Ø35-35-35 mm | Ø35-35-35 mm | |
| 10101564 | Pipe reducer Ø35-Ø22 mm 25 (250) MPa (bar) | Ø35-Ø22 mm | |



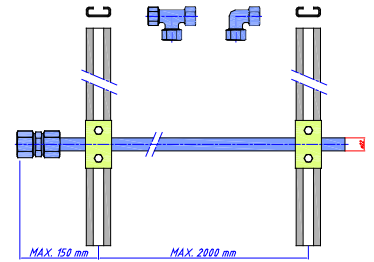
Oil pump connection kit

| Part No | Model |
|---------|-------------------------------------|
| 99400 | Pump installation kit to pipe 22 mm |
| 99401 | Pump installation kit to pipe 28 mm |
| 99402 | Pump installation kit to pipe 35 mm |



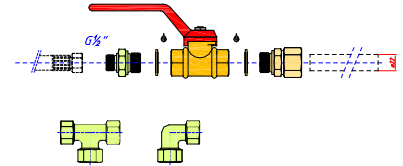
Oil tube kit

| Part No | Model |
|---------|--|
| 99403 | Pipe kit 6m 22 mm galvanized steel pipe clamps, bracket rails and fittings 6 m |
| 99404 | Pipe kit 6m 28 mm galvanized steel pipe clamps, bracket rails and fittings 6 m |
| 99405 | Pipe kit 6m 35 mm galvanized steel pipe clamps, bracket rails and fittings 6 m |



Connection kit, hose reel for oil

| Part No | Model |
|---------|--|
| 99406 | Hose reel connection G1/2" to 22 mm pipe incl ball valve |
| 99407 | Hose reel connection G1/2" to 28 mm pipe incl ball valve |



Pipe diameters for different pipe lengths (EN10305-4)

| Part No | Dimension | Tube length |
|---------|-----------|-------------|
| 73202 | Ø20x3 mm | 0-20 m |
| 73252 | Ø25x3 mm | 0-35 m |
| 73383 | Ø38x4 mm | 0-60 m |

E-Coated steel tubes for grease

| Part No | Dimension | Length |
|---------|-----------|--------|
| 73202 | Ø20x3 mm | 6 m |
| 73252 | Ø25x3 mm | 6 m |
| 73383 | Ø38x4 mm | 6 m |



Installation components

| Part No | Model |
|----------|-------------------------------|
| 70501423 | Mounting rail 14X28mm 2 m |
| 70101237 | Pipe clamp complete PP Ø20 mm |
| 70101261 | Pipe clamp complete PP Ø25 mm |
| 70101303 | Pipe clamp complete PP Ø38 mm |

70501423



70101261



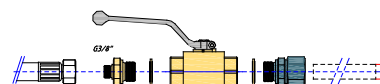
Tube fittings for grease

| Part No | Model | Dimension | Thread |
|----------|---|--------------|----------------|
| 10103250 | Coupling straight Ø20 mm 3/4" (M) BSP | Ø20 mm | 3/4" (M) BSP |
| 10103280 | Coupling straight Ø25 mm 1" (M) BSP | Ø25 mm | 1" (M) BSP |
| 10103337 | Coupling straight Ø38 mm 1 1/4" (M) BSP | Ø38 mm | 1 1/4" (M) BSP |
| 10106484 | Coupling 90° Ø20-20 mm | Ø20-20 mm | |
| 10106493 | Coupling 90° Ø25-25 mm | Ø25-25 mm | |
| 10106505 | Coupling 90° Ø38-38 mm | Ø38-38 mm | |
| 10103064 | Coupling straight Ø20 mm | Ø20 mm | |
| 10103073 | Coupling straight Ø25 mm | Ø25 mm | |
| 10103091 | Coupling straight Ø38 mm | Ø38 mm | |
| 10106364 | Tee connector Ø20-20-20 mm | Ø20-20-20 mm | |
| 10106370 | Tee connector Ø25-25-25 mm | Ø25-25-25 mm | |
| 10106382 | Tee connector Ø38-38-38 mm | Ø38-38-38 mm | |



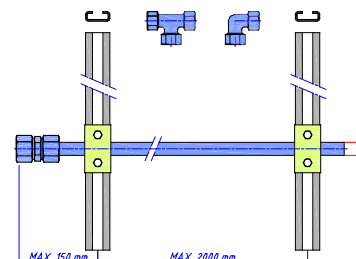
Connection kit grease pump

| Part No | Model |
|---------|---|
| 99417 | Connection pump to 20 mm grease pipe including ball valve |
| 99418 | Connection pump to 25 mm grease pipe including ball valve |
| 99419 | Connection pump to 38 mm grease pipe including ball valve |



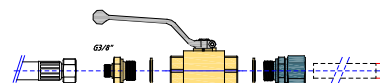
Tube kit for grease

| Part No | Model |
|---------|--|
| 99420 | Pipe kit 6m 20 mm galvanized steel pipe clamp, bracket and joint connection for grease |
| 99421 | Pipe kit 6m 25 mm galvanized steel pipe clamp, bracket and joint connection for grease |
| 99422 | Pipe kit 6m 38 mm galvanized steel pipe clamp, bracket and joint connection for grease |



Hose reel connection connection kit for grease

| Part No | Model |
|---------|--|
| 99423 | Connection hose reel G3/8" to 20 mm grease pipe including ball valve |
| 99424 | Connection hose reel G3/8" to 25 mm grease pipe including ball valve |
| 99425 | Connection hose reel G3/8" to 38 mm grease pipe including ball valve |



Pipe diameters for different pipe lengths

| Part No | Dimension | Tube length |
|----------|-------------|-------------|
| 90201015 | Ø15x 1,5 mm | 0-50 m |
| 90201030 | Ø 22x1,5 mm | 0-300 m |

Stainless steel tubes for water, glycol etc

| Part No | Dimension | Length |
|----------|-------------|--------|
| 90201015 | Ø15x 1,5 mm | 6 m |
| 90201030 | Ø 22x1,5 mm | 6 m |



Installation components

| Part No | Model |
|----------|-------------------------------|
| 70501423 | Mounting rail 14X28mm 2 m |
| 70101207 | Pipe clamp complete Ø15 mm |
| 70101249 | Pipe clamp complete PP Ø22 mm |

70501423



70101249



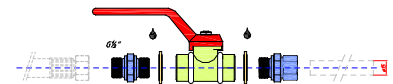
Tube fittings for other fluids

| Part No | Model | Maximum working pressure | Connection |
|----------|--|--------------------------|----------------------|
| 10201441 | Coupling straight AISI316 Ø15-1/2" ØMM-(M) BSP | 25 (250) MPa (bar) | Ø15-1/2" ØMM-(M) BSP |
| 10201459 | Coupling straight AISI316 22-3/4" ØMM-(M) BSP | 25 (250) MPa (bar) | 22-3/4" ØMM-(M) BSP |
| 10202365 | Coupling 90° AISI316 Ø15-15 mm | 25 (250) MPa (bar) | |
| 10202377 | Coupling 90° AISI316 Ø22-22 mm | 25 (250) MPa (bar) | |
| 10201363 | Union connector AISI316 Ø15-15 mm | 25 (250) MPa (bar) | |
| 10201375 | Union connector AISI316 Ø22-22 mm | 25 (250) MPa (bar) | |
| 10202275 | Coupling T AISI316 Ø15-15-15 mm | 25 (250) MPa (bar) | |
| 10202296 | Coupling T AISI316 Ø22-22-22 mm | 25 (250) MPa (bar) | |



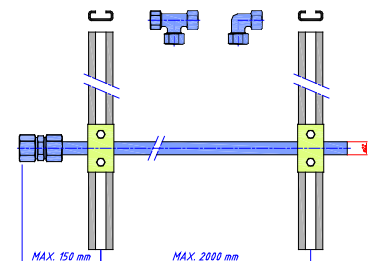
Connection kit pump for other fluids

| Part No | Model |
|---------|--|
| 99408 | Pump installation kit to pipe 15 mm, stainless steel |
| 99409 | Pump installation kit to pipe 22 mm, stainless steel |



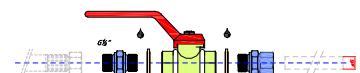
Pipe kit for other fluids

| Part No | Model |
|---------|--|
| 99410 | Pipe kit 6m 15 mm stainless steel pipe clamps, bracket rails and fittings |
| 99411 | Pipe kit 6m 22 mm stainless steel pipe clamps, bracket rails and fittings. |



Connection kit hose reel for other fluids

| Part No | Model |
|---------|---|
| 99412 | Hose reel connection G1/2" to 15 mm stainless steel pipe incl. ball valve |
| 99413 | Hose reel connection 1/2" to 22 mm stainless steel pipe incl. ball valve |



Rubber/steel washer



| Part No | Thread |
|----------|----------------|
| 10103532 | 1/8" (M) BSP |
| 10103529 | 1/4" (M) BSP |
| 10103547 | 3/8" (M) BSP |
| 10103526 | 1/2" (M) BSP |
| 10103544 | 3/4" (M) BSP |
| 10103517 | 1" (M) BSP |
| 10103523 | 1 1/4" (M) BSP |
| 10103520 | 1 1/2" (M) BSP |
| 10103538 | 2" (M) BSP |

Adapters, steel



| Part No | Thread | Maximum working pressure |
|----------|-----------------------------|--------------------------|
| 25101978 | 1/8" - 1/8" (M)-(M) BSP | 64 (640) MPa (bar) |
| 25102023 | 1/4" - 1/8" (M)-(M) BSP | 64 (640) MPa (bar) |
| 25101981 | 1/4" - 1/4" (M)-(M) BSP | 64 (640) MPa (bar) |
| 25102032 | 3/8" - 1/4" (M)-(M) BSP | 64 (640) MPa (bar) |
| 25101987 | 3/8" - 3/8" (M)-(M) BSP | 64 (640) MPa (bar) |
| 25102035 | 1/2" - 1/4" (M)-(M) BSP | 64 (640) MPa (bar) |
| 25102041 | 1/2" - 3/8" (M)-(M) BSP | 64 (640) MPa (bar) |
| 25101999 | 1/2" - 1/2" (M)-(M) BSP | 64 (640) MPa (bar) |
| 25102038 | 1/4" - 3/4" (M)-(M) BSP | 64 (640) MPa (bar) |
| 25102047 | 3/4" - 3/8" (M)-(M) BSP | 64 (640) MPa (bar) |
| 25102053 | 1/2" - 3/4" (M)-(M) BSP | 64 (640) MPa (bar) |
| 25102008 | 3/4" - 3/4" (M)-(M) BSP | 64 (640) MPa (bar) |
| 25102056 | 1/2" - 1" (M)-(M) BSP | 40 (400) MPa (bar) |
| 25102065 | 1" - 3/4" (M)-(M) BSP | 40 (400) MPa (bar) |
| 25102011 | 1" - 1" (M)-(M) BSP | 40 (400) MPa (bar) |
| 25102068 | 1 1/4" - 3/4" (M)-(M) BSP | 40 (400) MPa (bar) |
| 25102071 | 1 1/4" - 1" (M)-(M) BSP | 40 (400) MPa (bar) |
| 25102077 | 1 1/4" - 1 1/2" (M)-(M) BSP | 40 (400) MPa (bar) |
| 25102074 | 1" - 1 1/2" (M)-(M) BSP | 40 (400) MPa (bar) |
| 25102083 | 2" - 1 1/2" (M)-(M) BSP | 40 (400) MPa (bar) |
| 25102020 | 2" - 2" (M)-(M) BSP | 40 (400) MPa (bar) |

Bulkhead fitting, steel



| Part No | Thread | Maximum working pressure |
|----------|------------------|--------------------------|
| 25101768 | 1/4" (M)-(M) BSP | 64 (640) MPa (bar) |
| 25101771 | 3/8" (M)-(M) BSP | 64 (640) MPa (bar) |
| 25101774 | 1/2" (M)-(M) BSP | 64 (640) MPa (bar) |
| 25101780 | 3/4" (M)-(M) BSP | 64 (640) MPa (bar) |
| 25101783 | 1" (M)-(M) BSP | 64 (640) MPa (bar) |

Bushings, steel

| Part No | Thread | Maximum working pressure |
|----------|---------------------------|--------------------------|
| 25101819 | 1/8" - 1/4" (F)-(M) BSP | 40 (400) MPa (bar) |
| 25101822 | 1/4" - 1/4" (F)-(M) BSP | 40 (400) MPa (bar) |
| 10105959 | 3/8" - 1/2" (F)-(M) BSP | 40 (400) MPa (bar) |
| 10105998 | 1/4" - 3/4" (F)-(M) BSP | 40 (400) MPa (bar) |
| 10106001 | 3/8" - 3/4" (F)-(M) BSP | 40 (400) MPa (bar) |
| 25101864 | 1/2" - 3/4" (F)-(M) BSP | 40 (400) MPa (bar) |
| 25101840 | 1/2" - 3/8" (F)-(M) BSP | 40 (400) MPa (bar) |
| 25101870 | 3/4" - 3/4" (F)-(M) BSP | 40 (400) MPa (bar) |
| 10105962 | 3/4" - 1" (F)-(M) BSP | 40 (400) MPa (bar) |
| 25101871 | 1" - 3/4" (F)-(M) BSP | 40 (400) MPa (bar) |
| 70091220 | 1 1/4" - 3/4" (F)-(M) BSP | 40 (400) MPa (bar) |
| 10105941 | 3/4" - 1 1/4" (F)-(M) BSP | 40 (400) MPa (bar) |



Adapter, steel

| Part No | Thread | Maximum working pressure |
|----------|-------------------------|--------------------------|
| 25101936 | 3/8" - 1/2" (F)-(F) BSP | 40 (400) MPa (bar) |
| 25101942 | 1/2" - 1/2" (F)-(F) BSP | 40 (400) MPa (bar) |
| 25101948 | 3/4" - 1/2" (F)-(F) BSP | 40 (400) MPa (bar) |
| 25101963 | 3/4" - 1" (F)-(F) BSP | 40 (400) MPa (bar) |



Reduction, steel

| Part No | Dimension | Maximum working pressure | Material |
|----------|------------|--------------------------|-----------------|
| 10201474 | Ø22-Ø15 mm | 25 (250) MPa (bar) | Stainless steel |
| 10101474 | Ø22-Ø15 mm | 25 (250) MPa (bar) | Steel |
| 10101519 | Ø28-Ø22 mm | 25 (250) MPa (bar) | Steel |
| 10101567 | Ø35-Ø28 mm | 25 (250) MPa (bar) | Steel |
| 10101564 | Ø35-Ø22 mm | 25 (250) MPa (bar) | Steel |
| 10101498 | Ø25-Ø20 mm | 40 (400) MPa (bar) | Steel |
| 10101591 | Ø38-Ø25 mm | 40 (400) MPa (bar) | Steel |



Adapters with a swivelling nut, steel

| Part No | Thread | Maximum working pressure |
|----------|-------------------------|--------------------------|
| 25102341 | 1/4" - 1/4" (F)-(M) BSP | 64 (640) MPa (bar) |
| 25102344 | 3/8" - 1/4" (F)-(M) BSP | 64 (640) MPa (bar) |
| 25102345 | 1/2" - 1/4" (F)-(M) BSP | 64 (640) MPa (bar) |
| 25102350 | 3/8" - 3/8" (F)-(M) BSP | 64 (640) MPa (bar) |
| 25102347 | 1/4" - 3/8" (F)-(M) BSP | 64 (640) MPa (bar) |
| 25102353 | 1/2" - 3/8" (F)-(M) BSP | 64 (640) MPa (bar) |
| 25102359 | 1/2" - 1/2" (F)-(M) BSP | 64 (640) MPa (bar) |
| 25102356 | 3/8" - 1/2" (F)-(M) BSP | 64 (640) MPa (bar) |
| 25102365 | 3/4" - 1/2" (F)-(M) BSP | 64 (640) MPa (bar) |
| 25102383 | 3/4" - 3/4" (F)-(M) BSP | 64 (640) MPa (bar) |
| 25102377 | 1/2" - 3/4" (F)-(M) BSP | 64 (640) MPa (bar) |
| 25102386 | 1" - 3/4" (F)-(M) BSP | 64 (640) MPa (bar) |
| 25102392 | 1" - 1" (F)-(M) BSP | 64 (640) MPa (bar) |
| 25102389 | 3/4" - 1" (F)-(M) BSP | 64 (640) MPa (bar) |



Adapter 90° with a swivelling nut, steel

| Part No | Thread | Maximum working pressure |
|----------|------------------|--------------------------|
| 25102428 | 1/4" (F)-(M) BSP | 64 (640) MPa (bar) |
| 25102431 | 3/8" (F)-(M) BSP | 64 (640) MPa (bar) |
| 25102434 | 1/2" (F)-(M) BSP | 64 (640) MPa (bar) |
| 25102440 | 3/4" (F)-(M) BSP | 64 (640) MPa (bar) |
| 25102446 | 1" (F)-(M) BSP | 64 (640) MPa (bar) |
| 25102450 | 2" (F)-(M) BSP | 25 (250) MPa (bar) |



Adapters with two swivelling nuts, steel

| Part No | Thread | Maximum working pressure |
|----------|-------------------------|--------------------------|
| 25101897 | 3/8" - 3/8" (F)-(F) BSP | 64 (640) MPa (bar) |
| 25101903 | 1/2" - 1/2" (F)-(F) BSP | 64 (640) MPa (bar) |
| 25101909 | 3/4" - 3/4" (F)-(F) BSP | 64 (640) MPa (bar) |



Adapter 90° with two swivelling Nuts, steel

| Part No | Thread | Maximum working pressure |
|----------|------------------|--------------------------|
| 25101126 | 1/4" (F)-(F) BSP | 64 (640) MPa (bar) |
| 25101132 | 1/2" (F)-(F) BSP | 64 (640) MPa (bar) |
| 25101117 | 3/4" (F)-(F) BSP | 64 (640) MPa (bar) |



T-adapters, steel

| Part No | Thread | Maximum working pressure |
|----------|----------------------|--------------------------|
| 25102866 | 1/4" (M)-(M)-(M) BSP | 64 (640) MPa (bar) |
| 25102867 | 3/8" (M)-(M)-(M) BSP | 64 (640) MPa (bar) |
| 25102869 | 1/2" (M)-(M)-(M) BSP | 64 (640) MPa (bar) |
| 25102854 | 1/2" (F)-(M) BSP | 64 (640) MPa (bar) |
| 25102875 | 3/4" (M)-(M)-(M) BSP | 64 (640) MPa (bar) |
| 25102876 | 3/4" (F)-(F)-(F) BSP | 64 (640) MPa (bar) |
| 25102878 | 1" (M)-(M)-(M) BSP | 64 (640) MPa (bar) |



Plug, steel

| Part No | Thread | Maximum working pressure |
|----------|--------------|--------------------------|
| 25101513 | 1/4" (M) BSP | 64 (640) MPa (bar) |
| 25101519 | 1/2" (M) BSP | 64 (640) MPa (bar) |
| 25101495 | 3/4" (M) BSP | 64 (640) MPa (bar) |
| 25101498 | 1" (M) BSP | 64 (640) MPa (bar) |
| 9320119 | 2" (M) BSP | 2,5 (25) MPa (bar) |



Quick connector, steel

| Part No | Maximum working pressure | Connection |
|----------|--------------------------|--------------|
| 35101222 | 16 (160) MPa (bar) | 1/2" (F) BSP |
| 35101216 | 16 (160) MPa (bar) | 1/2" (F) BSP |
| 35101273 | 16 (160) MPa (bar) | 3/4" (F) BSP |
| 35101258 | 16 (160) MPa (bar) | 3/4" (F) BSP |

 35101222
 35101273

 35101216
 35101258


Adapters, brass

| Part No | Connection |
|----------|-------------------------|
| 25201216 | 1/8" - 1/8" (M)-(M) BSP |
| 25201210 | 1/4" - 1/4" (M)-(M) BSP |
| 25201192 | 1/2" - 1/2" (M)-(M) BSP |
| 25201201 | 1/2" - 3/8" (M)-(M) BSP |
| 25201228 | 3/4" - 3/4" (M)-(M) BSP |
| 25201171 | 1" - 1" (M)-(M) BSP |
| 25201204 | 1" - 3/4" (M)-(M) BSP |
| 25201177 | 1 1/2" - 1" (M)-(M) BSP |
| 25201219 | 2" - 2" (M)-(M) BSP |



Bushings, brass

| Part No | Connection |
|----------|---------------------------|
| 25201061 | 1/2" - 1/4" (F)-(M) BSP |
| 25201062 | 1/2" - 3/8" (F)-(M) BSP |
| 25201057 | 3/8" - 1/4" (F)-(M) BSPT |
| 25201279 | 1/8" - 1/4" (F)-(M) BSP |
| 25201303 | 1/4" - 3/8" (F)-(M) BSP |
| 25201267 | 1/8" - 1/2" (F)-(M) BSP |
| 25201016 | 1/4" - 1/2" (F)-(M) BSP |
| 25201270 | 3/8" - 1/2" (F)-(M) BSP |
| 25201294 | 1/2" - 3/4" (F)-(M) BSP |
| 25201300 | 3/8" - 3/4" (F)-(M) BSP |
| 25201297 | 1/4" - 3/4" (F)-(M) BSP |
| 25201273 | 3/4" - 1" (F)-(M) BSP |
| 25201243 | 1/2" - 1" (F)-(M) BSP |
| 25201276 | 3/8" - 1" (F)-(M) BSP |
| 25201252 | 3/4" - 1 1/2" (F)-(M) BSP |
| 25201285 | 1 1/2" - 2" (F)-(M) BSP |
| 25201282 | 1" - 2" (F)-(M) BSP |



Hose fitting, brass

| Part No | Dimension |
|----------|------------------------------|
| 38220806 | 3/8" (10) - 1/2" ØMM-(M) BSP |
| 38220808 | 1/2" (13) - 1/2" ØMM-(M) BSP |
| 38220406 | 3/8" (10) - 1/4" ØMM-(M) BSP |
| 38220408 | 1/2" (13) - 1/4" ØMM-(M) BSP |
| 38220812 | 1/2" (13) - 3/4" ØMM-(M) BSP |
| 38221208 | 3/4" (20) - 1/2" ØMM-(M) BSP |
| 38221210 | 3/4" (20) - 5/8" ØMM-(M) BSP |
| 38221212 | 3/4" (20) - 3/4" ØMM-(M) BSP |
| 38221612 | 3/4" (20) - 1" ØMM-(M) BSP |
| 38660101 | 1" (25) - 1" ØMM-(M) BSP |



Hose clamp

| Part No | Model | Dimension |
|----------|------------------------------------|-------------------------|
| 72101051 | Hose clamp Ø8-16 (3/8") mm (inch) | Ø8-16 (3/8") mm (inch) |
| 72101126 | Hose clamp Ø12-20 (1/2") mm (inch) | Ø12-20 (1/2") mm (inch) |
| 72101081 | Hose clamp Ø16-25 (5/8") mm (inch) | Ø16-25 (5/8") mm (inch) |
| 72101087 | Hose clamp Ø20-32 (3/4") mm (inch) | Ø20-32 (3/4") mm (inch) |



Adapters, stainless steel

| Part No | Thread | Maximum working pressure |
|----------|--------------------------|--------------------------|
| 78020608 | 3/8"-1/2" (M)-(M) BSP | 64 (640) MPa (bar) |
| 78020808 | 1/2" (M)-(M) BSP | 64 (640) MPa (bar) |
| 78020812 | 1/2"-3/4" (M)-(M) BSP | 64 (640) MPa (bar) |
| 78021212 | 3/4"-3/4" (M)-(M) BSP | 64 (640) MPa (bar) |
| 78020816 | 1"-1/2" (M)-(M) BSP | 64 (640) MPa (bar) |
| 78900808 | 1/2" - 1/2" (M)-(M) BSP | 64 (640) MPa (bar) |
| 78080806 | 1/2"-3/8" (F)-(M) BSP | 64 (640) MPa (bar) |
| 78080808 | 1/2"-1/2" (F)-(M) BSP | 64 (640) MPa (bar) |
| 78310808 | 1/2" - 1/2" (F)-(M) BSP | 64 (640) MPa (bar) |
| 78510808 | 1/2" (M)-(M)-(M) BSP | 64 (640) MPa (bar) |
| 78070808 | 1/2"-1/2" (F)-(F) BSP | 64 (640) MPa (bar) |
| 78080812 | 3/4"-1/2" (F)-(M) BSP | 64 (640) MPa (bar) |
| 78050812 | 3/4"-1/2" (F)-(M) BSP | 64 (640) MPa (bar) |
| 25300101 | 1/2" (M)-(M) BSP | 1,5 (15) MPa (bar) |
| 25300102 | Ø12,7 - 1/2" ØMM-(M) BSP | 1,5 (15) MPa (bar) |



78020812



78900808



78080808



78310808



78510808



78070808



25300101



25300102

Shut-off valves, steel

| Part No | Maximum working pressure | Connection |
|----------|--------------------------|----------------|
| 30201339 | 50 (500) MPa (bar) | 1/8" (F) BSP |
| 30201330 | 50 (500) MPa (bar) | 1/4" (F) BSP |
| 30201354 | 50 (500) MPa (bar) | 3/8" (F) BSP |
| 30201315 | 50 (500) MPa (bar) | 1/2" (F) BSP |
| 30201345 | 40 (400) MPa (bar) | 3/4" (F) BSP |
| 30201300 | 35 (350) MPa (bar) | 1" (F) BSP |
| 30201309 | 35 (350) MPa (bar) | 1 1/4" (F) BSP |



Shut-off valves, brass

Ball valves made of brass with PTFE-seals, long or short levers, intended for oil and air lines.

| Part No | Type | Maximum working pressure | Connection |
|----------|--------|--------------------------|----------------|
| 30101117 | Lever | 6,4 (64) MPa (bar) | 3/8" (F) BSP |
| 30101093 | Lever | 5,0 (50) MPa (bar) | 1/2" (F) BSP |
| 30101111 | Lever | 5,0 (50) MPa (bar) | 3/4" (F) BSP |
| 30101081 | Lever | 5,0 (50) MPa (bar) | 1" (F) BSP |
| 30101087 | Lever | 2,5 (25) MPa (bar) | 1 1/4" (F) BSP |
| 30101084 | Lever | 2,5 (25) MPa (bar) | 1 1/2" (F) BSP |
| 30101102 | Lever | 2,5 (25) MPa (bar) | 2" (F) BSP |
| 30101129 | Handle | 2,5 (25) MPa (bar) | 1/4" (F) BSP |
| 30101123 | Handle | 6,4 (64) MPa (bar) | 1/2" (F) BSP |



Shut-off valves, stainless steel

| Part No | Maximum pressure | Connection |
|----------|--------------------|--------------|
| 30201093 | 14 (140) MPa (bar) | 1/2" (F) BSP |
| 30301041 | 14 (140) MPa (bar) | 2" (F) BSP |



Shut-off valves, special purpose

| Part No | Model |
|----------|---|
| 30101069 | Ball valve 3-Way 3/4" (F) BSP |
| 28513 | Needle valve 1/4" (F)-(M) BSP Compressed air Brass |
| 28515 | Needle valve 1/2" (F)-(M) BSP Compressed air Brass |
| 28370 | Ball valve with pneumatic actuator single acting 3/4" (F) BSP 24 V DC Brass |
| 24627 | Drum tap, ball valve 3/4" (M) BSP Brass |

30101069



28513



28370



24627



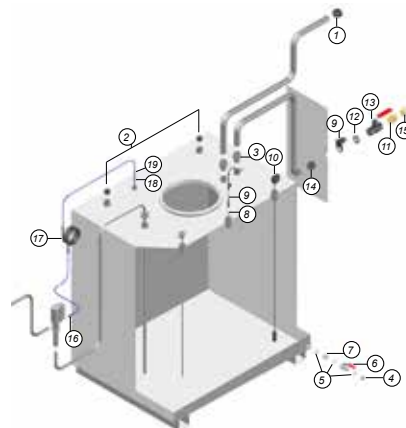
Tanks for oil

Manufactured in sheet steel in accordance with Swedish standards. The tanks are coated on the outside and untreated on the inside. The upper part is provided with manhole, G2" (f) and G1" (f) threaded connections and a G1 1/2" connection for the level sensor. The tank can also be ordered for outdoor purposes. Order by specifying H x W x D (Total height = H + 225 mm)

Installation kit (99414) for fresh oil tank is composed by the below listed components:

1. Ventilation cap 28328
2. Plug G2" 9320119
3. Union fitting G2" 9320104
4. Plug G1" 25101498
5. Rubber/steel washer G1" 10103517
6. Shut-off valve 1" 30101081
7. Fitting steel G1"-G1" 25102011
8. Bushing G1"-G1/2" 25201243
9. Overfilling protection 23163
10. Level gauge 2345475
11. Fitting G2" 9320106
12. Nut G2" 9320105
13. Shut-off valve G2" 30101102
14. Fitting G2" 25201219
15. Filling connection G2" 28197
16. Bushing G1/4"-G1/8" 25101819
17. Hose from pressure relief valve 480013M
18. Bushing G1"-G3/4" 25201273
19. Bushing G3/4"-G1/4" 25201297

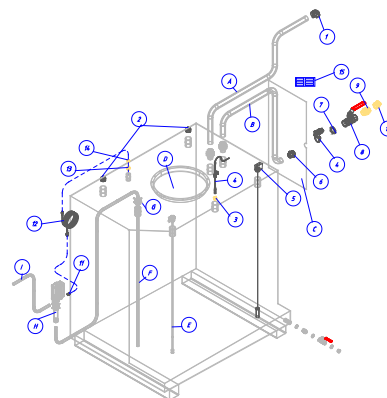
Our tanks are not stocked items, only delivered against order



Connection kit for fresh oil tank

Connection kit for fresh oil tank including the following: level gauge, overfilling protection, filling connection for trucks, ventilation cap for venting, tank filling label and a hose with adaptors for the pressure relief protection of the pump.

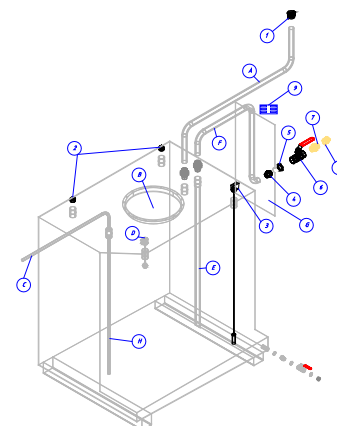
| Part No |
|---------|
| 99414 |



Connection kit for waste oil tank

Connection kit for waste oil tank including the following: level gauge, emptying connection for trucks, ventilation cap for venting, plugs on the extra connection points and tank filling label.

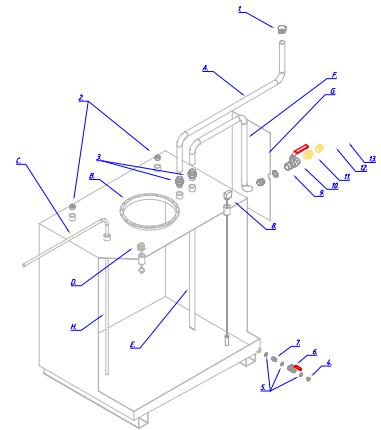
| Part No |
|---------|
| 99415 |



Connection kit for used glycol tank

Connection kit for waste liquid tank including the following: level gauge, emptying connection for trucks, ventilation cap for venting, plugs on the extra connection points and tank filling label.

| Part No |
|---------|
| 99416 |



Installation kit tank room for air pumps

Technical data

Dimension 12 (1/2") mm (inch)
Thread 1/4" (M) BSP
Connection 3/4"-1/2" (M) BSP

| Part No | Model | Length |
|---------|---|--------|
| 48110 | Installation kit for air connection from air main line to 3 pumps | 15 m |
| 48111 | Installation kit for air connection from air main line to 5 pumps | 20 m |



Tank accessories

| Part No | Model |
|---------|---|
| 28328 | Ventilation cap for tanks in galvanized steel 180°, G2" (f) |
| 28196 | Filling connector in brass, straight for tanks G2" (f) |
| 28197 | Filling connector in brass, for tanks 30° G2" (f) |
| 2345475 | Level gauge for tanks. Max height of tank 2,5m, connection thread G1 1/2" (m) |
| 29150 | Flash Suppressor 2" (f) |
| 97760 | Tank filling sticker with holder only in Swedish |



Filling cabinet

| Part No | Dimension |
|---------|----------------|
| 24104 | 800x600x300 mm |



Tube media decal (Swedish only)

Only in Swedish



| Part No | Model |
|---------|----------------------------|
| 97731 | Pipe label only in Swedish |
| 97716 | Pipe label only in Swedish |
| 97706 | Pipe label only in Swedish |
| 97712 | Pipe label only in Swedish |
| 97719 | Pipe label only in Swedish |
| 97755 | Pipe label only in Swedish |
| 97722 | Pipe label only in Swedish |
| 97721 | Pipe label only in Swedish |
| 97709 | Pipe label only in Swedish |
| 97737 | Pipe label only in Swedish |
| 97711 | Pipe label only in Swedish |
| 97707 | Pipe label only in Swedish |
| 97723 | Pipe label only in Swedish |
| 97747 | Pipe label only in Swedish |
| 97729 | Pipe label only in Swedish |
| 97705 | Pipe label only in Swedish |
| 97715 | Pipe label only in Swedish |
| 97727 | Pipe label only in Swedish |
| 97728 | Pipe label only in Swedish |
| 97730 | Pipe label only in Swedish |
| 97718 | Pipe label only in Swedish |
| 97708 | Pipe label only in Swedish |
| 97734 | Pipe label only in Swedish |
| 97701 | Pipe label only in Swedish |
| 97702 | Pipe label only in Swedish |
| 97724 | Pipe label only in Swedish |
| 97733 | Pipe label only in Swedish |
| 97740 | Pipe label only in Swedish |
| 97741 | Pipe label only in Swedish |
| 97744 | Pipe label only in Swedish |
| 97745 | Pipe label only in Swedish |
| 97746 | Pipe label only in Swedish |
| 97735 | Pipe label only in Swedish |
| 97736 | Pipe label only in Swedish |
| 97725 | Pipe label only in Swedish |
| 97720 | Pipe label only in Swedish |
| 97714 | Pipe label only in Swedish |
| 97713 | Pipe label only in Swedish |
| 97739 | Pipe label only in Swedish |
| 97738 | Pipe label only in Swedish |
| 97717 | Pipe label only in Swedish |
| 97703 | Pipe label only in Swedish |
| 97704 | Pipe label only in Swedish |
| 97726 | Pipe label only in Swedish |
| 97732 | Pipe label only in Swedish |

Hose labels (Swedish only)

Can be supplied in different languages on request. Mounted with cable ties. **Note! Not included.**

98724



14 mm

75 mm

| Part No | Model |
|---------|----------------------------|
| 98731 | Pipe label only in Swedish |
| 98716 | Pipe label only in Swedish |
| 98706 | Pipe label only in Swedish |
| 98712 | Pipe label only in Swedish |
| 98719 | Pipe label only in Swedish |
| 98722 | Pipe label only in Swedish |
| 98721 | Pipe label only in Swedish |
| 98709 | Pipe label only in Swedish |
| 98742 | Pipe label only in Swedish |
| 98743 | Pipe label only in Swedish |
| 98737 | Pipe label only in Swedish |
| 98711 | Pipe label only in Swedish |
| 98723 | Pipe label only in Swedish |
| 98707 | Pipe label only in Swedish |
| 98729 | Pipe label only in Swedish |
| 98705 | Pipe label only in Swedish |
| 98715 | Pipe label only in Swedish |
| 98727 | Pipe label only in Swedish |
| 98728 | Pipe label only in Swedish |
| 98730 | Pipe label only in Swedish |
| 98718 | Pipe label only in Swedish |
| 98734 | Pipe label only in Swedish |
| 98708 | Pipe label only in Swedish |
| 98710 | Pipe label only in Swedish |
| 98701 | Pipe label only in Swedish |
| 98702 | Pipe label only in Swedish |
| 98724 | Pipe label only in Swedish |
| 98733 | Pipe label only in Swedish |
| 98740 | Pipe label only in Swedish |
| 98741 | Pipe label only in Swedish |
| 98735 | Pipe label only in Swedish |
| 98736 | Pipe label only in Swedish |
| 98725 | Pipe label only in Swedish |
| 98720 | Pipe label only in Swedish |
| 98714 | Pipe label only in Swedish |
| 98713 | Pipe label only in Swedish |
| 98739 | Pipe label only in Swedish |
| 98738 | Pipe label only in Swedish |
| 98717 | Pipe label only in Swedish |
| 98703 | Pipe label only in Swedish |
| 98704 | Pipe label only in Swedish |
| 98726 | Pipe label only in Swedish |
| 98732 | Pipe label only in Swedish |

15 Sorbents

| | |
|-----------------------------|-----|
| Sorbents for oil only..... | 214 |
| Universal sorbents..... | 215 |
| Spill rugs heavy duty | 216 |

Sorbents for petroleum based liquids

Highly absorbent meltblown polypropylene center for cost-effectiveness. Absorbs petroleum based liquids and repels water. Spunbond on both sides gives superior strength. Spunbond material allows for high abrasion resistance when wiping rough surfaces. Perforations minimize waste. Dimples give added strength. Virtually lint-free. Absorbency in litres/packaging.



Pads

Our best products for wiping. Strong and doesn't leave any lint. Absorbency in litres/packaging.

| Part No | Capacity | Dimension | Quantity |
|---------|----------|--------------|----------|
| 34000 | 120 l | 410 x 460 mm | 100 pce |
| 34001 | 154 l | 410 x 460 mm | 200 pce |



Rolls

For industrial cleaning, very absorbent and doesn't leave lint. Absorbency in litres/packaging.

| Part No | Capacity | Dimension | Quantity |
|---------|----------|-----------|----------|
| 34002 | 120 l | 410 mm | 46 m |
| 34003 | 240 l | 810 mm | 46 m |



Mini booms

Filled with 100% polypropylene for cost effectiveness. Flexible - can thereby be shaped around leaky machinery or drums. Available in different sizes. Can also be used during clean up of smaller oil spills on water. Ideal for use in order to surround and contain liquids during a land spill. Absorbs petroleum based liquids and repels water. Absorbency in litres/packaging.


| Part No | Capacity | Dimension | Quantity |
|---------|----------|-----------------|----------|
| 34004 | 85 l | Ø 76 x 1220 mm | 15 pce |
| 34005 | 84 l | Ø 76 x 3050 mm | 6 pce |
| 34006 | 135 l | Ø 130 x 3000 mm | 4 pce |



Drum tops

Already have pre-cut holes in order to perfectly fit on 208 liter drums. Prevents drum top leaks from reaching the floor, thus preventing slippery floors. Absorbs petroleum based liquids and repels water. Only for oil and other petroleum based products. Absorbency in litres/packaging.

| Part No | Capacity | Dimension | Quantity |
|---------|----------|-----------|----------|
| 34007 | 50 l | Ø 560 mm | 25 pce |
| 34008 | ~2 l | Ø 560 mm | 1 pce |



Sorbents for oil and water

Absorbs and retains oil, water, solvents, coolants, etc. Available in various weights. Keeps floors clean and dry. Place under and around machinery, use to line shelves, and for clean-up applications. Use as a rag for quick wipe-ups. Dimple bonded for strength. Center perforated for a customized fit. Absorbency in litres/packaging.



Pads

| Part No | Capacity | Dimension | Quantity |
|---------|----------|------------|----------|
| 34100 | 108 l | 410x460 mm | 100 pce |
| 34101 | 133 l | 410x460 mm | 200 pce |



Rolls

| Part No | Capacity | Dimension | Quantity |
|---------|----------|-----------|----------|
| 34102 | 120 l | 410 mm | 46 m |
| 34103 | 240 l | 810 mm | 46 m |



Sorbents for universal use

Absorbs most industrial liquids (oil-based as well as water-based). One-sided spunbond gives added strength. Spunbond material allows for high abrasion resistance when used in high traffic areas. All rolls are perforated down center as well as across the width thus minimizing waste. Packed in a sturdy box for easy handling. Dimples add strength. Rolls are static resistant, giving greater safety when handling flammable liquids. Absorbency in litres/packaging.

Pads

| Part No | Capacity | Dimension | Quantity |
|---------|----------|--------------|----------|
| 34104 | 120 l | 410 x 460 mm | 100 pce |



Mini booms for all fluids

Flexible - can thereby be shaped around leaky machinery or drums. Available in two different lengths for added customer choice. Can also be used during clean up of smaller oil spills on water. Ideal for use in order to surround and contain liquids during a land spill. Absorbs petroleum based liquids as well as water based liquids. Can be used as temporary containment during a spill situation. Absorbency in litres/packaging.

| Part No | Capacity | Dimension | Quantity |
|---------|----------|----------------|----------|
| 34106 | 85 l | Ø 76 x 1220 mm | 15 pce |
| 34107 | 84 l | Ø 76 x 3050 mm | 6 pce |



Drum tops

Already have pre-cut holes in order to perfectly fit on 208 liter drums. Prevents drum top leaks from reaching the floor, thus preventing slippery floors. Absorbs most industrial liquids (oil-based as well as water-based.) Absorbency/capacity in litres/packaging

| Part No | Capacity | Dimension | Quantity |
|---------|----------|-----------|----------|
| 34108 | 50 l | Ø 560 mm | 25 pce |



Spill rug

Absorbs most industrial liquids (oil-based as well as water-based). Spunbond on one side gives superior strength. Spunbond material allows for high abrasion resistance when used in high traffic areas. All rolls are perforated twice down the center as well as across the width thus minimizing waste. Camouflage pattern masks stains and keeps floor looking clean. Thick outer spunbond layer makes product extra resistant. Perforated down center as well as across width. Absorbency in litres/packaging.



Rolls

| Part No | Capacity | Dimension | Quantity |
|---------|----------|-----------|----------|
| 34110 | 264 l | 810 mm | 46 m |



Spill rug

Made from adsorbent needle punched polypropylene. Extremely strong construction allows for both walking and driving on rolls. Absorbs petroleum based as well as water based liquids. Ideal for putting in walkways or around machinery with heavy traffic. With anti-slip, impermeable backing to protect floors. Absorbency in litres/packageging.



Rolls

| Part No | Capacity | Dimension | Quantity |
|---------|----------|-----------|----------|
| 34120 | 80 l | 910 mm | 30,5 m |



Spill rug for in and outside use

Heavy duty poly backing prevents leaking of liquids into the ground. 3-piece construction gives high durability. Top layer gives UV protection, thereby warranting a longer lifespan of product. Applications including: under transformers to prevent oils from leaking onto ground, factory floors where liquids must not penetrate onto floor, factories/warehouses where a durable sorbent is needed due to high traffic and under heavy equipment (stamping tools, etc) in order to protect floor. Absorbency in litres/packageging.



Rolls

| Part No | Capacity | Dimension | Quantity |
|---------|----------|-----------|----------|
| 34121 | 352 l | 1470 mm | 24 m |



Oil stock room

Equipment for tanks, IBC-containers, drums



Passenger car workshops

Solutions for ceilings, walls, suspended ceilings and built in



Truck and bus workshops

Solutions for ceilings, walls, pits and service towers



Industry

Custom solutions





Alentec & Orion AB

Grustagsvägen 4
SE-138 40 Älta
Sweden
Tel: +46 8 747 67 00
Fax: +46 8 715 20 74
E-mail: info@alentec.se
www.orionlube.com

Alentec Orion Ltd

Barrs Fold Road
Wingates Industrial Park
Westhoughton, BL5 3XP
United Kingdom
Tel: +44 116 284 60 40
Fax: +44 116 284 60 70
E-mail: sales@alentec-orion.co.uk
www.alentec-orion.co.uk

Orion Lube System nv/sa

Eksaardse Rijweg 236
9041 Oostakker
Belgium
Tel: +32 9 250 94 60
Fax: +32 9 250 94 69
E-mail: info@orion-lube.be
www.orion-lube.be

Autolube Orion, S.A.S.

64, Rue du Puits Charles
58400 La Charité Sur Loire
France
Tel.: +33 3 86 60 47 75
Fax: +33 2 34 09 01 35
E-mail: info@autolubeorion.com
www.autolubeorion.com

Distributor